

2022 Consolidated Annual Performance and Evaluation Report
City of Burlington, Vermont

Prepared by
Community and Economic Development Office
Room 32 – City Hall
Burlington, Vermont 05401
(802)-865-7232
www.burlingtonvt.gov/cedo

CR-05 - Goals and Outcomes

CR-05 Introduction

The City of Burlington's Community and Economic Development Office's mission is engaging the community to build a vibrant, healthy and equitable city. CEDO prepares a Consolidated Plan for Housing and Community Development (the Consolidated Plan) every five years on behalf of the City and its residents. The plan outlines housing and community development needs and priorities and includes detailed information about resident demographics, the local housing market, and the local economy. To address the Consolidated Plan priorities the City prepares an annual Action Plan which guides priorities and spending Community Development Block Grant (CDBG) and HOME Investment Partnership Program (HOME) resources that the City receives from the U.S. Department of Housing and Urban Development (HUD). The Action Plan details how the City will spend CDBG and HOME funds to meet the needs and priorities identified in the Consolidated Plan; CEDO submits the annual Action Plan to HUD by May 15. At the end of the program year the City reports CDBG and HOME accomplishments, expenditures and challenges in the Consolidated Annual Performance and Evaluation Report (CAPER). The Consolidated Plan, Annual Action Plan, and Annual Performance Report are requirements for CDBG and HOME program funding. This CAPER includes all CDBG and HOME projects that were funded, underway, or completed during the program year beginning July 1, 2022 and ending June 30, 2023 (referred to as Program Year 2022.) This was the fifth year of the City's 2018-2022 Consolidated Plan. This report also contains Community Indicators (Appendix A) and partner activities that contribute to the goals of the Consolidated Plan. The CAPER is due to HUD by September 28, 2023.

Progress the jurisdiction has made in carrying out its strategic plan and its action plan. 91.520(a)

This could be an overview that includes major initiatives and highlights that were proposed and executed throughout the program year.

The City of Burlington has achieved many of the goals outlined in its 5-Year 2018-2022 Consolidated Plan.

OUTCOME: Increase the availability of/access to decent housing: The City of Burlington has made significant progress in many of the 5-Year Goals outlined in the Consolidated Plan in most areas of this outcome.

1. Creating Permanent Supportive Housing: the city has exceeded this goal by supporting housing partners to create 12 units dedicated to persons experiencing homelessness.
2. Properties for Non-Homeless Special Needs: while not funded through HOME or CDBG the city supported the construction of 70 units for

seniors including 60 affordable units. The city has supported the renovation and improvement of more than 160 units for seniors.

3. Lead Hazard Remediation: The city has completed 133 lead hazard remediations, exceeding this goal for rental units (115/100 rental units rehabilitated) and falling short on home owner units (18/62 housing units rehabilitated). The city acquired funding outside of CDBG and HOME to support lead hazard remediation. Lead hazard activities have shifted increasingly toward rental units due to income levels of homeowners in the city. Despite challenges with costs of remediation projects, delays in material delivery, limited contractor availability and back-logs from the pandemic the lead program has still met 82% of goal (133/162).

OUTCOME: Increase the affordability of decent housing: The City has achieved both 5-Year Goals outlined in the Consolidated Plan in this outcome

1. Create New Affordable Housing: The city supported the construction of two large apartment complexes composed mainly of affordable housing units. Assistance included CDBG and HOME funding for one project as well as logistical support and guidance from the City for both. Including the units noted above the City has supported the creation of 128/125 new affordable housing units.
2. New Homeownership Buyer Assistance: Partner organizations (Burlington Housing Authority and Champlain Housing Trust) have assisted 28 households in Burlington to attain home ownership exceeding this goal (28/20).

OUTCOME: Increase the sustainability of decent housing: The City of Burlington has almost achieved all of the 5-Year Goals outlined in the Consolidated Plan in this outcome area.

1. Acquire/Rehabilitate Units: The City has supported the rehabilitation of multiple affordable housing units and 15 owner units - exceeding this goal.
2. Housing Retention Services: The City has supported services to more than 250 individuals with Non-Homeless Special Needs to retain housing and independent living almost achieving this goal.

OUTCOME: Increase the availability of/access to economic opportunity: The City has almost achieved all of the 5-Year Goals outlined in the Consolidated Plan in this outcome area.

1. The City supported over 600 businesses with technical assistance, education and services for microenterprises especially women, refugees and people in the NRSA far exceeding this goal.
2. Business Facade Rehabilitation: The City has not met its goal of supporting 1 business with facade rehabilitation. Facade rehabilitation

has not been a request of applicants, or a priority for the City.

3. The city has made progress towards the goal of supporting the creation of jobs (16/25). Interruptions from the Covid-19 pandemic and a strong community interest in microenterprises has impacted this goal of job creation.

OUTCOME: Increase the sustainability of economic opportunity: The City has far exceeded all of the 5-Year Goals in the Consolidated Plan in this outcome area.

1. The city has supported almost 520 children in childhood education far exceeding this goal (520/100).
2. More than 3000 people were supported with projects to reduce economic barriers by supporting LMI households to access 3160/3000.

OUTCOME: Increase the availability of /access to a suitable living environment: The City achieved most of the 5-Year Goals outlined in the Consolidated Plan in this outcome area.

1. Public Services to Persons Experiencing Homelessness: The City supported over 1000 persons experiencing homelessness with services (95/300) and access to overnight shelter (1019/500) exceeding shelter goals.
2. The city did not assist anyone with Tenant-Based Rental Assistance. There was sufficient community resources and assistance for housing subsidy during this reporting period and the City decided resources were better directed to other supports for persons who are experiencing homelessness.
3. The City supported 253 persons who were youth and/or had health related needs exceeding the goal (253/100).
4. The City completed multiple projects that improved public facilities and city infrastructure serving all Burlington residents and meeting this goal (42,363/42000).
5. The City remediated 4.7 acres of brownfields exceeding the goal (4.7/3).

Comparison of the proposed versus actual outcomes for each outcome measure submitted with the consolidated plan and explain, if applicable, why progress was not made toward meeting goals and objectives. 91.520(g)

Categories, priority levels, funding sources and amounts, outcomes/objectives, goal outcome indicators, units of measure, targets, actual outcomes/outputs, and percentage completed for each of the grantee's program year goals.

Goal	Category	Source / Amount	Indicator	Unit of Measure	Expected – Strategic Plan	Actual – Strategic Plan	Percent Complete	Expected – Program Year	Actual – Program Year	Percent Complete
Contingency	Affordable Housing Homeless Non-Housing Community Development	CDBG: \$ / HOME: \$	Other	Other	1	0	0.00%			
DH 1.1 Protect the Vulnerable - New Perm Supp Hous	Affordable Housing Homeless	CDBG: \$ / HOME: \$	Housing for Homeless added	Household Housing Unit	10	12	120.00%			
DH 1.3 Create New Affordable Housing	Affordable Housing	CDBG: \$ / HOME: \$	Rental units constructed	Household Housing Unit	110	116	105.45%	8	0	0.00%
DH 1.3 Create New Affordable Housing	Affordable Housing	CDBG: \$ / HOME: \$	Rental units rehabilitated	Household Housing Unit	0	0		108	152	140.74%
DH 1.4 Promote new homeownership buyer assist	Affordable Housing	CDBG: \$ / HOME: \$	Direct Financial Assistance to Homebuyers	Households Assisted	20	43	215.00%			
DH 2.1 Acquire/Rehab - Rental or Owner Units	Affordable Housing	CDBG: \$ / HOME: \$	Rental units rehabilitated	Household Housing Unit	65	242	372.31%			

DH 2.1 Acquire/Rehab - Rental or Owner Units	Affordable Housing	CDBG: \$ / HOME: \$	Homeowner Housing Rehabilitated	Household Housing Unit	10	15	150.00%	6	2	33.33%
DH 2.2 Protect the Vulnerable - Lead Hazard	Affordable Housing	CDBG: \$ / HOME: \$	Rental units rehabilitated	Household Housing Unit	100	115	115.00%			
DH 2.2 Protect the Vulnerable - Lead Hazard	Affordable Housing	CDBG: \$ / HOME: \$	Homeowner Housing Rehabilitated	Household Housing Unit	62	18	29.03%			
DH 3.1 Protect the Vulnerable Hsng Retention Svcs	Affordable Housing Homeless Non-Homeless Special Needs	CDBG: \$ / HOME: \$	Public service activities for Low/Moderate Income Housing Benefit	Households Assisted	300	257	85.67%			
DH1.2 Protect the Vulnerable New Special Need Hsng	Affordable Housing Non-Homeless Special Needs	CDBG: \$ / HOME: \$	Rental units constructed	Household Housing Unit	80	0	0.00%			
EO 1.1 Support Microenterprises	Non-Housing Community Development	CDBG: \$ / HOME: \$	Facade treatment/business building rehabilitation	Business	0	0		0	0	
EO 1.1 Support Microenterprises	Non-Housing Community Development	CDBG: \$ / HOME: \$	Businesses assisted	Businesses Assisted	250	609	243.60%	173	180	104.05%

EO 1.2 Retain/Create Jobs	Non-Housing Community Development	CDBG: \$ / HOME: \$	Facade treatment/business building rehabilitation	Business	1	0	0.00%			
EO 1.2 Retain/Create Jobs	Non-Housing Community Development	CDBG: \$ / HOME: \$	Jobs created/retained	Jobs	25	16	64.00%			
EO 1.3 Reduce Economic Barriers - Early Childhood	Non-Housing Community Development	CDBG: \$ / HOME: \$	Public service activities other than Low/Moderate Income Housing Benefit	Persons Assisted	100	520	520.00%	105	198	188.57%
EO 1.4 Reduce Economic Barriers - Access Resources	Non-Housing Community Development	CDBG: \$ / HOME: \$	Public service activities other than Low/Moderate Income Housing Benefit	Persons Assisted	3000	3693	123.10%	606	684	112.87%
Planning and Administration	Planning, Administration, Fair Housing	CDBG: \$ / HOME: \$	Other	Other	1	1	100.00%	1	1	100.00%
SL 1.1 Provide Public Services Homeless	Homeless	CDBG: \$ / HOME: \$	Public service activities for Low/Moderate Income Housing Benefit	Households Assisted	88	689	782.95%			

SL 1.1 Provide Public Services Homeless	Homeless	CDBG: \$ / HOME: \$	Tenant-based rental assistance / Rapid Rehousing	Households Assisted	25	0	0.00%			
SL 1.1 Provide Public Services Homeless	Homeless	CDBG: \$ / HOME: \$	Homeless Person Overnight Shelter	Persons Assisted	500	1082	216.40%			
SL 1.2 Provide Public Services	Non-Housing Community Development	CDBG: \$ / HOME: \$	Public service activities other than Low/Moderate Income Housing Benefit	Persons Assisted	100	328	328.00%	100	179	179.00%
SL 1.2 Provide Public Services	Non-Housing Community Development	CDBG: \$ / HOME: \$	Homeless Person Overnight Shelter	Persons Assisted	0	0		0	0	
SL 1.3 Improve Public Facilities & Infrastructure	Non-Housing Community Development	CDBG: \$ / HOME: \$	Public Facility or Infrastructure Activities other than Low/Moderate Income Housing Benefit	Persons Assisted	42000	42363	100.86%	35530	0	0.00%
SL 1.4 Remediation of Brownfields	Affordable Housing Non-Housing Community Development	CDBG: \$ / HOME: \$	Brownfield acres remediated	Acre	3	5	166.67%			

Table 1 - Accomplishments – Program Year & Strategic Plan to Date

Assess how the jurisdiction's use of funds, particularly CDBG, addresses the priorities and specific objectives identified in the plan, giving special attention to the highest priority activities identified.

The City's Community & Economic Development Office partnered with multiple community non-profits and organizations to support access to housing, economic opportunities and suitable living environments. Services addressed multiple priorities and objectives identified in the Consolidated and Annual Action Plans. The City has demonstrated its commitment to focusing resources to community members with the greatest financial needs; more than 90% of CDBG beneficiaries have low to moderate incomes, including 47% who have extremely low incomes. The City is working to create safe, decent, and affordable housing for residents, a prosperous economy, and neighborhoods where residents have community supports and a high quality of life. In addition to focusing funds in these three areas, the City also prioritizes spending geographically in high priority areas such as the Neighborhood Revitalization Strategy Area (NRSA).

Highlights of Accomplishments

The City's highest priority under its Consolidated Plan is affordable housing. Highlights from this year include:

- DH 1.3 Two HOME funded activities were in process this fiscal year. These activities will provide housing to families experiencing homelessness and a renovation to an affordable housing co-op. Both projects are located in the Neighborhood Revitalization Strategy Area (NRSA).
- DH 2.1 Two homeowners were assisted with home improvements increasing the safety of their homes.
- DH 2.1 108 housing units for seniors were renovated improving safety and comfort for residents. An HVAC improvement project improved another residence for an additional 44 seniors.
- DH 2.2 The Burlington Lead Program (BLP) completed testing for lead-based paint hazards in 79 housing units and lead hazard control activities in 31 rental housing units and 2 owner occupied housing units.
- DH 2.2 BLP performed Healthy Home interventions in 16 rental housing units.

Economic opportunity is the City's next overall priority. Highlights include:

- EO 1.1 190 Burlington microenterprises and small businesses were assisted by the city and community non-profits.
- EO 1.1 Participants created 16 new businesses and expanded upon 45 existing microenterprises.
- EO 1.1 CDBG funds assisted two small family-owned food businesses - one Black business owner gained a food cart and is now selling on a popular pedestrian street, another Vietnamese family expanded their restaurant's physical capacity to accommodate more in-person dining.

- EO 1.1 Seventeen people participated in a 16-week business planning course or 6-hour introductory business class.
- EO 1.3 ECHO Early Learning Center and Lund Early Childhood program provided almost 200 children enriching and developmentally-appropriate learning allowing caregivers time for vocational pursuits.
- EO 1.4 Assistance with tax preparation and other income tax related assistance was provided to 684 households by The Volunteer Income Tax Assistance (VITA) program. More than a dozen beneficiaries primary language was not English, over 100 head of households had a disability and more than half of the households served were extremely low income (less than 30% Area Median Income (AMI)).
- EO 1.4 Seven youth who had not completed high school and whose families have limited financial means (low-income or below households) participated in ReSource's YouthBuild job training program. The youth were trained in construction skills and may have earned certificates in OSHA10, NCCER, First Aid & CPR Training.

A suitable living environment is the City's third priority. Highlights include:

- SL 1.2 An after school enrichment program supported 179 students with meaningful learning, play and team building through the Sara Holbrook Community Center.

Challenges with meeting Program Year Accomplishments:

- DH 1.3 Construction on new rental units did not conclude during this program year. Delays in construction related to pandemic backlog, and challenges in material delivery and acquisition and limited contractor availability impacted timeliness of project completion.
- DH 2.1 Homeowner housing rehabilitation was limited this program year due to a transfer of project management that was delayed by staffing vacancies.
- SL 1.3 Public infrastructure projects at the Moran plant and VFW were delayed and not addressed this project year.

Goal	Category	Indicator	Unit of Measure	Expected Strategic Plan	Actual - Strategic Plan	Percent Complete	Expected Program Year	Actual Program Year	Percent Complete
DH3.1 Protect the Vulnerable and Housing Retention Services	Affordable Housing Homeless Non-Homeless Special Needs	Services for persons experiencing homelessness at DayStation and through Housing First and Rapid Rehousing	Households Assisted	225	225	100%	0	0	100%
EO 1.1 Support Microenterprises	Non-Housing Community Development	Two microenterprise programs that support businesses impacted by Covid-19, refugees, and businesses within NRSA	Businesses Assisted	40	35	88%	0	1	100%
SL 1.1 Provide Public Services Homeless	Supports for Person Experiencing Homelessness	Public service activities for Low/Moderate Income Housing Benefit	Households Assisted	538	594	110%	538	594	110%
SL 1.2 Provide Public Services	Non-Housing Community Development	Public service activities other than Low/Moderate Income Housing Benefit	Persons Assisted	801	564	64%	550	213	39%

Table 2 - CDBG-CV Accomplishments Table

CDBG-CV Accomplishments Narrative:

The City of Burlington utilized CV funds to support projects that assisted the community to overcome barriers and challenges related to the pandemic and recovery. Highlights from this CDBG-CV funded projects include:

- The Youth Adventure Program supported 29 children who struggle with school truancy in outdoor adventures, mentoring with adults and exploration of vocational opportunities improving attendance and school engagement.
- Over 500 adults and children fleeing domestic violence were provided services and housing support by STEPS to End Domestic Violence.
- Seven persons who had experienced homelessness were supported by ANEW Place. Participants were provided an affordable housing unit and prioritized for receipt of a Housing Choice voucher.
- Pathways Vermont served 47 individuals supporting 24 individuals who were previously homeless to maintain housing in scattered-site apartments, and assisting 10 additional persons in finding an apartment within the community.
- Thirty-one persons who have immigrated to Burlington with no, or very limited digital literacy skills participated in Vermont Adult Learning's Fostering Connections program where they gained familiarity with information technology and computer literacy. Several utilized their new digital literacy skills to participate in online English Language courses.
- Almost 150 persons were supported by the Vermont Criminal Justice Reform Center to support community re-entry for persons exiting incarceration and assistance for persons who are at high-risk of fatal overdose from substance use.
- USCRI Vermont served 163 individuals in the Housing Orientation Program supporting with housing literacy and housing search. All participants were housed in temporary residences and will be supported to find permanent, affordable homes.

CR-10 - Racial and Ethnic composition of families assisted

Describe the families assisted (including the racial and ethnic status of families assisted).

91.520(a)

	CDBG	HOME
White	779	0
Black or African American	354	0
Asian	122	0
American Indian or American Native	12	0
Native Hawaiian or Other Pacific Islander	3	0
Two or More Races	137	
Total	1,407	0
Hispanic	54	0
Not Hispanic	1,353	0

Table 3 – Table of assistance to racial and ethnic populations by source of funds

Narrative

CDBG prioritizes resources and supports to Burlington residents who have very limited financial means, live in areas of the city with fewer economic opportunities and/or have experienced marginalization.

Comparing the racial identity of beneficiaries with Burlington's total population shows high beneficiary participation among persons of various racial identities. Individuals who identified as Black or African American were almost a quarter of program beneficiaries, more than 4x their representation in Burlington's general population; persons who identify as Asian and Pacific Islander were represented almost twice as much among beneficiaries as in the general population.

CR-15 - Resources and Investments 91.520(a)

Identify the resources made available

Source of Funds	Source	Resources Made Available	Amount Expended During Program Year
CDBG	public - federal	1,403,713	3,025,799
HOME	public - federal	886,603	263,295

Table 4 - Resources Made Available

Narrative

The resources available to Burlington to serve residents with limited financial income includes federal, state, local and private sources. In this program year the City expended \$3,025,799.36 of CDBG funds and \$263,295.31 in HOME funds to progress on goals outlined in the Consolidated and Annual Plans.

There were no publicly owned lands or properties that were used to address the needs identified in the plan.

Identify the geographic distribution and location of investments

Target Area	Planned Percentage of Allocation	Actual Percentage of Allocation	Narrative Description
City-Wide	37	22	
NEIGHBORHOOD REVITALIZATION STRATEGY AREA	63	78	

Table 5 – Identify the geographic distribution and location of investments

Narrative

Burlington targets its CDBG and HOME funds in the City's Neighborhood Revitalization Strategy Area. The Neighborhood Revitalization Strategy Area (NRSA) includes census tracts 3, 4, 5, 6 and 10 – roughly, the Old North End, downtown and the waterfront, Ward One including the Riverside Avenue corridor, and the area west of Pine Street down to Flynn Avenue. The NRSA is shaded in purple on the map that follows.

Of total non-administrative CDBG and HOME expenditures, approximately 78% was spent on programs/projects located in the NRSA this year; among CARES projects 55% was expended in this area. Programs located outside the NRSA, such as Lund Early Childhood Education program and CVOEO's Financial Futures Micro Business Development program, serve a number of NRSA residents, but are not exclusive to NRSA residents.

Leveraging

Explain how federal funds leveraged additional resources (private, state and local funds), including a description of how matching requirements were satisfied, as well as how any publicly owned land or property located within the jurisdiction that were used to address the needs identified in the plan.

The City leveraged over \$14 million to meet identified needs through public service, economic development, and housing construction/rehabilitation activities completed this year. These are other funds that the City and its sub grantees raised for their completed CDBG-funded activities as well as funds invested by outside entities.

Fiscal Year Summary – HOME Match	
1. Excess match from prior Federal fiscal year	767,313
2. Match contributed during current Federal fiscal year	3,594
3. Total match available for current Federal fiscal year (Line 1 plus Line 2)	770,907
4. Match liability for current Federal fiscal year	0
5. Excess match carried over to next Federal fiscal year (Line 3 minus Line 4)	770,907

Table 6 – Fiscal Year Summary - HOME Match Report

Match Contribution for the Federal Fiscal Year								
Project No. or Other ID	Date of Contribution	Cash (non-Federal sources)	Foregone Taxes, Fees, Charges	Appraised Land/Real Property	Required Infrastructure	Site Preparation, Construction Materials, Donated labor	Bond Financing	Total Match
1629	01/27/2023	0	3,594	0	0	0	0	3,594

Table 7 – Match Contribution for the Federal Fiscal Year

HOME MBE/WBE report

Program Income – Enter the program amounts for the reporting period				
Balance on hand at begin-ning of reporting period \$	Amount received during reporting period \$	Total amount expended during reporting period \$	Amount expended for TBRA \$	Balance on hand at end of reporting period \$
0	0	0	0	0

Table 8 – Program Income

Minority Business Enterprises and Women Business Enterprises – Indicate the number and dollar value of contracts for HOME projects completed during the reporting period						
	Total	Minority Business Enterprises				White Non-Hispanic
		Alaskan Native or American Indian	Asian or Pacific Islander	Black Non-Hispanic	Hispanic	
Contracts						
Dollar Amount	0	0	0	0	0	0
Number	0	0	0	0	0	0
Sub-Contracts						
Number	0	0	0	0	0	0
Dollar Amount	0	0	0	0	0	0
	Total	Women Business Enterprises	Male			
Contracts						
Dollar Amount	0	0	0			
Number	0	0	0			
Sub-Contracts						
Number	0	0	0			
Dollar Amount	0	0	0			

Table 9 - Minority Business and Women Business Enterprises

Minority Owners of Rental Property – Indicate the number of HOME assisted rental property owners and the total amount of HOME funds in these rental properties assisted						
	Total	Minority Property Owners				White Non-Hispanic
		Alaskan Native or American Indian	Asian or Pacific Islander	Black Non-Hispanic	Hispanic	
Number	2	0	0	0	0	2
Dollar Amount	363,600	0	0	0	0	363,600

Table 10 – Minority Owners of Rental Property

Relocation and Real Property Acquisition – Indicate the number of persons displaced, the cost of relocation payments, the number of parcels acquired, and the cost of acquisition						
Parcels Acquired		1	363,600			
Businesses Displaced		0	0			
Nonprofit Organizations Displaced		0	0			
Households Temporarily Relocated, not Displaced		0	0			
Households Displaced	Total	Minority Property Enterprises				White Non-Hispanic
		Alaskan Native or American Indian	Asian or Pacific Islander	Black Non-Hispanic	Hispanic	
Number	0	0	0	0	0	0
Cost	0	0	0	0	0	0

Table 11 – Relocation and Real Property Acquisition

CR-20 - Affordable Housing 91.520(b)

Evaluation of the jurisdiction's progress in providing affordable housing, including the number and types of families served, the number of extremely low-income, low-income, moderate-income, and middle-income persons served.

	One-Year Goal	Actual
Number of Homeless households to be provided affordable housing units	0	0
Number of Non-Homeless households to be provided affordable housing units	92	154
Number of Special-Needs households to be provided affordable housing units	0	0
Total	92	154

Table 12 – Number of Households

	One-Year Goal	Actual
Number of households supported through Rental Assistance	0	0
Number of households supported through The Production of New Units	32	0
Number of households supported through Rehab of Existing Units	60	154
Number of households supported through Acquisition of Existing Units	0	0
Total	92	154

Table 13 – Number of Households Supported

Discuss the difference between goals and outcomes and problems encountered in meeting these goals.

Affordable housing is a priority for the City of Burlington and the highest priority as identified on the Consolidated Plan. In Program year 2022 CDBG funds supported 154 households; two homeowners and 152 senior renters were provided with renovation assistance improving the safety and comfort of their affordable homes. HOME funds are supporting several rental housing renovations for affordable housing and the City is in conversation with developers about several rental housing construction projects to support additional affordable housing units, especially for households experiencing

homelessness and among historically marginalized populations.

A pause on construction during the Pandemic, high construction costs, limited opportunities for new construction and development, extensive regulatory requirements, and limited funding through CDBG and HOME have impeded the City’s capacity to meet its goal of affordable housing units for this year.

Overall Burlington has met the affordable housing goals in its Consolidated Plan in the last five-years supporting the development of 12 new permanent supportive housing units, creation of 68 special needs housing units, rehabilitation of more than 100 units for special needs populations, and the building of over 120 new affordable housing units.

Discuss how these outcomes will impact future annual action plans.

The challenges the City has faced in meeting its annual goal of providing affordable housing units have not detracted from the City’s investment in affordable, decent housing for all residents. Burlington has experienced a lack of available housing and rising housing costs in recent years, challenges that were exacerbated by the pandemic. Despite these setbacks, and indications that they are likely to continue, the City maintains its commitment to affordable housing and creative ways to relieve housing pressures and improve affordability. In future action plans the production goals will be altered to better reflect realistic timelines and costs. The City will work in partnership with various stakeholders and the community to determine priorities for the next 5-Year Consolidated Plan, but anticipates continued support and dedication to affordable housing.

Include the number of extremely low-income, low-income, and moderate-income persons served by each activity where information on income by family size is required to determine the eligibility of the activity.

Number of Households Served	CDBG Actual	HOME Actual
Extremely Low-income	83	0
Low-income	19	0
Moderate-income	8	0
Total	110	0

Table 14 – Number of Households Served

Narrative Information

Households at or below moderate income households composed 71% of households served. No households assisted were experiencing homelessness. It is anticipated that future affordable housing projects will benefit individuals experiencing homelessness. The housing units reported in this CAPER meets the affordable housing definition of Section 215.

CR-25 - Homeless and Other Special Needs 91.220(d, e); 91.320(d, e); 91.520(c)
Evaluate the jurisdiction's progress in meeting its specific objectives for reducing and ending homelessness through:

Reaching out to homeless persons (especially unsheltered persons) and assessing their individual needs

The Chittenden County Homeless Alliance (CCHA), a HUD-recognized Continuum of Care, is a partnership of multiple stakeholders that aims to make homelessness rare and brief for persons in Burlington and throughout the county. CCHA partners include persons who have experienced homelessness, the City, nonprofit entities, faith-based organizations, housing developers, government agencies, and the Burlington Housing Authority.

Burlington has been implementing a ten-point action plan that addresses homelessness and recognizes housing as a human right. American Recovery Plan Act funding supported development of an emergency shelter, ongoing operational funding of the daytime warming shelter, strengthening of Coordinated Entry systems, and city-dedicated staff for implementation.

Outreach to Persons Experiencing Homelessness

Outreach to Persons Experiencing Homelessness Burlington has a several specialty service providers that work with individuals experiencing homelessness to address and assess their needs. There is a community outreach and advocacy team, two daytime warming centers, Community Health Centers of Burlington Homeless Healthcare Program, the Salvation Army, veteran's outreach team, school district education liaison and others.

The City and other community partners provide a Community Resource Center where individuals can access warm/cool space and learn about local resources. The Community Health Centers of Burlington Homeless Healthcare Program operates a van from which they provide outreach services including COVID-19 testing and education, counseling, psychiatry and addiction treatment. This mobile clinic operates at shelter sites, emergency housing hotels, and in places where persons experiencing homelessness congregate, ensuring access to vital public health services.

A street outreach team funded by the City of Burlington, the state of Vermont, local businesses, and other private donors provides outreach and referral services individuals, families with children, and youth sleeping on the streets in our downtown area. The City of Burlington's Crisis Advocacy Intervention Program has a team of social workers and community support liaisons who outreach to individuals who are experiencing unsheltered homelessness assisting them by bridging service gaps.

A Local Interagency Team provides consultation and expertise to help resolve difficult situations among community members with complex needs, often persons who are experiencing unsheltered homelessness. The team seeks housing options and community-based services to diminish risk of

criminal justice involvement or hospitalization. Increased outreach services were created to support the large increase in number of people experiencing homelessness as a result of the pandemic and included teams of outreach workers and housing navigators operating in the hotels working within the statewide Emergency Housing initiative.

The Champlain Valley Office of Economic Opportunity (CVOEO) operated a Community Resource Center for individuals experiencing homelessness. The day-time space provided temporary relief from the winter weather and connected individuals experiencing homelessness with additional sheltering services to further prevent the spread of COVID-19. The project continues to operate seven days per week, with staff providing a safe and warm environment with access to hot food and drink, telephone, internet and computer access, and referral to homeless, housing, and other essential service and supports.

The Chittenden County Coordinated Entry System (CES) models a no-wrong-door approach to the greatest extent possible with respect to accessing the CES. This means that service-providers and community partners are engaged throughout Chittenden County to become designated Access Points to the CES, allowing individuals and families experiencing a housing crisis to be directly engaged and linked to the CES wherever they may present requesting assistance. Standardized Housing Needs Assessments are conducted by trained Assessment Partners and Assessment Hubs.

Coordinated Entry Access Points connect persons seeking housing assistance with the CES Assessment Specialist to complete the assessment process by completing the Initial Screening Form with the household and submitting this form to the CES lead agency. 2-1-1 functions as a virtual Access Point for persons who call the hotline requesting housing assistance. 2-1-1 provides full geographic coverage throughout Chittenden County and will connect persons who are experiencing a housing crisis outside of Burlington to the CES. The system matches households experiencing homelessness with eligible services based on vulnerability, sustainability and length of homelessness through a standardized, scored assessment. Each eligible household will be assigned a housing navigator and added to a master list of homeless households which is reviewed on a weekly basis by coordinated entry partners for appropriate housing opportunities. Currently, eligible households include HUD-defined 'literally homeless' and 'imminent risk' households. Coordinated entry is a tool for better identifying the housing need in the community.

Addressing the emergency shelter and transitional housing needs of homeless persons

There are three emergency shelters serving single adults in Burlington the Burlington area: COTS Waystation, ANEW Place and the City's Elmwood Community Emergency Shelter. COTS also operates the Firehouse and Main Street Family Shelters for households with children. Steps to End Domestic Violence (Steps) operates a 21-room emergency shelter serving women and children experiencing homelessness as a result of fleeing domestic violence. Survivors of all genders are also served through the Safe Tonight program in partnership with Economic Services.

Spectrum Youth and Family Services operates a shelter for homeless youth. Participants are offered case management and housing search assistance to facilitate moving out of shelter quickly into transitional or permanent housing. Necessary follow-up support for maintaining housing is also offered.

ANEW Place's Low Barrier Shelter opened at the Champlain Inn in December 2020, operating 24/7 through to July 2021 and transitioning to primarily a nighttime only shelter for the majority of services. There are 24/7 exceptions for medical needs and two ADA accessible rooms. The daytime drop-in center offers support and help with case management tasks during the daytime hours. Census is between 25-40 guests per night.

ANEW Place also operates a longer-term sober shelter in Burlington This program includes our ANEW Step and ANEW Leaf programs where, Guests enter a shared living house and engage in Case Management and Community Supports within the house. Guests also have the opportunity to take part in the ANEW Leaf transitional housing program where they begin active steps toward securing housing and the skills and money needed to maintain that housing. 89 North served 42 individuals during this reporting period, housing 15 Guests on any given night.

Harbor Place, a former Econo-Lodge in nearby Shelburne, VT, operated by Champlain Housing Trust (CHT) provided up to 59 rooms of temporary lodging for guests experiencing homelessness between 7/1/21 and 6/30/22. Those units include single rooms with refrigerators and microwaves, and one- and two-room kitchenette units. Onsite service providers include CVOEO, Steps to End Domestic Violence, Howard Center, Safe Harbor, Turning Point and UVM Home Health for medical respite cases. Case managers are available 40 hours/week. There is a property manager/security onsite 24/7. While the majority of referrals to Harbor Place come from the Economic Services Division of the Vermont Agency of Health Services, there is contract with the UVM Medical Center that guarantees the availability of rooms for people being discharged from the hospital with no home to go to.

The Safe Tonight program, managed by STEPS to End Domestic Violence (and funded in part through CDBG-CV funds) provided emergency shelter assistance for persons fleeing domestic violence. In PY2022 STEPS served 540 adults and children in Chittenden county who were fleeing domestic violence. During the program year 41% of participants (with known exit locations) exited the program to permanent housing. Through the Housing Opportunity Program, administered by the State of VT, 1,315 people for a total of 64,746 bed nights or an average length of stay of 52.3 nights, were served. The shelters were opened 100% of the time and 43% of the clients met with a case manager within 3 days of entering the shelter. There was one seasonal shelters open during this period; 11% of the adults exited to stable permanent or transitional housing and 42% of the youth had safe exits.

The Emergency Solutions Grant Program (ESG) is a source of funding within the work of the Housing Opportunity Program. Part of what ESG focuses on is stabilizing housing for households that were either homeless at the time of requesting assistance (Rapid Re-Housing and Coordinated Entry Housing

Navigation), or were in danger of becoming homeless (Prevention). The ESG program in Chittenden served 1,350 persons in 851 households with homelessness prevention, rapid rehousing, or housing navigation services, and approximately 48% of persons served were literally homeless. Family Supportive Housing (FSH) provided supportive and therapeutic services to families with complex needs from emergency shelter to transitional and permanent housing with leveraged private subsidy assistance.

Helping low-income individuals and families avoid becoming homeless, especially extremely low-income individuals and families and those who are: likely to become homeless after being discharged from publicly funded institutions and systems of care (such as health care facilities, mental health facilities, foster care and other youth facilities, and corrections programs and institutions); and, receiving assistance from public or private agencies that address housing, health, social services, employment, education, or youth needs

There are several agencies that administer programs and provide services to address helping low-income individuals and families avoid becoming homeless; especially extremely low-income individuals and families. Services include back rent assistance, home heating fuel aid, transportation, tenants' rights advocacy and legal representation.

The Chittenden Community Action (CCA) operated by the Champlain Valley Office of Economic Opportunity (CVOEO) worked with multiple households by providing back rent, first month's rent, security deposits or short-term rental subsidies. They also provided Housing Navigation services including advocacy and referral to other support services. In addition to these services CVOEO offers three renter's workshops to support tenants with finding and maintaining housing and financial literacy – courses are available on-demand via their website or in person approximately once a month.

Assistance with utilities and other basic needs for households are provided by programs at CVOEO and the state of Vermont. There are several resources for fuel assistance in colder months and funding was bolstered in recent years by pandemic-era assistance. Assistance with additional utility bills has been made available through energy assistance from Burlington Electric Company and a water resources assistance program.

Homeowners in Burlington received assistance this program year from the Vermont Homeowner Assistance Program (VHAP) which was funded through ARPA monies. VHAP assisted multiple homeowners impacted by the pandemic with past-due mortgages and utilities. Renters were eligible for Vermont Emergency Rental Assistance Plan (VERAP) which assisted Burlington households who were impacted financially by the pandemic. VERAP assisted with rent payments, rent arrearages to a previous landlord, rental arrears for a current unit, and utility payments (including arrearages and current expenses).

Discharge Planning

Youth exiting foster care in Vermont have two primary supports that protect them from being discharged into homelessness as they exit legal custody at age 18: Youth Development Program and Act 74 Youth in Transition Extended Care Program. These programs are in addition to the programming run directly by the Vermont Agency of Human Services -Dept. of Children and Families Services. In this program, a number of youth formerly in foster care are supported with case management and connected to long-term rental assistance with local Housing Authorities, including a VT State Housing Authority Sect. 8 HCV waitlist preference for youth aging out of foster care as part of the HUD Family. There are additional case management opportunities through the Compass Program offering prevention and stabilization supports for youth and their families (PSSYF) that have a DCF history.

Vermont Department of Corrections (VDOC) funds transitional housing programs for individuals re-entering the community from incarceration. VDOC funds three projects in Chittenden County: one with the public housing authority which assists with housing search and retention, including opportunities for participants to access Housing Choice Vouchers; and Pathways Vermont's Housing First program that supports individuals with serious mental health challenges and previous experiences of homelessness.

Persons discharged from a mental health treatment or community bed receive state-funded assistance through programs of the Vermont Department of Mental Health (VDMH). VDMH funds housing subsidies through a long-term Subsidy and Care Program, a Housing Contingency Fund managed by the community mental health agencies, and a Housing Recovery Fund. In addition, state agencies collaborate with the Burlington Housing Authority and other affordable housing agencies to use Section 8 Housing Choice Voucher and federal project-based voucher programs to house people discharged from mental health treatment and community beds. Within Burlington persons with serious mental health challenges are routinely discharged to Howard Center transitional or step-down programs.

There are seven medical respite units in Burlington that are for persons experiencing homelessness or marginally housed. The units offer brief recuperative care for individuals who need a place to stay during preparation for and recovery from a medical procedure. The units are a collaboration between Champlain Housing Trust, The University of Vermont Health Network and Community Health Centers of Burlington. The statewide 10-Year VT Plan to End Homelessness includes a goal to create an accountability system to ensure all institutions do not routinely discharge people into homelessness or a homeless program through a clear state policy and mandate.

Helping homeless persons (especially chronically homeless individuals and families, families with children, veterans and their families, and unaccompanied youth) make the transition to permanent housing and independent living, including shortening the period of time that individuals and families experience homelessness, facilitating access for homeless individuals and families to affordable housing units, and preventing individuals and families who were recently homeless from becoming homeless again

Burlington is committed to the retention of affordable housing units with expiring tax credits. The CoC and its partners are committed to transitioning homeless persons into permanent housing and independent living and shortening the time individuals experience homelessness. Agencies focus on the Housing First approach.

Several agencies and services are available in Burlington to support families with children who experience homelessness. As previously noted there were multiple financial resources to assist families in maintaining their housing (utility assistance, rental assistance, etc.) In addition to financial support the Family Supportive Housing (FSH) program provides intensive home-based service coordination and service management to families who have experienced homelessness and have complex needs.

Beginning January 2018, the Chittenden County Homeless Alliance (CCHA), a HUD Continuum of Care implemented a coordinated entry process to move persons experiencing homelessness into permanent housing. A community-wide prioritization and referral process exists for both CoC-funded and non-CoC housing resources. Using a revised standardized assessment tool, persons are assessed for severity of service needs, vulnerability, and length of time homeless. Through the assessment, homeless households are prioritized and referred to a standing review team that meets weekly to make prioritization decisions based on information gathered and coordinate follow-ups on referrals with housing and service providers as well as prospective program participants. Burlington has utilized a Master List for adults, families, Veterans and youth experiencing homelessness contained in the Homeless Management Information System.

The city of Burlington administered HUD funded Shelter plus Care subsidies this reporting year. In partnership with community health and mental health providers households who previously experienced chronic homelessness were provided permanent supportive housing assistance in scattered-site residences in Chittenden County. Pathways Vermont's Housing First program supports to individuals who are identified by the community as the "most vulnerable" and requiring permanent supportive housing services. Participants have experienced multiple and/or extended episodes of homelessness and institutionalization and struggle with mental health, and/or substance use disorder. Pathways' unique model of service delivery has been proven effective in engaging individuals who are unable or unwilling to work with more traditional resources. The Housing First program allows individuals to immediately access independent housing and supports participants in maintaining tenancy with local landlords. Pathways Vermont served over 50 individuals in Burlington with Permanent Supportive Housing services.

Burlington agencies utilize a range of housing retention programs to assist at risk households in maintaining their housing. These services include various wrap-around support services, a hoarding task force, landlord advocacy, and a Risk Guarantee Fund. Susan's Place, a permanent supportive housing project with 68 apartments owned and operated by Champlain Housing Trust, added an on-site food shelf with personal care items to the residence and partnerships with local service providers continued. The Emergency Solutions Grant Program (ESG) is a source of funding within the work of the Housing Opportunity Program. ESG specifically focuses on stabilizing housing for households that were either

homeless at the time of requesting assistance (Rapid Re-Housing), or were in danger of becoming homeless (Prevention). The ESG program in Chittenden County served 1,350 persons in 851 households with homelessness prevention or rapid rehousing services, and approximately 48% of persons served were literally homeless.

In 2020 the city of Burlington celebrated the end of veteran homelessness after achieving federal benchmarks that demonstrated the experience of homelessness for veterans in Burlington was rare and brief. Veteran households experiencing homelessness are eligible for Supportive Services for Veteran Families rapid rehousing support that ensures that veterans' experiences of homelessness are resolved quickly and/or prevented altogether.

Spectrum Youth and Family Services provide a variety of services to unaccompanied youth who are experiencing homelessness. Spectrum operates a warming shelter, transitional housing, a drop-in center, supportive housing, counseling and health services, mentoring and other supports. Spectrum participates in a state-wide network of providers supporting youth experiencing homelessness and the Chittenden Homeless Alliance.

Retention/Rapid Re-housing Outcomes Pathways served 99 individuals in Burlington and the surrounding area in Rapid Rehousing projects in this program year. Services were funded through HUD, Supportive Services for Veteran Families, CARES and ERAP and CARES. Pathways' Rapid Rehousing projects support households experiencing homelessness or at imminent risk of homelessness to access affordable, scatter-site permanent housing as quickly as possible. The Pathways team also assists participants to maintain or gain employment, connect with needed services, access childcare, ensure children are enrolled in school and overcome any other barriers to maintaining housing.

CR-30 - Public Housing 91.220(h); 91.320(j)

Actions taken to address the needs of public housing

Burlington Housing Authority has successfully converted all of its housing properties to the HUD Rental Assistance Demonstration (RAD) program. BHA was the first Housing Authority in New England to convert all Public Housing Properties to RAD.

Actions taken to encourage public housing residents to become more involved in management and participate in homeownership

With RAD conversions complete as of the close of calendar year 2015, there were no more public housing apartments in the agency's portfolio. Nevertheless BHA social services department continued to support the Resident Advisory Board meetings and worked to sponsor a number of health and wellness events both on-site and off-site. Tenant organizational initiatives at LIHTC properties were also supported by BHA staff.

Actions taken to provide assistance to troubled PHAs

The Burlington Housing Authority is designated as a High Performer and currently does not require or receive financial assistance for its housing developments from the City of Burlington.

CR-35 - Other Actions 91.220(j)-(k); 91.320(i)-(j)

Actions taken to remove or ameliorate the negative effects of public policies that serve as barriers to affordable housing such as land use controls, tax policies affecting land, zoning ordinances, building codes, fees and charges, growth limitations, and policies affecting the return on residential investment. 91.220 (j); 91.320 (i)

Since the adoption of Burlington's Housing Action Plan in October 2015, the Mayor's Office, City departments, various boards and commissions, and the City Council have been working to implement all 22 strategies contained in the Plan and significant progress has been made.

Recent progress includes the finalization of planBTV South End and the Neighborhood Project Toolkit, an update to the City's Inclusionary Zoning (IZ) Ordinance, updated standards for energy efficiency in rental housing, making it easier for people to build Accessory Dwelling Units (ADUs), implementing new regulations for short-term rentals and reforming requirements for building new parking in new residential developments in downtown.

In December 2019, the City Council approved a charter change to double the rate of funding for the Housing Trust Fund from half-cent to one cent per hundred dollars of assessed property value. ADU improvements include a streamlined permitting process to provide predictability in cost and timeline; eliminating the parking requirement and increasing the maximum ADU size.

The city passed a minimum housing standards ordinance around energy efficiency for rental properties and a short-term rental proposal that aims to reduce impacts on long-term housing availability and neighborhoods. The short-term-rental ordinance disallows short term rentals that use a whole home, apartment, or condo, only allowing for short term rentals within a portion of a tenant occupied unit. Short-term rental fees generate \$60,000 a month for Burlington's Housing Trust Fund.

A new Neighborhood Activity Center in the north end of Burlington will produce a total of 950 residential units. The project has a phased, multi-year approach with almost half the units complete to date including 126 perpetually affordable inclusionary zoning (IZ) units. Upon completion there will be 238 IZ units in the complex.

Student Housing

Burlington's colleges have more than 15,000 students a high proportion of the City's total population. Addressing student housing needs and limited housing stock has been a City priority. Around 600 units of student housing have been constructed in the recent past and the City and colleges are working towards an additional 1100 undergraduate student housing beds in the next five years.

Regulatory Barriers

With the view to simplifying and improving the City's permitting system, following a public vote and

legislative approvals, components of three departments were merged into a 'one-stop shop' known as the Permitting & Inspections Department (DPI). The DPI, whose main responsibility is to administer and enforce Burlington Minimum Housing Ordinance, opened in January 2020. It now has all of the functions of permitting and zoning, building inspections and code enforcement - in one location, making it easier for residents to pursue their plans and needs for their homes and businesses. A comprehensive review of residential zoning and building fees is expected to be undertaken by the new DPI in the next few years.

As noted before, in February 2020, the City Council unanimously adopted zoning reforms for ADUs. These reforms included the elimination of ADU parking requirements, an increase in the maximum ADU size and additional lot coverage. The goal is to make it easier for people to construct this housing type, which offers more flexibility for families to age in place, offset housing costs for homeowners and create additional neighborhood-scale housing options throughout the City. In July 2023 the City was awarded a \$22 million RAISE infrastructure grant that will be utilized to rebuild streets through the site of a former mall and revitalize eight existing City blocks in downtown and by the waterfront.

Actions taken to address obstacles to meeting underserved needs. 91.220(k); 91.320(j)

The greatest obstacle to meeting underserved needs is insufficient resources. Fortunately, the federal COVID response packages, such as American Recovery Plan Act (ARPA) provided significant and needed assistance to Burlington to help respond to the pandemic and begin recovery efforts, these aid packages form part of a patch work of private and public resources, including funds such as CDBG and HOME, to meet the most critical unmet needs. In addition to recovering from the economic losses sustained over the pandemic, the City needs to also look forward to the future to foster continued growth and economic opportunities.

Persons Experiencing Homelessness

The City's ongoing focus on creating and preserving affordable housing and a strengthened Housing First Strategy saw a continued decline in the population of people experiencing homelessness in Burlington and surrounding cities 2010-2020. This decline was abruptly reversed by the pandemic and the 2021 Point in Time count reported an increase of 300%. The Chittenden County Homeless Alliance (CCHA) continues to implement a coordinated entry system to streamline access to housing supports and resources and better identify housing needs of the homeless population. The CCHA supported a coordinated response to pandemic impacts, with regular pandemic response focused meetings among members. The statewide Emergency Housing Initiative provided emergency hotel based accommodation for the duration of this report period.

The City supported ANEW Place in the operation and purchase of the Champlain Inn, a new year round low barrier shelter option, providing up to 50 beds per night. The City funded the Elmwood Community Emergency Shelter a low barrier shelter community site composed of 30 modular shelter structures with capacity for 35 individuals a night. The CCHA membership continues to coordinate on the development

of affordable housing opportunities and related pandemic recovery funding. The City supported coordination efforts with partners serving the community experiencing homelessness to support pandemic response. Efforts included shelter in hotels, de-concentration of congregate shelter, and mobile testing and vaccination clinics to provide healthcare where people reside and gather. The City also supported a year round Community Resource Center, with community partners, to ensure that those experiencing homelessness or marginally housed had access to daytime warming or cooling when many usual venues for daytime shelter were closed or providing restricted services.

Racial Equity, Inclusion and Belonging

The City, through the Community and Economic Development Office (CEDO), its division of Opportunity and Engagement, and the Department of Racial Equity, Inclusion and Belonging (REIB) continues to build and maintain relationships with community constituents through public outreach strategies and systematic program partnerships. In this program year the City's Trusted Community Voices program and a pandemic Resource and Recovery Center, both worked to understand and serve community needs and provide an equitable pandemic response and recovery.

The Office of REIB aims to ensure that race and other demographic factors or identities do not negatively influence outcomes within our City. REIB is leading the City in policy and internal assessments related to the City's declaration of racism as a public health emergency. A new director joined REIB in this reporting period and the department has been recruiting additional team members and working to build capacity. During the pandemic REIB focused on supporting community members who were especially challenged and those whose experiences of marginalization were exacerbated. The team supported the City in efforts to ensure pandemic recovery was as inclusive and widespread as possible and they continue to participate in various initiatives related to equity and addressing disparities in Burlington. REIB staff and others in the city are engaged in conversations and research to determine improvements to home ownership and access to persons of color, especially Black Burlington residents who are less likely to own a home in the City as their white counterparts and experience homelessness at a rate significantly higher as well.

The REIB addressed needs of historically marginalized communities by organizing and sponsoring culturally inclusive events and organizations such as Juneteenth, MLK Day, the Black Experience Black History Month, Richard Kemp Center Back to School program, VT New American Advisory Committee and Congolese Association. These initiatives created access to City resources, participation, fostered cultural unity, and a sense of belonging allowing visibility and voice. In December 2022 the City hosted a public meeting about an art project called, Embrace and Belonging, that will be a new monument for the community. REIB commissioned the monument; it is the first permanent monument to create awareness of Radical Belonging: moving past just tolerating to truly integrating, to find bridges and greater good with our neighbors. The monument will also create ownership, belonging, and acknowledgment of the history that our outdoor system has played in racial injustice to communities that have been historically removed and harmed. This monument welcomes all to fully enjoy open spaces without fear. The Embrace and Belonging Monument will be installed in spring 2024. The City's

REIB Department is leading the City in policy and internal assessments related to the City's declaration of racism as a public health emergency.

A new Director joined the team in this reporting period and the department has been working to recruit additional team members and build capacity in recent months. During the pandemic REIB focused on supporting community members who were especially challenged and/or whose experiences of marginalization were exacerbated. The team supported the City in efforts to ensure pandemic recovery was as inclusive and widespread as possible and they continue to participate in various initiatives related to equity and addressing disparities in Burlington. REIB staff and others in the city are engaged in conversations and research to determine improvements to home ownership and access to persons of color, especially Black Burlington residents who experience homelessness at a rate significantly higher than their white counterparts and are also less likely to own a home in the City.

Youth and Interns

The City values and is invested in youth engagement and participation and recognizes youth are valuable community members and the City's next generation of leaders. CEDO leads Burlington's chapter of My Brother's Keeper (MBK), a national initiative. MBK Burlington is focused on supporting youth graduating from high school with college attendance and career attainment. MBK Burlington also seeks to ensure that youth are provided second chances and opportunities to thrive. This year the My Brothers/Sisters Keeper program served 24 Burlington High School students. MBK/MSK Affinity Program is a weekly group for BIPOC students. Students join together and discuss personal and social development, addressing issues of identity, school climate, equity, racism and leadership. The program provides support, incentives, and awareness around academic achievement, civic engagement and internships/jobs. In partnership with Channel 17 Town Meeting TV, CEDO MBK/MSK expanded community career internships for BIPOC high school students into media and production. CEDO MBK placed six interns to learn about media production, literacy and professional skills, engage directly with their community, and expand their civic involvement. The City Hall Internship program has hosted 241 intern participants since the program's creation nine years ago. The program eliminates barriers for low income and BIPOC youth to gain career access experience success in an internship by providing entry-level opportunities an equity strategy that closes education and career opportunity gaps.

Actions taken to reduce lead-based paint hazards. 91.220(k); 91.320(j)

In January 2021, the City of Burlington's Lead Program received \$3,093,992.45 in lead hazard control funds to reduce lead-based paint hazards in homes and \$530,000 in healthy homes supplemental funding to improve indoor air quality and reduce health hazards found in homes such as asbestos, tripping and egress. The Burlington Lead Program anticipates reducing lead hazards in 110 units, other health hazards in 90 units and testing for lead-based paint hazards in 145 units by July, 2024. The goal of the Burlington Lead Program is to reduce lead-based paint hazards in eligible homes to reduce childhood lead poisoning and improve the overall health of young children and their families.

Accomplishments during the reporting period of July 1, 2022 - June 30, 2023 include the following:

- Completed testing for Lead-Based Paint hazards in 79 housing units 5 owner occupied units and 74 rental units
- Performed Lead Hazard Control activities in 31 rental housing units and 2 owner occupied units
- Performed Healthy Home interventions in 16 rental housing units
- Trained 20 individuals on the EPA Renovate, Repair and Painting (RRP) Rule
- Trained 18 individuals to be lead-based paint abatement worker and supervisors
- Conducted 4 Outreach and Education events that reached over 290 individuals
- Utilized in excess of \$905,134 for the administration, implementation and completion of Lead Hazard Control work and Healthy Home activities

Actions taken to reduce the number of poverty-level families. 91.220(k); 91.320(j)

All activities funded through the City's CDBG and HOME programs are directed at reducing the number of people experiencing financial poverty, preventing financial poverty and assisting persons with limited financial means to meet their basic needs.

Poverty is a regional, national, and generational issue exacerbated by social injustices and racism. The percentage of Burlington residents experiencing financial poverty exceeds national, state and county rates. Almost one in four Burlington residents experiences financial poverty and in Census Tract 5 more than half of residents experienced financial poverty. The City invests almost all CDBG and HOME funds to persons with limited financial resources. Projects support financial solvency and growth; projects have provided: childcare for working parents that also promote early childhood development, affordable housing options, income tax assistance, assistance with job training and construction certifications, and small business development assistance.

In 2015 the City launched My Brother's Keeper Initiative, a concerted effort to bridge opportunity gaps for both BIPOC and low-income youth. In 2022, the City moved towards a national MBK certification, demonstrating the City's commitment to the MBK program and shared objectives of guiding youth towards educational accomplishments and career triumphs. In the present year, the My Brothers/Sisters Keeper program supported 24 bright Burlington High School students. At the heart of this expansion lies the MBK/MSK Affinity Program, a weekly gathering that forms a tightly knit community for BIPOC students. Within these sessions students experience personal and social growth, engaging in conversations related to identity, school climate, equity, racism, and the essence of leadership. The MBK/MSK program serves as crossroads for academic accomplishment, civic involvement, and internships and employment, all contributing to the holistic development of participating young people.

In direct response to community needs during the pandemic the City established the Trusted Community Voices (TCV) program and a dedicated Resource and Recovery Center. These instrumental endeavors were meticulously designed to extend crucial health and resource information to a diverse array of language communities across the City, ensuring inclusivity and accessibility. The City joined the

Association of Africans Living in Vermont (AALV), Inc. to orchestrate a back-to-school supplies event tailored for local immigrant and refugee communities. Taking place on Sunday, September 19, 2022, at the AALV headquarters, this initiative marked the second year of this partnership. Fifty-five children collected a backpack with school supplies at the event and an additional 20 backpacks loaded with supplies were dispatched to children who couldn't attend the event in person.

Community Justice Center Activities

The Burlington Community Justice Center (BCJC) provides a community-based response to crime and conflict utilizing the principles of restorative justice to help repair the harm that crime and conflict causes to victims, the community, and offenders. Its role is to work with and along-side its partners in the criminal justice system accomplishing the following this past year:

Continued into the fourth year of a contract with the Court Diversion and Pretrial Services programs, allowing BCJC to serve:

- 278 people in the Youth Substance Awareness and Safety Program, for underage drinking or marijuana possession, helping them understand the impacts of using substances on themselves and others, and lowering the risk of future use, while connecting those identified as high-risk levels to professional substance use clinicians.
- 68 people in our Tamarack Program, diverting people whose crimes are connected to substance abuse or mental health issues from the court system and rapidly referring them to treatment.
- 307 people in our Court Diversion restorative circles and panels, diverting them from the court system and working to address and repair the harm they caused.
- Over 300 people in our Pretrial Services program which assists adults with substance use or mental health treatment needs who are going through the court process and awaiting final case resolution.
- Contacted 1646 individual crime victims and opened 376 cases to offer assistance and support through Parallel Justice.
- Supported 18 individuals as they reentered the community after incarceration, through a variety of reentry services.
- Received 176 new referrals to our Restorative Justice panels, including pre-charge, and reparative referrals.
- Volunteers contributed over 979 hours of time, equating to roughly \$27,940 of in-kind donations (using the value of \$28.54 per hour).

Actions taken to develop institutional structure. 91.220(k); 91.320(j)

Burlington has worked to develop and sustain institutional structure through coordination, empowerment and communication among the public, private and nonprofit sectors and there is overall strong local coordination of services. Prominent coordination efforts include the CoC - the Chittenden

County Homeless Alliance (CCHA), where nonprofits, local and state government, and private partners collaborate to create coordinated systems that improve outcomes.

The COVID-19 pandemic saw increased coordination with the formation of statewide and local coordination bodies for homeless and shelter response, where Vermont piloted the Infection Control Inventory and Planning Tool for the CDC. The City of Burlington, through its COVID Resource and Recovery Center, convened a COVID Response Group for those providing services for seniors, recognizing the needs and vulnerability of this group during the pandemic.

For housing needs the City has collaborated with various stakeholders to address the lack of affordable housing in the City. Partnerships include work with local colleges and the university to support the creation of student housing and assess the impact of student rentals on the local housing market. The City's Housing Trust has a robust housing portfolio and is supported by the City to maintain existing buildings and develop additional housing opportunities.

The City applied for a RAISE grant (awarded in project year 2023) that will be utilized to rebuild streets through the site of a former mall and revitalize eight existing City blocks in downtown and by the waterfront.

The City's Office of Racial Equity, Inclusion, and Belonging (REIB) is responsible for leading all City departments in creating sustainable priorities and opportunities to advance the City's shared equity goals. The REIB provides strategic guidance, training, technical assistance, and support to municipal departments and community stakeholders to address structural racism. January 2022 under a new Director, the REIB started a re-organization of positions and programming with the goal to hire a full team in November. Re-organization consisted in updating the Racial Equity Strategic Roadmap work under a Public Health lens viewing racism as a public health emergency. Domains of work shifted from Economy, Health, Housing, Education, and Justice to Economy, Health, Physical Environment, Social and Human Development, and Community and Belonging. This model guides evidence-based implementation of initiatives, policies, practices, and programs.

With the legalization of cannabis in August 2022, the REIB helped lead the recommendation to the City Council to create a Local Cannabis Control Board (CCB) within Burlington's municipal liquor Local Control Commission. REIB, continues to be involved in the Local Option Tax, a new tax revenue from cannabis sales to support Black and Brown Burlingtonians with economic development and to create restorative programming to those harmed and criminalized. In technical support, the department provided technical assistance in training to the Burlington Police Department resulting in work relevant resources and trainings for these municipal employees.

The COVID-19 Resource and Recovery Center (RRC) provided frontline assistance and support on a wide range of issues to Burlington residents in need of help during the COVID-19 pandemic. The RRC ensured Burlington residents had access to critical resources like health guidance, food, and shelter. Additionally, the RRC has helped Burlington residents experiencing homelessness with temporary shelter, assisted

laid-off workers with unemployment insurance applications, worked with local small businesses to navigate insurance claims for federal and state resources, and coordinated the dissemination of health and other resource guidance multiple languages to community members in a non-English language.

As the Covid-19 pandemic receded, efforts were made to ramp up the implementation of Burlington Language Access Policy, unanimously passed by the City Council on November 9, 2020. Over the past year the City has provided translation and interpretation services through third party vendors to an ever increasing number of queries from internal city departments. The City developed a Language Access training module which is accessible to all state employees. The Language Access training module is intended to ensure that city employees have a basic understanding of their ethical and legal obligations, current best practices and City-provided resources in serving limited English proficient and non-English speaking individuals.

In April 2020, in seeking to enhance its equity and inclusion efforts, the City of Burlington launched the Trusted Community Voices (TCVs) program aimed at expanding outreach to Burlington's immigrant and refugee populations. During the COVID-19 pandemic, the TCVs played a central role in getting public health and safety information, and protective equipment out to Burlington's immigrant and refugee communities. Since then, in addition to continuing with their core mission of serving as an effective link between City/CEDO and their communities to foster more effective, engaging and supportive relationships and to better connect them to information on city services and programs, work continued over the past year, to build the capacity of the TCVs on a host of pertinent topics e.g. affordable housing, public safety, climate change and workforce development - to fill capacity gaps, in order that they, in turn, might better serve their communities.

The City of Burlington recognized the need to improve institutional structure and responded in increasing the staffing of the Department of Racial Equity, Inclusion and Belonging. The Department is focused on promoting racial equity and inclusion throughout the City of Burlington both internally and externally through engagement, facilitation, education, and systemic change. Towards this effort, the department has completed the development of the Racial Equity Strategic Roadmap and worked to produce an implementation model for the plan rooted in data and community engagement. The department provided training to the Burlington Police Department, hosted Black Experience 2023 a holistic celebration of Vermont's Black lived experience, a city-wide Juneteenth celebration and Embrace and Belonging a large monument symbolizing belonging and equity in the past, present and future.

Support Engagement

The City continues to host and support engagement, education and training for equity and inclusion. City employees support the My Brother's/Sister's Keeper program ensuring that Burlington's BIPOC high school students have a space to connect, grow and learn about work opportunities. Implementation of the MBK/MSK program has developed from partnerships with City agencies, nonprofits and most importantly the school district. MBK partnership programming will continue to focus on closing the opportunity gaps. CEDO's Community Justice Center (CJC) has long partnered with the Burlington School

District to develop restorative practices across the district. This work has developed from the skill set held by the CJC from its community restorative justice work and as a result of the recognition of the disproportionately high rates of discipline and suspension that our BIPOC youth were experiencing.

Actions taken to enhance coordination between public and private housing and social service agencies. 91.220(k); 91.320(j)

The City is utilizing collective impact and other best practices to enhance coordination between public and private housing and social service agencies. Coordination begins with a focus on assembling the right people or agencies at the table, clearly defining roles and responsibilities, sharing a common mission and developing good communication.

Successful collaborations in the past year include coordinated efforts among the City, private and public housing and social service agencies to address homelessness. The City is the Collaborative Applicant for VT 501 Continuum of Care and an active participant in the Chittenden County Homeless Alliance. The Alliance has strong participation from a wide variety of stakeholders, is adhering to Built for Zero tools and principles, is engaged in ending homelessness with Coordinated Entry and has made progress this year on finalizing its By Name List (a list that identifies all individuals experiencing homelessness within the City).

A group of agencies including United Way of Northwest Vermont City employees from the Community Economic Development Office and the Police Department, the Agency of Human Services, University of Vermont Medical Center, Vermont Department of Health, and others are part of a collective impact project regarding the opioid addiction crisis impacting our area.

An ongoing collaboration between UVM Medical Center, Champlain Housing Trust and the Community Health Centers of Burlington Homeless Healthcare Program, is the medical respite program for persons experiencing homelessness or marginally housed individuals at Bonvouloir Apartments. The seven medical respite units at Bonvouloir offer brief recuperative care for individuals who need a place to stay during preparation for and recovery from a medical procedure, who are discharging from the hospital, or as a way to avoid hospitalization. Bonvouloir receives referrals from the hospital and community. The City and representatives of the University of Vermont, Champlain College, and University of Vermont Medical Center have met with constituents, nonprofit representatives and land owners to address shared challenges.

Identify actions taken to overcome the effects of any impediments identified in the jurisdictions analysis of impediments to fair housing choice. 91.520(a)

In 2017 the City of Burlington, in partnership with the Burlington Housing Authority and Winooski Housing Authority, completed an Assessment of Fair Housing for the jurisdiction. That assessment identified eight primary goals to address fair housing issues and their contributing factors. The Fair Housing Issues include: Segregation/Integration, Disparities in Access to Opportunity, Disproportionate Housing Needs, Publicly Supported Housing, Disability and Access Issues, and Fair Housing Enforcement,

Outreach Capacity and Resources. There are no Racial and Ethnic Concentrations of Poverty within the Jurisdiction or Region.

There are several groups, in addition to the City, who are committed to reviewing the progress of the Fair Housing goals. Vermont Legal Aid's (VLA's) Housing Discrimination Law Project, , and Champlain Valley's Office of Economic Opportunity's Fair Housing Project, have engaged in activities that directly address the identified Fair Housing issues during the reporting period.

See attachment 2 Fair Housing Goals for additional information.

VLA undertakes numerous activities to combat discriminatory housing practices by housing professionals including: legal advice to people who have been discriminated against; conducting investigations of fair housing violations, including conducting testing; providing legal counsel about fair housing rights to complainants; and reviewing advertisements and responding to the poster, advising them of FH law. VLA's testing and report of findings has affirmatively furthered fair housing by detecting violations and making them known. VLA also monitors and responds to discriminatory advertisements for housing informing the poster that the advertisement is discriminatory and requesting that they change the language of the advertisement. VLA represents persons who experience housing discrimination in state and federal courts and before the Vermont Human Rights Commission, as well as in pre-filing negotiation. Additionally, VLA represents people with disabilities annually on a range of fair housing issues including requesting a reasonable modification or reasonable accommodation to legal actions. VLA also routinely testifies in public comments to municipalities, boards, housing policy makers, and commissions about the impact on fair housing of various policy choices made by officials responsible for planning and zoning, housing and community development, and for siting of housing and shelters for people with mental health disabilities and homeless people.

CR-40 - Monitoring 91.220 and 91.230

Describe the standards and procedures used to monitor activities carried out in furtherance of the plan and used to ensure long-term compliance with requirements of the programs involved, including minority business outreach and the comprehensive planning requirements

Evaluation of Action Plan objectives for reducing and ending homelessness:

The Chittenden County Homeless Alliance (CCHA) members provided outreach to households staying in hotels, shelter, and unsheltered locations. The number of people in Emergency Housing Initiative hotels (EHIH) dropped from 450 adults in 2022 to 196 persons at the end of June. Outreach to persons in EHIH is ongoing.

Supportive housing services were provided to persons who had experienced homelessness (including 90+ persons who had experienced chronic homelessness) by several community providers and hundreds of families fleeing experiences of domestic violence were supported with housing and services. These services were funded through CDBG-CV and other funding sources.

Utilization of the HMIS system is high among outreach providers and individual households are tracked in the Coordinated Entry System.

The year-round Warming Shelter was in operation throughout this reporting period.

Chittenden agencies receive funding from Vermont's Office of Economic Opportunity to provide housing navigation services to persons experiencing homelessness.

As the collaborative applicant for the Chittenden county Continuum of Care the City of Burlington works in partnership with CCHA organizations to ensure the specific objectives of addressing homelessness are addressed. Monitoring activities are carried out by city staff who collaborate with community partners to ensure long-term compliance with requirements of the programs, including minority business outreach and comprehensive planning requirements.

CEDO has developed a web-based registry of self-certified Disadvantaged Business Enterprises (DBE) and does outreach to local businesses to make them aware that the registry can help them access contracting opportunities. This registry, together with the state's online DBE registry, is available to City departments and to subrecipients for their procurement processes. Periodically CEDO publishes a public notice soliciting Minority Business Enterprises (MBE), DBE, and Section 3 contractors for inclusion on the online registry. Further, CEDO's Housing Division works closely with the Economic Development team to reach out to known MBE, DBE, and Section 3 contractors to include on the list. Finally, HOME recipients are required in the written agreements to prioritize utilization of MBE and/or DBE contractors, using the CEDO and State of Vermont registries.

Citizen Participation Plan 91.105(d); 91.115(d)

Describe the efforts to provide citizens with reasonable notice and an opportunity to comment on performance reports.

Please see text box below. Print and online notification provided for 15 days of feedback and public hearing was held as well.

No written comment was received. During the public hearing members of the public and city council members acknowledged project accomplishments and thanked participating parties for their efforts.

Citizen notification and opportunity to comment on performance reports

The City of Burlington is committed to citizen participation and feedback. Notification of the public comment period and public hearing was published in print and online in one of Vermont's top-ranking news resources, Seven Days, on 8/30/23, on the City's Community and Economic Development Office's (CEDO) social media accounts, CEDO's Community Development Block Grant (CDBG) listserv, and the mailing list for the Chittenden County Homeless Alliance (CCHA). The public comment period for the CAPER starts September 8, 2023 and ends September 22, 2023 for a total of 15 days. CEDO held a public hearing regarding the CAPER and presented on outcomes during the Community Development and Neighborhood Revitalization Committee (CDNR) meeting on September 19, 2023. Comments and questions are noted below. Comments were accepted at the Public Hearing, in-person at the CEDO office, via an online link, and via email through September 22, 2023. The CAPER was included as a communication to the Burlington City Council on September 19, 2023.

Act250Essex@vermont.gov. Findings of Fact and Conclusions of Law may not be prepared unless the Commission holds a public hearing.

For more information contact Stephanie H. Monaghan at the address or telephone number below.

Dated this August 22, 2023.

By: /s/ Stephanie H. Monaghan
District Coordinator
111 West Street
Essex Junction, VT 05452
802-261-1944
stephanie.monaghan@vermont.gov

CITY OF BURLINGTON

In the Year Two thousand Twenty-three
A Regulation in Relation to Rules and Regulations of the Traffic Commission—Section 29 Special parking
Sponsor(s): Public Works Commission
Action: Approved
Date: 12/15/2021
Attestation of Adoption:

Phillip Peterson, PE
Public Works Engineer, Technical Services
Published: 08/30/23
Effective: 09/20/23

It is hereby Ordained by the Public Works Commission of the City of Burlington as follows:

at Appendix C, Rule and Regulations of the Traffic

Heather L. Wark, 145 Vernon Street, Northampton, MA 01060 hwark@comcast.net (413) 237-4933

Name of Publication: Seven Days
Publication Date: 8/30/2023

Name of Probate Court: State of Vermont - Chittenden Probate Division
Address of Probate Court: 175 Main Street PO Box 511, Burlington, VT 05402

STATE OF VERMONT SUPERIOR COURT PROBATE DIVISION CHITTENDEN UNIT DOCKET NO.: 23-PR-04726

In re ESTATE of Donald Groll

NOTICE TO CREDITORS

To the creditors of: Donald Groll, late of Shelburne, Vermont

I have been appointed to administer this estate. All creditors having claims against the decedent or the estate must present their claims in writing within four (4) months of the date of the first publication of this notice. The claim must be presented to me at the address listed below with a copy sent to the Court. The claim may be barred forever if it is not presented within the four (4) month period.

Dated: August 24, 2023
Signature of Fiduciary: /s/ Jennifer L. Wagner

Executor/Administrator: Jennifer L. Wagner,
Wagner Law 62 Court Street

The City of Burlington will not tolerate unlawful harassment or discrimination on the basis of political or religious affiliation, race, color, national origin, place of birth, ancestry, age, sex, sexual orientation, gender identity, marital status, veteran status, disability, HIV positive status, crime victim status or genetic information. The City is also committed to providing proper access to services, facilities, and employment opportunities. For accessibility information or alternative formats, please contact Human Resources Department at (802) 540-2505.

The programs and services of the City of Burlington are accessible to people with disabilities. Individuals who require special arrangements to participate are encouraged to contact the Zoning Division at least 72 hours in advance so that proper accommodations can be arranged. For information call 865-7188 (TTY users: 865-7142).

PUBLIC HEARING NOTICE - CITY OF BURLINGTON ANNUAL REPORT TO HUD

The City of Burlington is submitting its Consolidated Annual Performance and Evaluation Report on the expenditure of Community Development Block Grant and HOME Investment Partnership Act funds for the program year ending June 30, 2023 to the U.S. Department of Housing & Urban Development (HUD).

A draft report will be available on September 8, 2023, at the Community & Economic Development Office (CEDO), 149 Church Street, Room 32, City Hall, Burlington, and online at www.burlingtonvt.gov/cedo. The public is encouraged to review the Report and to comment through September 23, 2023. A Public Hearing on the Report will be held online, via Zoom at the Community Development and Neighborhood Revitalization (CDNR) Committee meeting on Tuesday, September 15th, 2023, at 5:00 p.m. More information on how to access the meeting can be found online at www.burlingtonvt.gov/CityCouncil/CDNRNeighborhoodRevitalizationCommittee or by contacting ccurtis@burlingtonvt.gov. Comments will be heard at the Hearing on the Report and on housing and community development needs. Written comments can also be submitted directly to the Community & Economic Development Office at the above address or by e-mail to rlawrencomez@burlingtonvt.gov.

preliminary approval for a two-lot subdivision located at 854 Kenyon Road. Lot 1 will be 38.06 acres and will contain the preexisting gravel pit. Lot 2 will be 1.54 acres and will be improved with a new office building.

STORAGE AUCTION

Unit of personal property will be auctioned on Saturday, September 9, 2023, at 10:00 Unit # 25 at Milton Ministorage, Chrismily Lane, Milton.

For more information 802-893-7952 Leslie Rowley

PUBLIC INFORMATION MEETING

Winooski, VT - The Vermont Agency of Transportation (AOT) invites you to attend a Public Information Meeting for the projects listed below that will be held on Tuesday, September 19, 2023, beginning at 6:00 PM at the O'Brien Community Center, located at 32 Malletts Bay Avenue, Winooski, VT. The meeting will be held by VTrans along with the City of Winooski and City of Burlington.

The meeting will be accessible for remote attendance. A remote access link will be posted on the project website the morning of September 19, 2023. The website can be accessed here: www.burlingtonwinooski.vttransprojects.vermont.gov

Projects:
Burlington-Winooski Bridge BF RAIZ(2) Routes 2 and 7 (Main Street in Winooski and Riverside Avenue in Burlington) over the Winooski River

Burlington STP 5000(29) improvements to the intersections of Riverside Avenue/Colchester Avenue/Barrett Steet and Colchester Avenue/Mill Street

The overall project will include replacing the 95-year-old bridge with a new bridge that will feature wider travel lanes and dedicated bicycle and pedestrian paths on both sides of the bridge. In addition, intersections immediately south of the bridge, involving Riverside Avenue, Colchester Avenue, Barrett Street, and Mill Street, will also be improved. The intersection improvements will generally consist of roadway reconstruction,



nest obsessed?

Find, fix and feather with **Nest Notes** — an e-newsletter filled with home design, Vermont real estate tips and DIY decorating inspirations.

Sign up today at sevendaysvt.com/enews.


SPONSORED BY
MARVIN
DESIGN GALLERY
By Winooski & Dools By Etowah

Citizen notification and opportunity to comment on performance reports



Community & Economic Development Office

- COVID-19 Resource and Recovery Center: A Project of CEDO
- Community & Economic Development Office**
- CEDO Staff Directory
- Strategic Plan 2019
- All Legal Resident Voting
- Burlington Lead Program
- Business Resources & Development
- Capital Projects and Financing
- CDBG
- Community Justice Center
- Community Engagement, Neighborhoods, and Workforce Development
- Housing
- Information for New Residents
- Neighborhood Planning Assemblies
- Initiatives to End Homelessness
- Language Access Policy



Welcome to the City of Burlington's Community & Economic Development Office (CEDO), where our mission is engaging our community to build a vibrant, healthy, and equitable City.

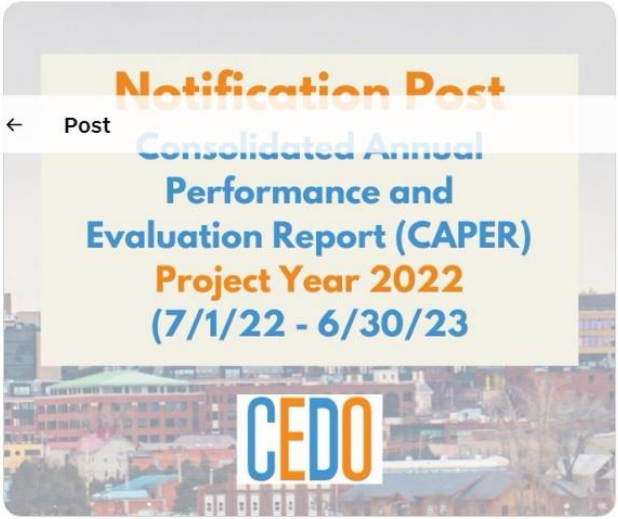
Public Hearing Notices:

City of Burlington Annual Report to HUD

Citizen notification - website



Notification of the posting of CEDO's annual Consolidated Annual Performance and Evaluation Report (CAPER) for project year 2022 (7/1/22 - 6/30/23).



3:20 PM · Sep 12, 2023 · 73 Views



Citizen notification - Twitter

Instagram



cec

382

CED

Gove
City
cool
li



Citizen notification - Instagram

Community and Economic Development Office (CEDO)

Page · Government organization

149 Church St, Burlington, VT, United States, Vermont

(802) 865-7144

cedofrontdesk@gmail.com

cedobtv

burlingtonvt.gov/CEDO

Open now

Not yet rated (4 Reviews)

Photos See all photos

We're hiring. Housing Program Manager

We're hiring. Adult Ecotourism Services Coordinator

We're hiring. Local Program Specialist

We're hiring. Housing Programs Specialist

Notification of the posting of CEDO's annual Consolidated Annual Performance and Evaluation Report (CAPER) for project year 2022 (7/1/22 - 6/30/23). We invite you to join us at a public hearing on the report which will be held online, via Zoom at the Community Development and Neighborhood Revitalization (CDNR) Committee meeting on Tuesday, September 19th at 5:00 p.m.

Access to the report is available online at <https://www.burlingtonvt.gov/CEDO/2022-CAPER>. The report is a... See more

Notification Post
Consolidated Annual Performance and Evaluation Report (CAPER)
Project Year 2022
(7/1/22 - 6/30/23)

CEDO

Connect with Community and Economic Development Office (CEDO) on Facebook

Citizen notification - Facebook

CR-45 - CDBG 91.520(c)

Specify the nature of, and reasons for, any changes in the jurisdiction's program objectives and indications of how the jurisdiction would change its programs as a result of its experiences.

There were no changes in the jurisdiction's objectives

Does this Jurisdiction have any open Brownfields Economic Development Initiative (BEDI) grants?

No

[BEDI grantees] Describe accomplishments and program outcomes during the last year.

CR-50 - HOME 24 CFR 91.520(d)

Include the results of on-site inspections of affordable rental housing assisted under the program to determine compliance with housing codes and other applicable regulations

Please list those projects that should have been inspected on-site this program year based upon the schedule in 24 CFR §92.504(d). Indicate which of these were inspected and a summary of issues that were detected during the inspection. For those that were not inspected, please indicate the reason and how you will remedy the situation.

There were no on-site inspections required for HOME-funded developments this year. Inspections were completed on two sites in 2020, and the remaining HOME sites were inspected in project year 2021. Per CFR §92.504(d) on-site inspections for units with no issues will be conducted every three years.

Provide an assessment of the jurisdiction's affirmative marketing actions for HOME units. 24 CFR 91.520(e) and 24 CFR 92.351(a)

The effectiveness of the City's affirmative marketing actions for HOME units is considered a success based on the characteristics of households living in HOME-funded units. Overall, HOME-funded units provide housing to a higher percentage of households in protected classes than the general housing stock of Burlington. The Community & Economic Development Office actively encourages affirmative marketing of HOME-funded units. During the development process, as well as during ongoing project monitoring, each project is required to submit an affirmative marketing plan that is reviewed by staff. Recipients of HOME funds must try to provide information to and otherwise attract eligible persons from all racial, ethnic, and gender groups in the housing market area. Future actions will change based on the data gathered each year.

Refer to IDIS reports to describe the amount and use of program income for projects, including the number of projects and owner and tenant characteristics

For the period 7/1/22 to 6/30/23, CEDO received \$0.00 in HOME program income and expended \$0.00 in HOME program income.

Describe other actions taken to foster and maintain affordable housing. 24 CFR 91.220(k) (STATES ONLY: Including the coordination of LIHTC with the development of affordable housing). 24 CFR 91.320(j)

The City continued to take action with both funding and advocacy to preserve the affordability of existing rental housing. While low-income housing is being lost to conversion and demolition all across the nation, Burlington has policies and funding priorities that have managed to both preserve existing rental housing and create new rental housing affordable to low and moderate income households. Finally, the City has an approved Assessment of Fair Housing.

CR-58 – Section 3

Identify the number of individuals assisted and the types of assistance provided

Total Labor Hours	CDBG	HOME	ESG	HOPWA	HTF
Total Number of Activities	0	0	0	0	0
Total Labor Hours					
Total Section 3 Worker Hours					
Total Targeted Section 3 Worker Hours					

Table 15 – Total Labor Hours

Qualitative Efforts - Number of Activities by Program	CDBG	HOME	ESG	HOPWA	HTF
Outreach efforts to generate job applicants who are Public Housing Targeted Workers	0	0			
Outreach efforts to generate job applicants who are Other Funding Targeted Workers.					
Direct, on-the job training (including apprenticeships).					
Indirect training such as arranging for, contracting for, or paying tuition for, off-site training.					
Technical assistance to help Section 3 workers compete for jobs (e.g., resume assistance, coaching).					
Outreach efforts to identify and secure bids from Section 3 business concerns.					
Technical assistance to help Section 3 business concerns understand and bid on contracts.					
Division of contracts into smaller jobs to facilitate participation by Section 3 business concerns.					
Provided or connected residents with assistance in seeking employment including: drafting resumes, preparing for interviews, finding job opportunities, connecting residents to job placement services.					
Held one or more job fairs.					
Provided or connected residents with supportive services that can provide direct services or referrals.					
Provided or connected residents with supportive services that provide one or more of the following: work readiness health screenings, interview clothing, uniforms, test fees, transportation.					
Assisted residents with finding child care.					
Assisted residents to apply for, or attend community college or a four year educational institution.					
Assisted residents to apply for, or attend vocational/technical training.					
Assisted residents to obtain financial literacy training and/or coaching.					
Bonding assistance, guaranties, or other efforts to support viable bids from Section 3 business concerns.					
Provided or connected residents with training on computer use or online technologies.					
Promoting the use of a business registry designed to create opportunities for disadvantaged and small businesses.					
Outreach, engagement, or referrals with the state one-stop system, as designed in Section 121(e)(2) of the Workforce Innovation and Opportunity Act.					

Other.					
--------	--	--	--	--	--

Table 16 – Qualitative Efforts - Number of Activities by Program

Narrative

Section 3 projects are ongoing and data will be reported when they are closed and finalized in IDIS.

Attachment

Appendix A: Community Indicators

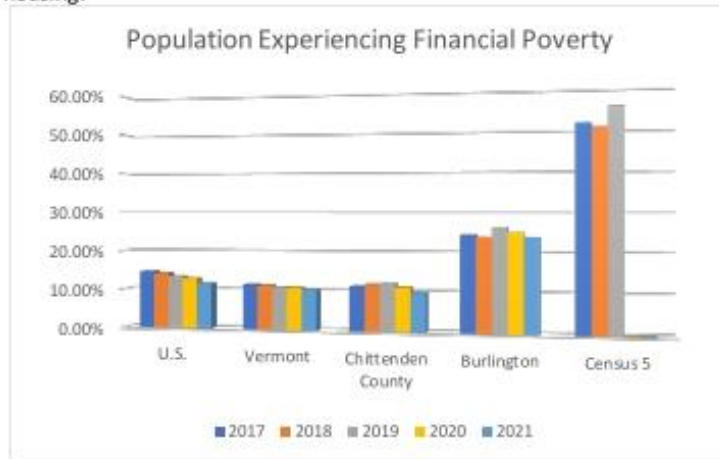
Appendix A: Community Indicators

The City of Burlington tracks a selection of community indicators in order to measure progress toward housing and community development goals. The data is also used to see if any changes in program strategy, objectives, or activities are warranted.

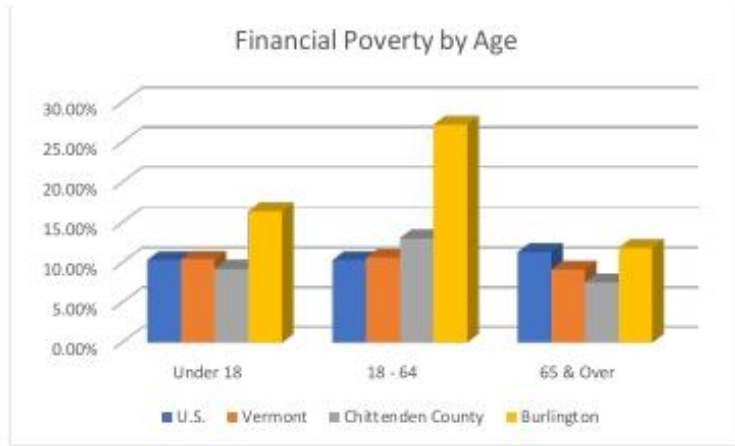
Poverty (Financial Stability)

Burlington is home to individuals with various backgrounds, identities, experiences and means. A higher percentage of Burlingtonians experience financial poverty than national, state, or county averages. A section of Burlington’s Old North End neighborhood, identified as Census 5 by the Census Bureau (and depicted below on the map), has one of the highest poverty rates of any census tract in the state. Although the United States and Vermont have seen consistent decreases in the percent of population experiencing financial poverty, and Chittenden County has seen an overall decrease, Burlington’s rate has remained somewhat consistent and available data for persons living within Census Tract 5 demonstrated an increase between 2017 and 2019.

This high rate of financial poverty demonstrates the ongoing need for federal, state and local assistance to support the City’s work to improve economic opportunities and prioritize access to affordable housing.



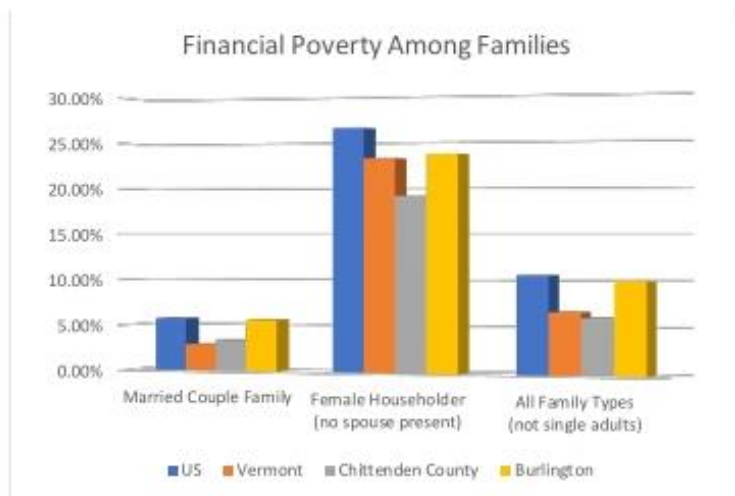
Source: ACS 2015-2019 year estimates



Source: ACS 2015-2019 year estimates

Financial Poverty Among Families

In Burlington, families with a female head of household follow the national trend of experiencing the highest rate of poverty compared to other family types.



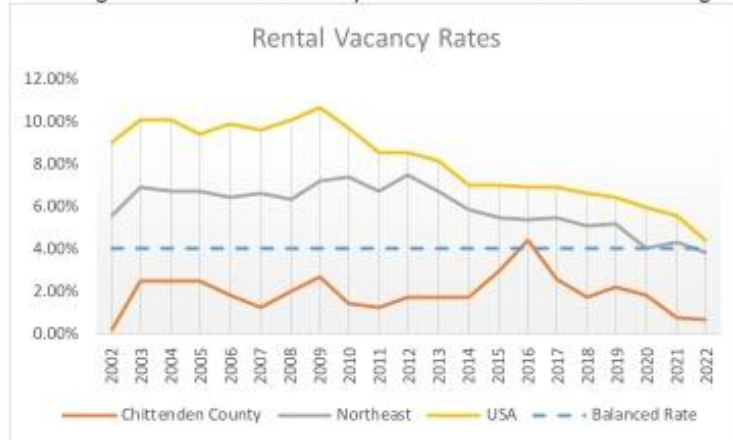
Source: ACS 2015-2019 year estimates

Decent Housing

The City is committed to all Burlington residents have a range of housing options that offer them safe, decent, appropriate, secure and affordable housing. Indicators tracked in this area include:

Rental Vacancy Rate and Rental Affordability

A rental vacancy rate between 3% and 5% is generally considered to be “balanced.” When it falls below that level, a lack of supply will lead to escalating rents, leave people unable to find housing, and limit economic growth. Chittenden County continues to be far below the target rate of 4%.



Source: Allen, Brooks & Minor Report

Rental affordability, measured by a “housing wage” that allows a tenant to pay no more than 30% of income for housing and utilities, continues to be out of reach for residents with lower incomes, particularly for families that require apartments with multiple bedrooms. Both indicators show a continuing need for retention of existing affordable units and the production of new affordable rental units.



Source: Vermont Housing Finance Agency housingdata.org *excludes utility costs

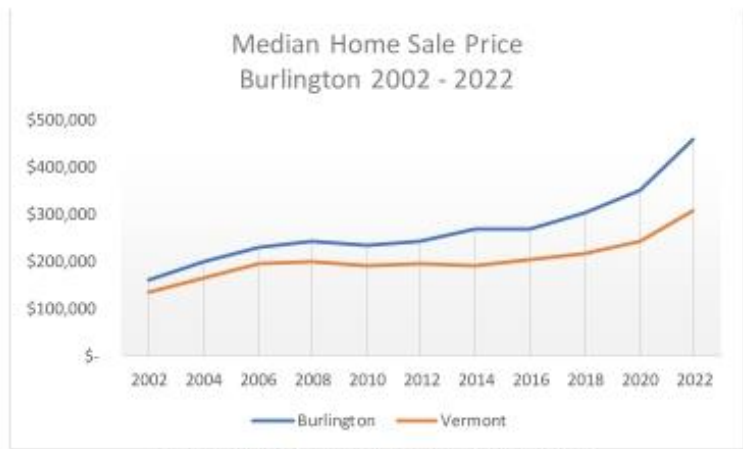
Rent is rising at a higher rate than household income. According to the Allen, Brooks & Minor Report released December 2022, median household income has increased at an average of 2.2% since 2010 while rent grew at an annual average rate of 2.4%.



Sources: Allen Brooks & Minor Report, Worldbank

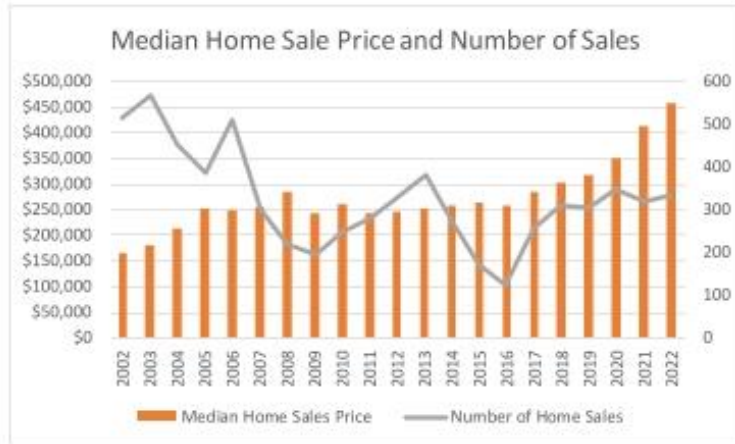
Median Home Sales Price, Number of Home Sales and Number of Foreclosure Filings

Home sales prices in Burlington have increased significantly in the past twenty years increasing more 200%. In 2002 Burlington median home sale prices were 18% higher than the state average, but in 2022 that difference had inflated to 48%.



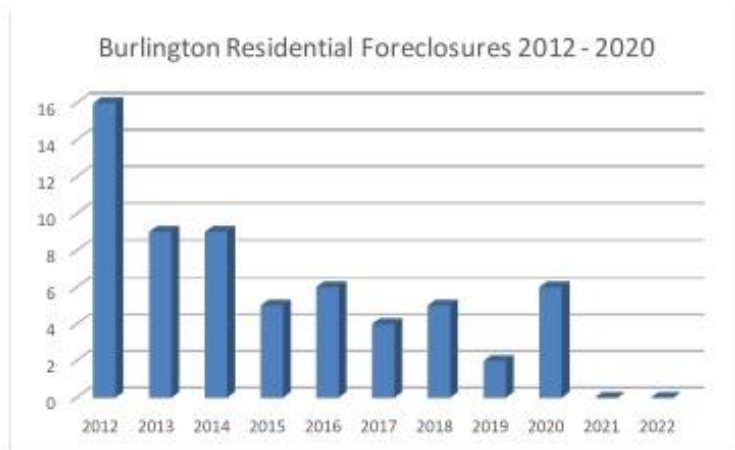
Source: Vermont Housing Finance Agency housingdata.org

While the median sale price has increased over the last twenty years the number of sales has fluctuated, decreasing significantly in the first decade of the millennium with an additional sharp decline between 2014 and 2016. Number of sales showed relative consistency from 2018-2022 with an increase of 10% during that time. Sales have not rebounded to early 2000 rates when close to 600 sales per year were the norm, current rates are closer to 300.



Source: Vermont Housing Finance Agency housingdata.org

In the last ten years Burlington has seen a decrease in residential foreclosures and a ten-year average of less than six a year. Low foreclosure rates may be related to a strong sales market for homes, mortgage assistance for families experiencing economic hardship brought about by the COVID-19 pandemic and the two federal housing counseling agencies located in Burlington – Opportunities Credit Union and the Home Ownership Center of the Champlain Housing Trust.



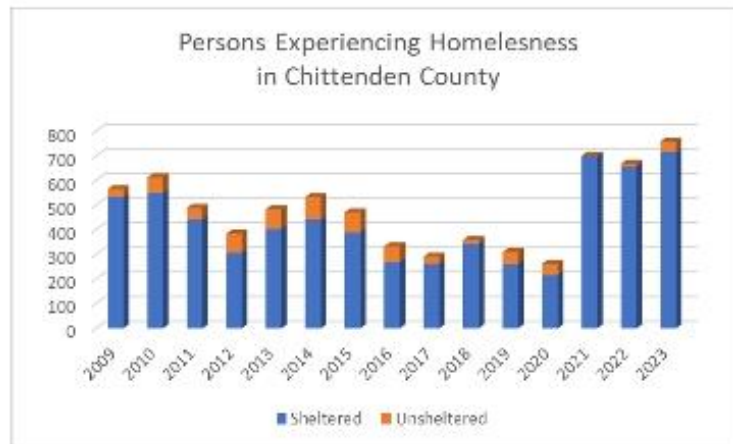
Source: Burlington City Clerk Land Records Search

People Experiencing Homelessness

In December 2021 the mayor released a 10-Point Action Plan to End Homelessness, committed to doubling housing production for five years and ending chronic homelessness in Burlington by the end of 2024. Prior to the pandemic the community was making significant progress addressing the needs of households experiencing homelessness. In 2016-2020 Chittenden County added 449 new affordable homes and Burlington saw a new college dorm with housing for 300 students. In 2020 Burlington achieved a federal benchmark for ending homelessness among Veterans by ensuring experiences of homelessness were rare and brief for veterans in the city.

Despite strong progress towards the goals of eliminating chronic homelessness and increasing affordable housing in Burlington the pandemic disrupted progress and impermanent housing options and shelter were prioritized.

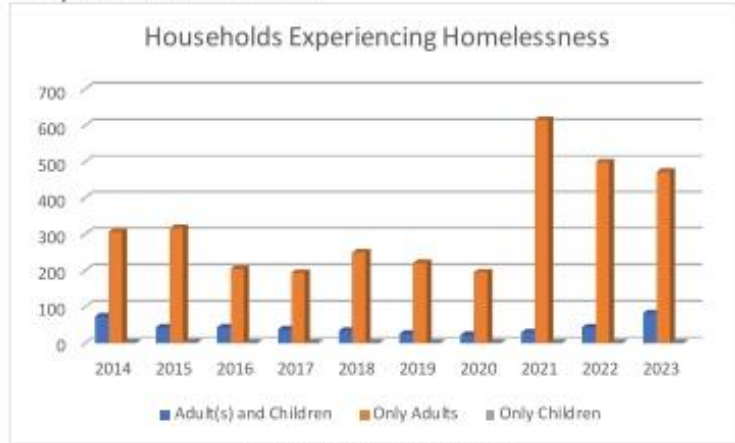
A single night count of persons experiencing homelessness in January showed a significant increase in persons experiencing homelessness in 2021 - more than tripling numbers in a year. The higher number of individuals experiencing homelessness has continued in 2022 and early 2023.



Source: Chittenden County Homeless Alliance Point-in-Time Annual Reports

Families Experiencing Homelessness

The pandemic impacted housing stability among many Vermonters and families with children have seen an increase in experiences of homelessness since 2020. The City is working with community partners to improve access to affordable housing for families in Burlington and eliminate the experience of homelessness.



Source: Annual Point-In-Time Count

The City prioritized non-congregate shelter for individuals who were experiencing homelessness or housing instability during the pandemic and has continued investments in emergency shelter through the Elmwood Community Emergency Shelter – a low barrier shelter community site composed of 30 modular shelter structures with capacity for 35 individuals a night.



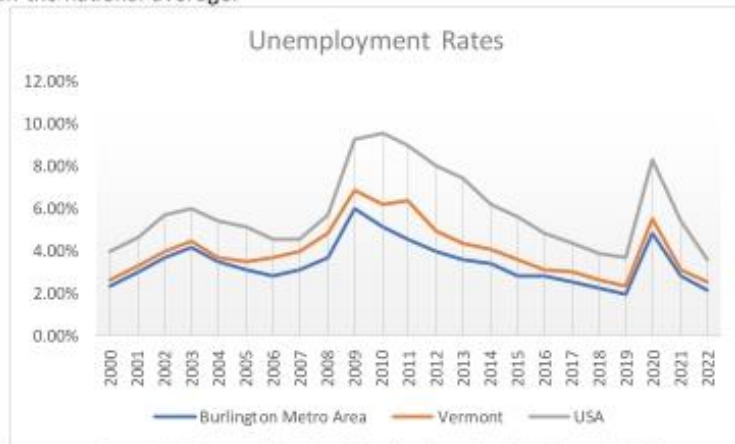
Aerial Image of Elmwood Community Emergency Shelter

Economic Opportunity

The City’s goal is that a prosperous Burlington economy provides all Burlington residents with access to livable wage jobs, to the education and training that qualify them for those jobs, to business ownership opportunities, and to the supports necessary to access those opportunities. The indicators which we track in this area include:

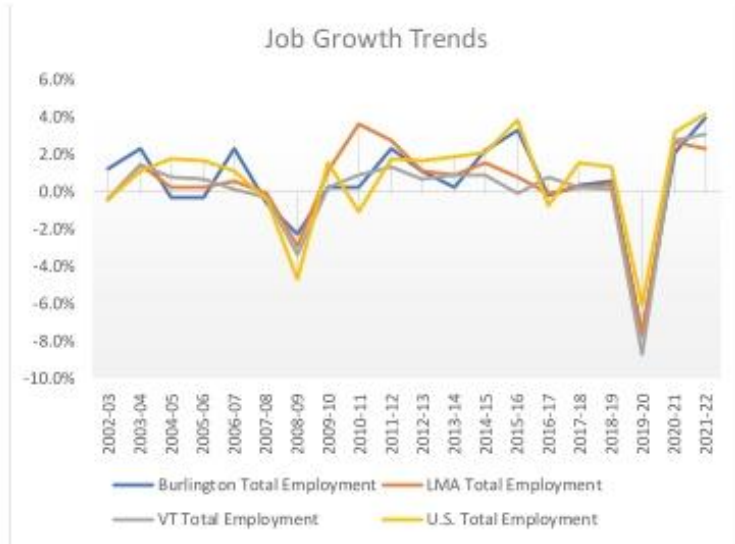
Job Growth and Unemployment

The Burlington area has maintained an employment rate below national and Vermont averages for the last twenty years. Residents were greatly impacted by the pandemic more than doubling the number of persons experiencing unemployment. The Burlington area saw a strong recovery in the last two years and resumed an employment rate that was close to pre-pandemic levels and close to half the national average.



Source: U.S. Bureau of Labor Statistics (Burlington-South Burlington NECTA)

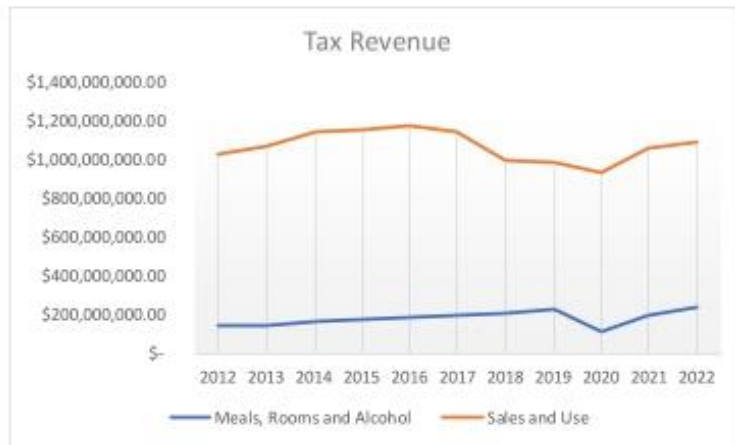
Throughout the country job growth has rebounded remarkably since the pandemic. Vermont, Burlington and the Local Market Area (LMA), which is based on commuting patterns, followed national trends of sharp decline in employment during the pandemic. Among Vermont, LMA and Burlington the City area has shown the strongest improvement with a 4% increase in employment in 2021-2022 twice the rate of the LMA.



Source: U.S. Bureau of Labor Statistics

Sales and Entertainment Revenues

Tax revenue from sales and entertainment have been variable for the City in the last decade. Meals, rooms and alcohol taxes increased steadily until 2019 when the pandemic caused a sharp decrease in revenue. Since that time there has been an increase in revenue achieving a level in excess of pre-pandemic times. Sales and use peaked in 2016 with a moderate decline that reached a low point in 2020 with the pandemic. Sales and use taxes have rebounded since 2020, although they remain below the 2016 high point.



Source: Vermont Department of Taxes

Appendix B: Fair Housing

Appendix B City of Burlington CAPER 2022

Fair Housing Goals Including Fair Housing Issues they Address and the Contributing Factors:

1) Increase Affordable Housing Options- Neighborhood Stabilization Plan

Create a neighborhood plan to convert residential units used for student housing by private landlords to individual/family households.

Fair Housing Issues Addressed: Protected classes lack neighborhood options due to market limitations

Contributing Factors: Impediments to mobility, lack of affordable units

Actions taken this year:

Work continued to implement various aspects of The Neighborhood Project (TNP) report, following its acceptance by the City Council in April 2019. A focus has been placed on enhancing the quality of life in near-campus neighborhoods, one of the three key goals highlighted in the TNP report. To this end, the City Property Database was updated to make it more user-friendly and to provide regular updates to property and landlord information. Additionally, work continued on the review of the City's Certificate of Compliance 1-5 rating system with the view to improving its efficiency. Building on successful outcomes of quality of life initiatives such as Isham Street greenbelt, work commenced to expand the gardening efforts to include streets such as Hickok Place, Converse Court, Loomis/Booth and the new Pomeroy Park wildflower garden created in partnership with the Burlington Department of Parks, Recreation and Waterfront and the UVM Office of Student and Community Relations (OSCR). In keeping with the quality of life goal, work continued between city staff and academic institutions, particularly the University of Vermont (UVM) to track quality of life issues for all renters and to analyze housing trends related to students. And the city, in collaboration with UVM, has embarked on efforts to make zoning changes to address barriers that have limited the potential for new student housing opportunities and identify future development opportunities on UVM's Trinity Campus, one area identified in the TNP report and in the 2021 10-Point Housing Action Plan.

2) Increase Affordable Housing Opportunities – New Construction

The City of Burlington continues to prioritize the provision of safe, decent and affordable housing within its Housing Action Plan as well as its Five Year Consolidated Plan. To that end, federal resources such as CDBG and HOME, along with municipal resources of the City of Burlington Housing Trust Fund are allocated to nonprofit developers for the construction of deeply subsidized affordable units. The City also enforces an Inclusionary Zoning Ordinance which produces several IZ units annually. An increase of units provides access to protected classes in new neighborhoods, close to transportation, with supportive services and close to amenities.

Fair Housing Issues Addressed: Disproportionate housing needs, disability and access, segregation

Contributing Factors: Location and type of affordable housing, availability of affordable units in range of sizes, lack of affordable units, integrated housing for individuals who need supportive services, private discrimination

Actions taken this year:

- The City has devoted significant staff resources in support of Burlington CityPlace, a large-scale private redevelopment of a downtown mall. Once complete, the project is expected to add approximately 440 new units including 88 permanently affordable units through Inclusionary Zoning.
- At the City's request to accommodate larger families which are disproportionately BIPOC families, the nonprofit housing development organizations have included some 3 bedroom units in plans for new rental developments.
- The City works proactively to ensure that our HOME funded projects comply with the requirements of Section 504 and 24 CFR part 8 Subpart C.

3) Increase Affordable Housing Opportunities

Following adoption of Burlington's Housing Action Plan in October 2015, the City has moved forward with implementing a number of initiatives to help reduce the cost of housing for all Burlington residents and more broadly, support affordable housing. Additionally, in order to address the housing availability and affordability problem and to give greater impetus to the gains since the adoption of the Housing Action Plan, in June 2019, the city hosted the BTV Housing Summit to kick-off a community conversation about housing policy reform. This was followed in September 2019, by a second public meeting to share those initial recommendations and ask for more input.

Fair Housing Issues Addressed: Segregation/Integration

Contributing Factors: Location/type of affordable housing, private discrimination

Actions taken this year:

The issues discussed in the BTV Housing Summit and second public meeting focused on five housing policy reforms, all designed to make housing in Burlington more available and affordable. These reforms related to: short term rentals, parking requirements, increasing the Housing Trust Fund, energy efficiency and accessory dwelling units. During the period under review, the final housing policy reform was. All five of the housing policies advance a two-part housing strategy: (i) Continuing Burlington's proud legacy of building as much permanently affordable housing as possible and ensuring the protection of tenants and (ii) Simultaneously pursuing policies and

proactive efforts to create more homes for households of all backgrounds in order to increase the vacancy rate in Burlington.

Accessory Dwelling Units:

This policy change is designed to make it easier for people to create Accessory Dwelling Units (ADUs) which offer more flexibility for families to age in place, offset housing costs for homeowners and create additional neighborhood-scale housing options throughout the City. The policy change was adopted by the City Council in February 2020.

Housing Trust Fund

This policy change restored and increased the level of dedicated funding to Burlington's Housing Trust Fund (HTF), which supports the creation and preservation of permanently affordable housing. While 69% of voters approved the change to the City Charter to allow for this increase. The annual funding to the HTF in FY23 increased from \$200,000 to close to \$565,000.

Parking Minimums:

The policy change to parking minimums which required developers to build new parking in residential development in downtown and along key transportation corridors, removes a major cost driver of housing and takes a major step toward aligning the City's land use policies with its climate goals. Since its adoption in September 2020, two significant projects have applied for permits to create housing that would benefit from the policy change for a combined 490 new homes and several others are under consideration.

Energy Efficiency in Rental Housing

This policy aims to update standards for energy efficiency in rental housing to protect renters from unreasonable high utility costs and support Burlington's climate goals. This policy change was adopted in March 2022.

Short-term rentals

This policy change implements new regulations for short-term rentals like Airbnb, in order to reduce the impacts on long-term housing availability and neighborhoods, while also balancing the economic benefit for Burlingtonians who are hosts. The policy change was passed by City Council during the program year and generated \$60,000 a month for the Housing Trust Fund.

4) Maintain/Preserve affordable housing units

The City of Burlington prioritizes maintaining and preserving affordable housing within the City and allocates federal and local resources to partners to keep housing with expiring subsidies,

renovate housing, provide energy efficiencies and lead remediation. Given that the cost of creating a new unit can be \$250,000 or more, it makes economic sense to rehabilitate existing affordable housing at a significantly lower cost.

Fair Housing Issues Addressed: Cost of housing – disproportionate housing needs, disparities in access to opportunities

Contributing Factors: Lack of affordable units, location and type of units, displacement of residents due to economic pressures, inaccessible private infrastructure

Actions taken this year:

- The Burlington Lead Program completed lead hazard control and other health and safety repairs in 15 units occupied by low/mod income households with children under age 18.

5) Provide housing resources to low income renters and homeowners, and increase homeownership opportunities

While the City invests resources in building new housing units and preserving affordable housing, resources are also used to assist low-income/protected class renters to remain in safe, affordable housing. With specific census tracts low in homeownership opportunities, the City will identify homeownership trends and partnerships/programs that can encourage and expand owner-occupied housing for underrepresented households including Persons of Color. Additionally, the City will continue to assist persons who are elderly and/or disabled with accessory modifications and age in place housing options. Overall, the City will explore other housing options such as ADU's and homesharing.

Fair Housing Issues Addressed: Segregation/Integration, disparities to access to opportunities, disproportionate housing needs, publicly supported housing, disability and access

Contributing Factors: Lack of assistance for housing accessibility modifications, displacement of residents due to economic pressure, availability type, frequency and type of public transportation, impediments to mobility, private discrimination

Actions taken this year:

- The City devoted considerable staff resources related to the Cambrian Rise development which will create 161 owner-occupied units, including 24 permanently affordable
- Through Champlain Housing Trust's Shared Equity program several dozen low/mod income households were provided direct financial assistance to purchase their first home.

6) Increase employment opportunities for protected classes

By providing access to better jobs, livable wages or business creation/expansion, protected classes have more housing options and access to opportunities.

Fair Housing Issues Addressed: Disparities to access to opportunities, disproportionate housing needs, publicly supported housing, disability and access

Contributing Factors: Lack of affordable units, location and type of units, impediments to mobility, availability, type, frequency, and reliability of public transportation.

Actions taken this year:

- Technical assistance was provided to 11 individuals or potential entrepreneurs. As a result of the technical assistance provided, six new businesses were created, and three businesses expanded.
- Of the 11 individuals who received technical assistance, nine were owned by individuals who identify as Black, Indigenous or a Person of Color.

7) Increase educational opportunities with a focus on protected classes

Programs that increase educational opportunities for BIPOC youth and other protected classes, improve access to opportunities, integration, and provide a pathway out of poverty. Classes that prepare tenants to be successful renters and homeowners, create new opportunities for housing, improve housing retention, and educate persons in protected classes about their rights and resources to combat discrimination.

Fair Housing Issues Addressed: Segregation, disparities to access to opportunities, disability and access

Contributing Factors: Location and type of units, impediments to mobility, availability, type, frequency, and reliability of public transportation, community opposition

Actions taken this year:

- The City Hall Internship program has hosted 241 intern participants since the program's creation 8 years ago. The program has developed over time and focuses on closing education and career opportunity gaps and providing entry level internships as an equity strategy that eliminates barriers for low income and BIPOC youth to gain career access and be successful in internships. Despite the pandemic and not running the summer internship program the MBK/MSK program continued to develop and support a total of 12 My Brothers/Sisters Keeper interns.
- In partnership with Burlington High School and Burlington after School, CEDO continued programming for pathways and successful school transition, and supported My Brother's Keeper My Brother's Keeper, serving 8 students.
- Six My Brother's Keeper/My Sister's Keeper participants interned with Channel 17 Town Meeting TV, providing an opportunity for them to engage in media production.

- Youth on Boards stands as a civic engagement initiative within CEDO's domain. Its core mission is to empower young leaders by offering them avenues to represent their peers on various City Commissions and Boards. Through this program, youth are actively immersed in honing their leadership acumen, fostering the growth of sustainable and inclusive communities, and channeling the perspectives of Burlington's upcoming generation. While halted during the Covid-19 pandemic, the program is now undergoing a renaissance. In the timeframe spanning July 1, 2022, to June 30, 2023, two youth leaders have taken their positions on the Fletcher Free Library Board, embodying the program's renewed vitality.
- CHT offers Ready Set Rent, a program designed to remove credit and other barriers to renting an apartment. The program serves rental applicants who have been denied a CHT apartment because of poor credit or no credit history. Once an applicant completes their education and develops an action plan to address their credit. Many vulnerable tenants who were previously denied an apartment are now developing solid rental histories through this program.
- CVOEO's Preferred Renters Certificate Program is designed to provide participants the skills, materials, and confidence necessary to find and maintain stable housing. The program includes three workshop modules, followed by a one-on-one financial coaching session. The four modules are Tenant Skills, Finding Housing, and Sustaining the Rent. Upon completion of the program, participants receive a Preferred Renter Certificate as a way to demonstrate their readiness for sustaining housing. When a landlord receives an application or has a current tenant with this certificate, they will know the applicant or tenant is invested in being a successful renter, knowledgeable about resources, and connected to service providers, such as a financial coach. Experienced teaching teams from CVOEO's Vermont Tenants and Financial Futures programs collaborate to offer these free workshops and coaching experiences. Workshops are offered as live, 60-90 minute webinars and as fully self-paced, online classes, and can be taken in any order. Interpreted recordings of the Tenant Skills and Finding Housing workshops are available in American Sign Language, Arabic, Burmese, French, Nepali, Somali, Spanish, and Swahili.
- CVOEO also offers community-based in-person Know Your Rights workshops providing the basics of tenants and fair housing rights and responsibilities. These are available upon request, with interpretation as needed.
- The Fair Housing Project of CVOEO provides in-person and webinar fair housing trainings for housing and service providers and municipal officials. These workshops covers the history of the Fair Housing Act and the resulting protections under Federal and Vermont law; how and when fair housing law applies in Vermont, exemptions, the complaint and investigation process, and remedies; access requirements for people with disabilities, including reasonable accommodations and reasonable modifications; municipal strategies for affirmatively furthering fair housing, and best practices.
- CHT announced their Homeownership Equity Program (HEP) down payment assistance program in June 2022 to enhance and encourage homeownership for households of color.