


LAKEVIEW TERRACE GREENWAY  
2018 PAVEMENT MARKINGS

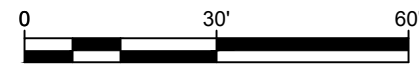


**BURLINGTON  
PUBLIC WORKS  
ENGINEERING DIV.**

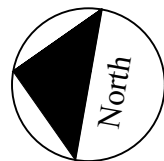
645 PINE STREET  
BURLINGTON, VT 05401  
(802) 863-9094  
(802) 863-0466 (Fax)

DESIGNED SMM	RFS NO. NA
DRAWN SMM	SCALE 1"=30'
CHECKED DA	DRAWING NO.
DATE 6/6/18	SHEET 1 OF 5





SCALE: 1" = 30'



LAKEVIEW TERRACE GREENWAY  
2018 PAVEMENT MARKINGS

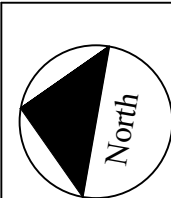
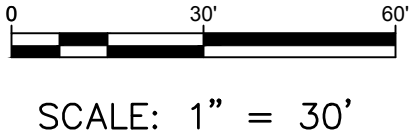


**BURLINGTON  
PUBLIC WORKS  
ENGINEERING DIV.**

645 PINE STREET  
BURLINGTON, VT 05401  
(802) 863-9094  
(802) 863-0466 (Fax)

DESIGNED SMM	RFS NO. NA
DRAWN SMM	SCALE 1"=30'
CHECKED DA	DRAWING NO.
DATE 6/6/18	SHEET 2 OF 5





LAKEVIEW TERRACE GREENWAY  
2018 PAVEMENT MARKINGS

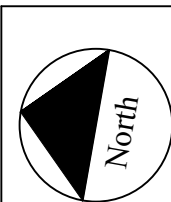
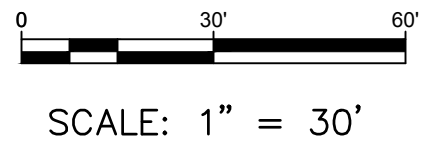


**BURLINGTON  
PUBLIC WORKS  
ENGINEERING DIV.**

645 PINE STREET  
BURLINGTON, VT 05401  
(802) 863-9094  
(802) 863-0466 (Fax)

DESIGNED SMM	RFS NO. NA
DRAWN SMM	SCALE 1"=30'
CHECKED DA	DRAWING NO.
DATE 6/6/18	SHEET 3 OF 5





LAKEVIEW TERRACE GREENWAY  
2018 PAVEMENT MARKINGS



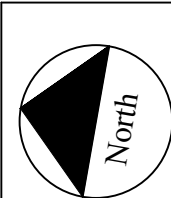
**BURLINGTON  
PUBLIC WORKS  
ENGINEERING DIV.**  
645 PINE STREET  
BURLINGTON, VT 05401  
(802) 863-9094  
(802) 863-0466 (Fax)

DESIGNED SMM	RFS NO. NA
DRAWN SMM	SCALE 1"=30'
CHECKED DA	DRAWING NO.
DATE 6/8/18	SHEET 4 OF 5





0 30' 60'  
 SCALE: 1" = 30'



LAKEVIEW TERRACE GREENWAY  
 2018 PAVEMENT MARKINGS



**BURLINGTON  
 PUBLIC WORKS  
 ENGINEERING DIV.**

645 PINE STREET  
 BURLINGTON, VT 05401  
 (802) 863-9094  
 (802) 863-0466 (Fax)

DESIGNED SMM	RFS NO. NA
DRAWN SMM	SCALE 1"=30'
CHECKED DA	DRAWING NO.
DATE 6/26/18	SHEET 5 OF 5