



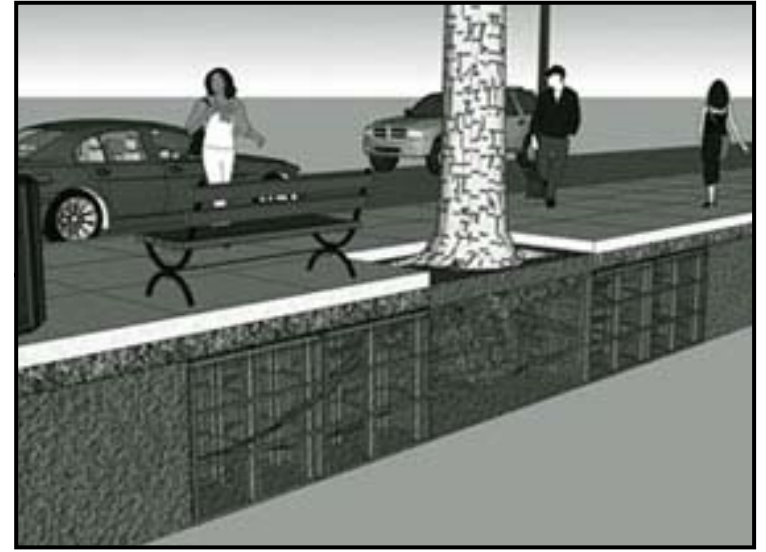


FOCUS AREA: DOWNTOWN CORE

**BURLINGTON GREEN STREETS
STREET TREES & STORMWATER
CHERRY STREET DOWNTOWN CORE LOCATION**



-  Silva Cell Area
-  Catch Basin
-  Tree Location
-  Under Drain



SILVA CELL CROSS SECTION



**PRELIMINARY PROJECT LOCATION:
CHERRY STREET NEAR CHURCH STREET**