1 A-100 OVERALL PLAN - BASEMENT
SCALE: 1/16" = 1'-0"

## FLOOR PLAN GENERAL NOTES:

1. SEE 1/8" (WHERE APPLICABLE), 1/4" SCALE PLNS FOR DIMENSIONS, WALL TYPES ETC.
2. FIELD VERIFY ALL DIMENSIONS OF AND TO EXISTING BUILDING(S) AS THEY RELATE TO THIS WORK.
3. PLANS ARE TO BE VIEWED IN CONJUNCTION WITH ENLARGED PLANS,CIVIL, LANDSCAPE, STRUCTURAL, MEP, FP, AND ALL OTHER TRADES, AS APPROPRIATE. DISCREPANCIES ARE TO BE BROUGHT TO THE ARCHITECT'S ATTENTION FOR RESOLUTION BEFORE COMMENCING WORK.
4. ALL NON-ARCHITECTURAL INFORMATION SHOWN HERE IS FOR REFERENCE ONLY.
5. REFER TO CIVIL PLANS FOR LIMIT OF WORK.
6. VERIFY ALL TOP OF STEEL AND TOP OF CONCRETE FOOTING ELEVATIONS PRIOR TO NEW WORK.
7. REFER TO G200-G204 CODE PLANS FOR LOCATIONS OF SMOKE AND FIRE RESISTANT RATED CONSTRUCTION.
8. SEE COVER PAGE AND G-100 FOR REQUIREMENTS RELATED TO CONTINUITY OF THERMAL ENVELOPE AND AIR/ VAPOR BARRIER.
9. THE DISTANCE FROM THE HINGE SIDE OF THE DOOR TO THE FACE OF ADJACENT PERPENDICULAR WALL SHALL BE 6 INCHES (INCLUDING FRAME) UNLESS NOTED OTHERWISE.
10. KEEP STANDPIPES AND ASSOCIATED ASSEMBLIES CLEAR OF THE REQUIRED PATH OF EGRESS.
11. ALL VERTICAL AND HORIZONTAL PENETRATIONS THROUGH RATED ASSEMBLIES ARE TO BE BE SEALED WITH UL-LISTED FIRESAFING AND/OR SEALANT ASSEMBLIES TO MAINTAIN RATING.
12. REFER TO A003 THROUGH A006 FOR PARTITION TYPES AND GENERAL PARTITION DETAILS AND NOTES.
13. REFER TO A700 SERIES DRAWINGS FOR WINDOW, STOREFRONT AND CURTAIN-WALL TYPES.
14. REFER TO A900 SERIES DRAWINGS FOR DOOR SCHEDULE AND DETAILS.
15. REFER TO A900 SERIES DRAWINGS FOR FINISH SCHEDULE.

## FLOOR PLAN LEGEND

- NEW METAL STUD/ GWB WALL
- GWB COLUMN ENCLOSURE
- FEC — SEMI RECESSED FIRE EXTINGUISHER AND CABINET
- RL — RAIN LEADER

## PARKING LEGEND

- C — COMPACT CAR STALL
- ACCESSIBLE PARKING STALL
- DIRECTIONAL ARROWS
- PEDESTRIAN / NON-PARKING AREAS
- VALET PARKING STALLS

## AREA OF USE LEGEND

**INTERIOR:**

- RETAIL USE
- RETAIL USE- NOT AVAILABLE
- RETAIL - GROCERY
- OFFICE USE
- PARKING USE
- INDOOR OBSERVATION DECK
- CORE & CIRCULATION
- MEP/TOILET

**RESIDENTIAL:**

- STUDIO
- 1 BEDROOM
- 2 BEDROOM
- 3 BEDROOM
- INCL — INCLUSIONARY HOUSING
- RESIDENTIAL STORAGE
- RESIDENTIAL- OTHER

**EXTERIOR:**

- PERVIOUS ROOFSCAPE
- ACCESSIBLE ROOF
- PLAY SURFACE

N - PROJECT NORTH
T - TRUE NORTH

GRAPHIC SCALE
0 8' 16' 32'


freeman | french | freeman
81 Maple Street • Burlington VT 05401
802•864•0844 • www.ffinc.com
Architecture • Planning • Interiors

PKSB ARCHITECTS, PC
330 WEST 42 STREET
NEW YORK, NY 10036
212 594 2010
www.pksb.com

ENGINEERING VENTURES
Civil / Site Engineering

HARDY STRUCTURAL ENGINEERING
Structural Engineering

Hallam-ICS
Mechanical, Electrical, Plumbing, Fire Protection, Fire Alarm Engineering

GEO DESIGN
Geotechnical Engineering

SE GROUP
131 Church Street, Suite 300 • Burlington VT 05401
802-862-0098 • www.segroup.com
Landscape Architecture - Streetscapes

SIEMENS
Tel/Data/Security/Smart Building Technology


# CITYPLACE BURLINGTON

NOT FOR CONSTRUCTION

OWNER
BTC MALL ASSOCIATES, LLC
A PROJECT BY
DEVONWOOD INVESTORS, LLC & ROUSE PROPERTIES, INC.
BRIAN HARPER, CEO
DON SINEK, MANAGING DIRECTOR

| | |
|---|---|
| FFF PROJECT NO: A1636.00 | PKSB PROJECT NO: 1317 |
| ORIGINATION DATE: 03/20/17 | SCALE: 1/16" = 1'-0" |
| DRAWN BY: JM | CHECKED BY: JDR |

ISSUE LOG:

| | |
|---|---|
| Progress Print | 10/01/2017 |
| 75% PROGRESS | 01/22/2018 |
| PZ SUBMISSION | 02/12/2018 |

SHEET CONTENTS:
OVERALL PLAN - BASEMENT

SHEET NO:
A-100

© 2018 Freeman French Freeman Inc.

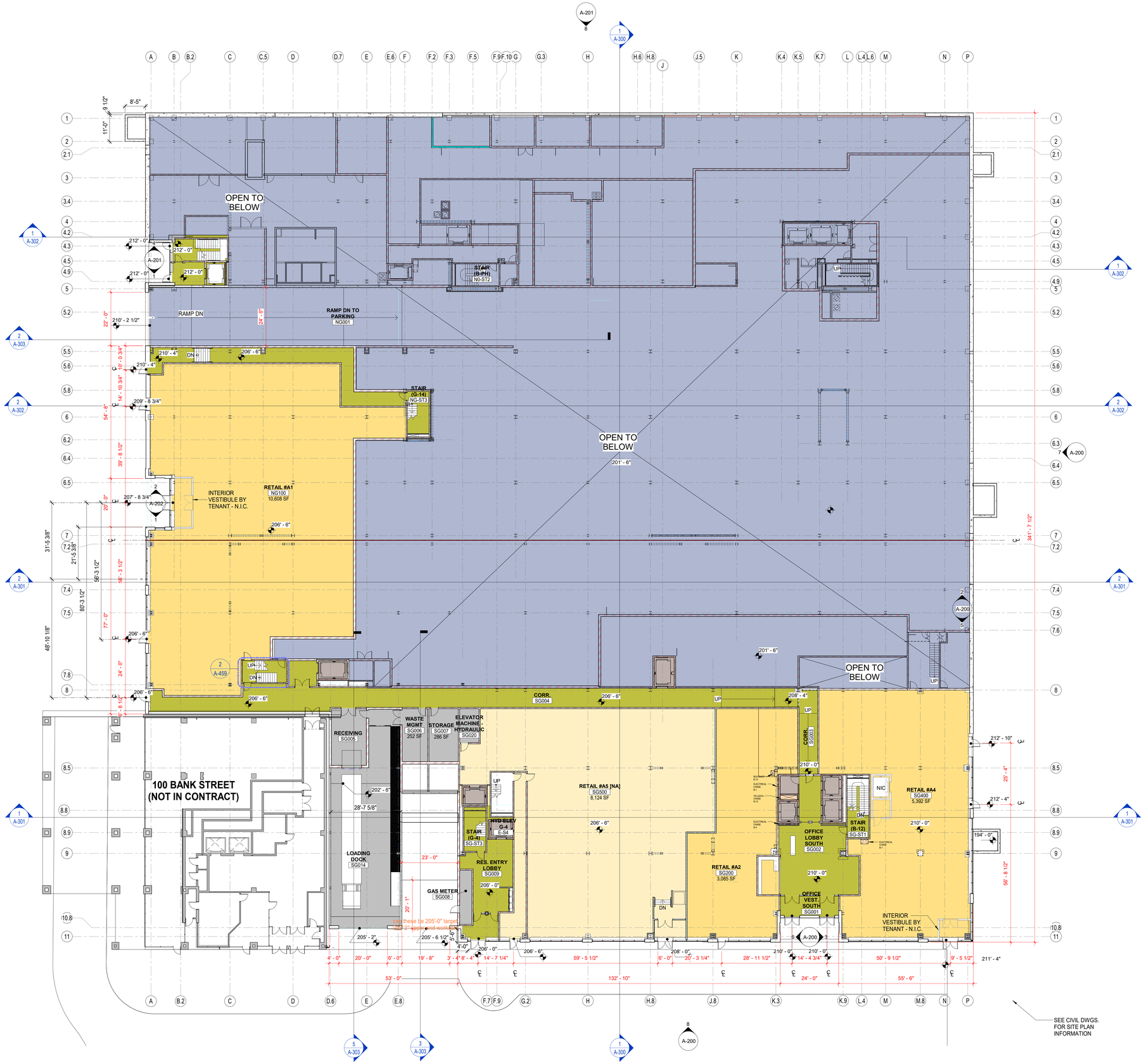


1 A-101 OVERALL PLAN - GROUND FLOOR ST
SCALE: 1/16" = 1'-0"

## FLOOR PLAN GENERAL NOTES:

1. SEE 1/8" (WHERE APPLICABLE), 1/4" SCALE PLNS FOR DIMENSIONS, WALL TYPES ETC.
2. FIELD VERIFY ALL DIMENSIONS OF AND TO EXISTING BUILDING(S) AS THEY RELATE TO THIS WORK.
3. PLANS ARE TO BE VIEWED IN CONJUNCTION WITH ENLARGED PLANS,CIVIL, LANDSCAPE, STRUCTURAL, MEP, FP, AND ALL OTHER TRADES, AS APPROPRIATE. DISCREPANCIES ARE TO BE BROUGHT TO THE ARCHITECT'S ATTENTION FOR RESOLUTION BEFORE COMMENCING WORK.
4. ALL NON-ARCHITECTURAL INFORMATION SHOWN HERE IS FOR REFERENCE ONLY.
5. REFER TO CIVIL PLANS FOR LIMIT OF WORK.
6. VERIFY ALL TOP OF STEEL AND TOP OF CONCRETE FOOTING ELEVATIONS PRIOR TO NEW WORK.
7. REFER TO G200-G204 CODE PLANS FOR LOCATIONS OF SMOKE AND FIRE RESISTANT RATED CONSTRUCTION.
8. SEE COVER PAGE AND G-100 FOR REQUIREMENTS RELATED TO CONTINUITY OF THERMAL ENVELOPE AND AIR/ VAPOR BARRIER.
9. THE DISTANCE FROM THE HINGE SIDE OF THE DOOR TO THE FACE OF ADJACENT PERPENDICULAR WALL SHALL BE 6 INCHES (INCLUDING FRAME) UNLESS NOTED OTHERWISE.
10. KEEP STANDPIPES AND ASSOCIATED ASSEMBLIES CLEAR OF THE REQUIRED PATH OF EGRESS.
11. ALL VERTICAL AND HORIZONTAL PENETRATIONS THROUGH RATED ASSEMBLIES ARE TO BE BE SEALED WITH UL-LISTED FIRESAFING AND/OR SEALANT ASSEMBLIES TO MAINTAIN RATING.
12. REFER TO A003 THROUGH A006 FOR PARTITION TYPES AND GENERAL PARTITION DETAILS AND NOTES.
13. REFER TO A700 SERIES DRAWINGS FOR WINDOW, STOREFRONT AND CURTAIN-WALL TYPES.
14. REFER TO A900 SERIES DRAWINGS FOR DOOR SCHEDULE AND DETAILS.
15. REFER TO A900 SERIES DRAWINGS FOR FINISH SCHEDULE.

## FLOOR PLAN LEGEND

- NEW METAL STUD/ GWB WALL
- GWB COLUMN ENCLOSURE
- FEC — SEMI RECESSED FIRE EXTINGUISHER AND CABINET
- RL — RAIN LEADER

## AREA OF USE LEGEND

**INTERIOR:**

- RETAIL USE
- RETAIL USE- NOT AVAILABLE
- RETAIL - GROCERY
- OFFICE USE
- PARKING USE
- INDOOR OBSERVATION DECK
- CORE & CIRCULATION
- MEP/TOILET

**RESIDENTIAL:**

- STUDIO
- 1 BEDROOM
- 2 BEDROOM
- 3 BEDROOM
- INCL — INCLUSIONARY HOUSING
- RESIDENTIAL STORAGE
- RESIDENTIAL- OTHER

**EXTERIOR:**

- PERVIOUS ROOFSCAPE
- ACCESSIBLE ROOF
- PLAY SURFACE

N - PROJECT NORTH
T - TRUE NORTH

GRAPHIC SCALE
0 8' 16' 32'


freeman | french | freeman
81 Maple Street • Burlington VT 05401
802•864•0844 • www.ffinc.com
Architecture • Planning • Interiors

PKSB ARCHITECTS, PC
330 WEST 42 STREET
NEW YORK, NY 10036
212 594 2010
www.pksb.com

ENGINEERING VENTURES
Civil / Site Engineering

HARDY STRUCTURAL ENGINEERING
Structural Engineering

Hallam-ICS
Mechanical, Electrical, Plumbing, Fire Protection, Fire Alarm Engineering

GEO DESIGN
Geotechnical Engineering

SE GROUP
131 Church Street, Suite 300 • Burlington VT 05401
802-862-0098 • www.segroup.com
Landscape Architecture - Streetscapes

SIEMENS
Building Technologies Division
(781)-589-4097
Tel/Data/Security/Smart Building Technology


# CITYPLACE BURLINGTON

NOT FOR CONSTRUCTION

OWNER
BTC MALL ASSOCIATES, LLC
A PROJECT BY
DEVONWOOD INVESTORS, LLC & ROUSE PROPERTIES, INC.
DON SHKEL, MANAGING DIRECTOR
BRIAN FARRER, CEO

| | |
|---|---|
| FF PROJECT NO: A1636.00 | PKSB PROJECT NO: 1317 |
| ORIGINATION DATE: 03/20/17 | SCALE: 1/16" = 1'-0" |
| DRAWN BY: JM | CHECKED BY: JDR |

ISSUE LOG:

| | |
|---|---|
| Progress Print | 10/01/2017 |
| 75% Progress | 12/29/2017 |
| PZ SUBMISSION | 02/12/2018 |

SHEET CONTENTS:
OVERALL PLAN - GROUND FLOOR

SHEET NO:
A-101

© 2018 Freeman French Freeman Inc.

2/13/2018 10:52:29 AM

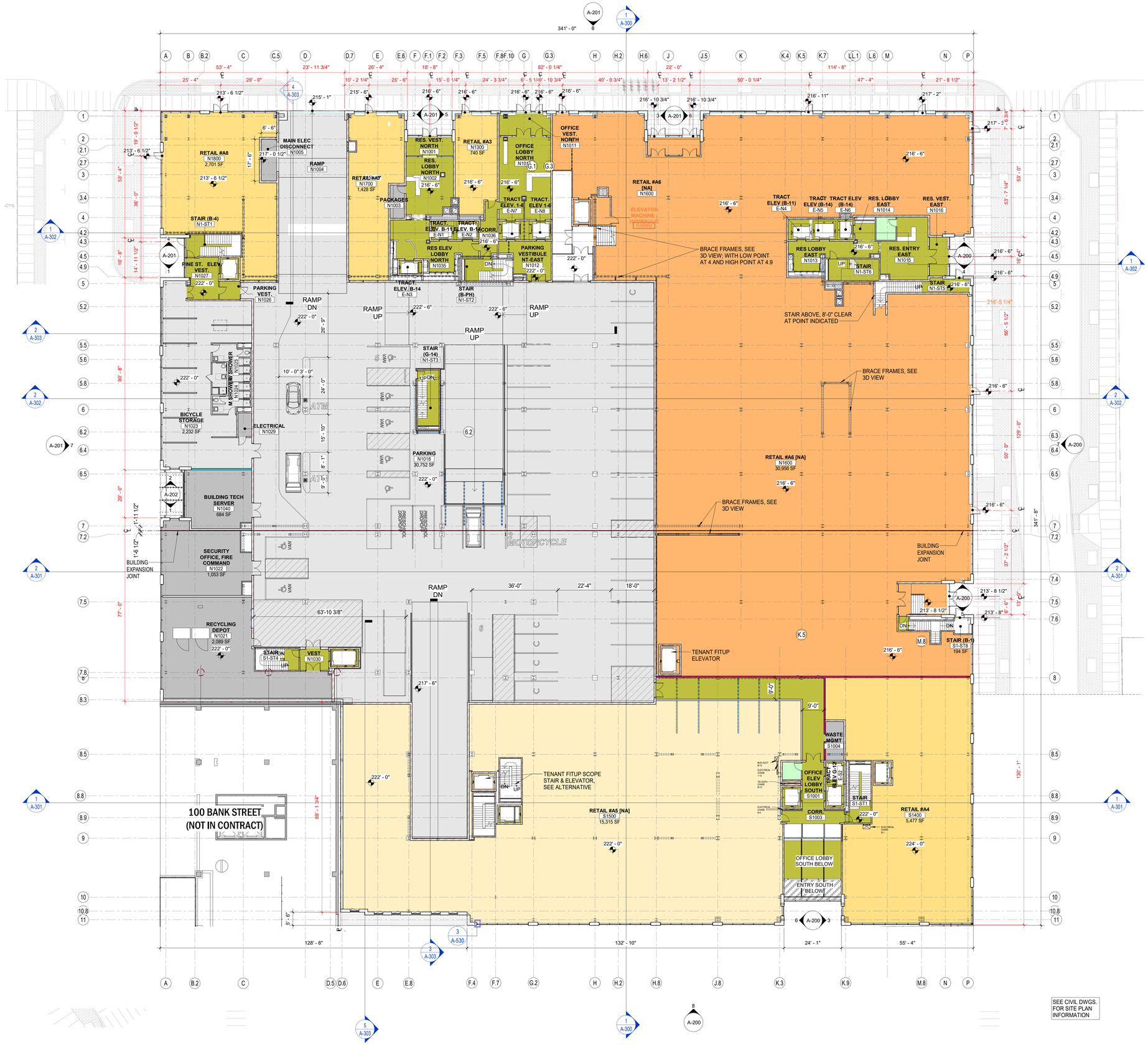


1 A-102 OVERALL PLAN - 1ST FLOOR ST
SCALE: 1/16" = 1'-0"

## FLOOR PLAN GENERAL NOTES:

1. SEE 1/8" (WHERE APPLICABLE), 1/4" SCALE PLNS FOR DIMENSIONS, WALL TYPES ETC.
2. FIELD VERIFY ALL DIMENSIONS OF AND TO EXISTING BUILDING(S) AS THEY RELATE TO THIS WORK.
3. PLANS ARE TO BE VIEWED IN CONJUNCTION WITH ENLARGED PLANS,CIVIL, LANDSCAPE, STRUCTURAL, MEP, FP, AND ALL OTHER TRADES, AS APPROPRIATE. DISCREPANCIES ARE TO BE BROUGHT TO THE ARCHITECT'S ATTENTION FOR RESOLUTION BEFORE COMMENCING WORK.
4. ALL NON-ARCHITECTURAL INFORMATION SHOWN HERE IS FOR REFERENCE ONLY.
5. REFER TO CIVIL PLANS FOR LIMIT OF WORK.
6. VERIFY ALL TOP OF STEEL AND TOP OF CONCRETE FOOTING ELEVATIONS PRIOR TO NEW WORK.
7. REFER TO G200-G204 CODE PLANS FOR LOCATIONS OF SMOKE AND FIRE RESISTANT RATED CONSTRUCTION.
8. SEE COVER PAGE AND G-100 FOR REQUIREMENTS RELATED TO CONTINUITY OF THERMAL ENVELOPE AND AIR/ VAPOR BARRIER.
9. THE DISTANCE FROM THE HINGE SIDE OF THE DOOR TO THE FACE OF ADJACENT PERPENDICULAR WALL SHALL BE 6 INCHES (INCLUDING FRAME) UNLESS NOTED OTHERWISE.
10. KEEP STANDPIPES AND ASSOCIATED ASSEMBLIES CLEAR OF THE REQUIRED PATH OF EGRESS.
11. ALL VERTICAL AND HORIZONTAL PENETRATIONS THROUGH RATED ASSEMBLIES ARE TO BE SEALED WITH UL-LISTED FIRESAFING AND/OR SEALANT ASSEMBLIES TO MAINTAIN RATING.
12. REFER TO A003 THROUGH A006 FOR PARTITION TYPES AND GENERAL PARTITION DETAILS AND NOTES.
13. REFER TO A700 SERIES DRAWINGS FOR WINDOW, STOREFRONT AND CURTAIN-WALL TYPES.
14. REFER TO A900 SERIES DRAWINGS FOR DOOR SCHEDULE AND DETAILS.
15. REFER TO A900 SERIES DRAWINGS FOR FINISH SCHEDULE.

## FLOOR PLAN LEGEND

- NEW METAL STUD/ GWB WALL
- GWB COLUMN ENCLOSURE
- FEC — SEMI RECESSED FIRE EXTINGUISHER AND CABINET
- RL — RAIN LEADER

## PARKING LEGEND

- C — COMPACT CAR STALL
- ACCESSIBLE PARKING STALL
- DIRECTIONAL ARROWS
- PEDESTRIAN / NON-PARKING AREAS
- VALET PARKING STALLS

## AREA OF USE LEGEND

**INTERIOR:**

- RETAIL USE
- RETAIL USE- NOT AVAILABLE
- RETAIL - GROCERY
- OFFICE USE
- PARKING USE
- INDOOR OBSERVATION DECK
- CORE & CIRCULATION
- MEP/TOILET

**RESIDENTIAL:**

- STUDIO
- 1 BEDROOM
- 2 BEDROOM
- 3 BEDROOM
- INCL — INCLUSIONARY HOUSING
- RESIDENTIAL STORAGE
- RESIDENTIAL- OTHER

**EXTERIOR:**

- PERVIOUS ROOFSCAPE
- ACCESSIBLE ROOF
- PLAY SURFACE

N - PROJECT NORTH
T - TRUE NORTH

GRAPHIC SCALE
0 8' 16' 32'


freeman | french | freeman
81 Maple Street • Burlington VT 05401
802•864•0844 • www.ffinc.com
Architecture • Planning • Interiors

PKSB ARCHITECTS, PC
330 WEST 42 STREET
NEW YORK, NY 10036
212 594 2010
www.pksb.com

ENGINEERING VENTURES
Civil / Site Engineering

HARDY DESIGN & ENGINEERING
Structural Engineering

Hallam-ICS
Mechanical, Electrical, Plumbing, Fire Protection, Fire Alarm Engineering

G E O D E S I G N
Geotechnical Engineering

SE GROUP
131 Church Street, Suite 300 • Burlington VT 05401
802-862-0098 • www.segroup.com
Landscape Architecture - Streetscapes

SIEMENS
Building Technologies Division
(781)-589-4097
Tel/Data/Security/Smart Building Technology


# CITYPLACE BURLINGTON

NOT FOR CONSTRUCTION

OWNER
BTC MALL ASSOCIATES, LLC
A PROJECT BY
DEVONWOOD INVESTORS, LLC & ROUSE PROPERTIES, INC.
BRIAN HARPER, CEO
DON SINEX, MANAGING DIRECTOR

| | |
|---|---|
| FFF PROJECT NO: A1636.00 | PKSB PROJECT NO: 1317 |
| ORIGINATION DATE: 03/20/17 | SCALE: 1/16" = 1'-0" |
| DRAWN BY: JM | CHECKED BY: JDR |

ISSUE LOG:

| | |
|---|---|
| Progress Print | 10/01/2017 |
| 75% PROGRESS | 01/22/2018 |
| PZ SUBMISSION | 02/12/2018 |

SHEET CONTENTS:
OVERALL PLAN - 1ST FLOOR

SHEET NO:
A-102

© 2018 Freeman French Freeman Inc.

2/7/2018 4:45:43 PM

1 A-103 OVERALL PLAN - 2ND FLOOR - PERIMETER HOUSING
SCALE: 1/16" = 1'-0"

## FLOOR PLAN GENERAL NOTES:

1. SEE 1/8" (WHERE APPLICABLE), 1/4" SCALE PLNS FOR DIMENSIONS, WALL TYPES ETC.
2. FIELD VERIFY ALL DIMENSIONS OF AND TO EXISTING BUILDING(S) AS THEY RELATE TO THIS WORK.
3. PLANS ARE TO BE VIEWED IN CONJUNCTION WITH ENLARGED PLANS,CIVIL, LANDSCAPE, STRUCTURAL, MEP, FP, AND ALL OTHER TRADES, AS APPROPRIATE. DISCREPANCIES ARE TO BE BROUGHT TO THE ARCHITECT'S ATTENTION FOR RESOLUTION BEFORE COMMENCING WORK.
4. ALL NON-ARCHITECTURAL INFORMATION SHOWN HERE IS FOR REFERENCE ONLY.
5. REFER TO CIVIL PLANS FOR LIMIT OF WORK.
6. VERIFY ALL TOP OF STEEL AND TOP OF CONCRETE FOOTING ELEVATIONS PRIOR TO NEW WORK.
7. REFER TO G200-G204 CODE PLANS FOR LOCATIONS OF SMOKE AND FIRE RESISTANT RATED CONSTRUCTION.
8. SEE COVER PAGE AND G-100 FOR REQUIREMENTS RELATED TO CONTINUITY OF THERMAL ENVELOPE AND AIR/ VAPOR BARRIER.
9. THE DISTANCE FROM THE HINGE SIDE OF THE DOOR TO THE FACE OF ADJACENT PERPENDICULAR WALL SHALL BE 6 INCHES (INCLUDING FRAME) UNLESS NOTED OTHERWISE.
10. KEEP STANDPIPES AND ASSOCIATED ASSEMBLIES CLEAR OF THE REQUIRED PATH OF EGRESS.
11. ALL VERTICAL AND HORIZONTAL PENETRATIONS THROUGH RATED ASSEMBLIES ARE TO BE BE SEALED WITH UL-LISTED FIRESAFING AND/OR SEALANT ASSEMBLIES TO MAINTAIN RATING.
12. REFER TO A003 THROUGH A006 FOR PARTITION TYPES AND GENERAL PARTITION DETAILS AND NOTES.
13. REFER TO A700 SERIES DRAWINGS FOR WINDOW, STOREFRONT AND CURTAIN-WALL TYPES.
14. REFER TO A900 SERIES DRAWINGS FOR DOOR SCHEDULE AND DETAILS.
15. REFER TO A900 SERIES DRAWINGS FOR FINISH SCHEDULE.

## FLOOR PLAN LEGEND

- NEW METAL STUD/ GWB WALL
- GWB COLUMN ENCLOSURE
- FEC — SEMI RECESSED FIRE EXTINGUISHER AND CABINET
- RL — RAIN LEADER

## PARKING LEGEND

- C — COMPACT CAR STALL
- ACCESSIBLE PARKING STALL
- DIRECTIONAL ARROWS
- PEDESTRIAN / NON-PARKING AREAS
- VALET PARKING STALLS

## AREA OF USE LEGEND

**INTERIOR:**

- RETAIL USE
- RETAIL USE- NOT AVAILABLE
- RETAIL - GROCERY
- OFFICE USE
- PARKING USE
- INDOOR OBSERVATION DECK
- CORE & CIRCULATION
- MEP/TOILET

**RESIDENTIAL:**

- STUDIO
- 1 BEDROOM
- 2 BEDROOM
- 3 BEDROOM
- INCL — INCLUSIONARY HOUSING
- RESIDENTIAL STORAGE
- RESIDENTIAL- OTHER

**EXTERIOR:**

- PERVIOUS ROOFSCAPE
- ACCESSIBLE ROOF
- PLAY SURFACE


fff
freeman | french | freeman
81 Maple Street • Burlington VT 05401
802•864•0844 • www.ffinc.com
Architecture • Planning • Interiors

P K S B
PKSB ARCHITECTS, PC
330 WEST 42 STREET
NEW YORK, NY 10036
212 594 2010
www.pksb.com

ENGINEERING VENTURES
Civil / Site Engineering

HARDY
Structural Engineering

Hallam ICS
Mechanical, Electrical, Plumbing, Fire Protection, Fire Alarm Engineering

GEO DESIGN
Geotechnical Engineering

SE GROUP
131 Church Street, Suite 300 • Burlington VT 05401
802-862-0098 • www.segroup.com
Landscape Architecture - Streetscapes

SIEMENS
Ingenuity for life
SIEMENS Building Technologies Division
(781)-589-4097
Tel/Data/Security/Smart Building Technology


# CITYPLACE BURLINGTON

NOT FOR CONSTRUCTION

OWNER
BTC MALL ASSOCIATES, LLC
A PROJECT BY
DEVONWOOD INVESTORS, LLC & ROUSE PROPERTIES, INC.
BRIAN HARPER, CEO
DON SHEK, MANAGING DIRECTOR

| | |
|---|---|
| FF PROJECT NO: A1636.00 | PKSB PROJECT NO: 1317 |
| ORIGINATION DATE: 08/01/17 | SCALE: 1/16" = 1'-0" |
| DRAWN BY: JM | CHECKED BY: JDR |

ISSUE LOG:

| | |
|---|---|
| Progress Print 75% PROGRESS | 10/01/2017 01/22/2018 |
| PZ SUBMISSION | 02/12/2018 |

SHEET CONTENTS:
OVERALL PLAN - 2ND FLOOR

SHEET NO:
A-103

© 2018 Freeman French Freeman Inc.

2/13/2018 4:02:01 PM

## FLOOR PLAN GENERAL NOTES:

1. SEE 1/8" (WHERE APPLICABLE), 1/4" SCALE PLNS FOR DIMENSIONS, WALL TYPES ETC.
2. FIELD VERIFY ALL DIMENSIONS OF AND TO EXISTING BUILDING(S) AS THEY RELATE TO THIS WORK.
3. PLANS ARE TO BE VIEWED IN CONJUNCTION WITH ENLARGED PLANS,CIVIL, LANDSCAPE, STRUCTURAL, MEP, FP, AND ALL OTHER TRADES, AS APPROPRIATE. DISCREPANCIES ARE TO BE BROUGHT TO THE ARCHITECT'S ATTENTION FOR RESOLUTION BEFORE COMMENCING WORK.
4. ALL NON-ARCHITECTURAL INFORMATION SHOWN HERE IS FOR REFERENCE ONLY.
5. REFER TO CIVIL PLANS FOR LIMIT OF WORK.
6. VERIFY ALL TOP OF STEEL AND TOP OF CONCRETE FOOTING ELEVATIONS PRIOR TO NEW WORK.
7. REFER TO G200-G204 CODE PLANS FOR LOCATIONS OF SMOKE AND FIRE RESISTANT RATED CONSTRUCTION.
8. SEE COVER PAGE AND G-100 FOR REQUIREMENTS RELATED TO CONTINUITY OF THERMAL ENVELOPE AND AIR/ VAPOR BARRIER.
9. THE DISTANCE FROM THE HINGE SIDE OF THE DOOR TO THE FACE OF ADJACENT PERPENDICULAR WALL SHALL BE 6 INCHES (INCLUDING FRAME) UNLESS NOTED OTHERWISE.
10. KEEP STANDPIPES AND ASSOCIATED ASSEMBLIES CLEAR OF THE REQUIRED PATH OF EGRESS.
11. ALL VERTICAL AND HORIZONTAL PENETRATIONS THROUGH RATED ASSEMBLIES ARE TO BE BE SEALED WITH UL-LISTED FIRESAFING AND/OR SEALANT ASSEMBLIES TO MAINTAIN RATING.
12. REFER TO A003 THROUGH A006 FOR PARTITION TYPES AND GENERAL PARTITION DETAILS AND NOTES.
13. REFER TO A700 SERIES DRAWINGS FOR WINDOW, STOREFRONT AND CURTAIN-WALL TYPES.
14. REFER TO A900 SERIES DRAWINGS FOR DOOR SCHEDULE AND DETAILS.
15. REFER TO A900 SERIES DRAWINGS FOR FINISH SCHEDULE.

## FLOOR PLAN LEGEND

- NEW METAL STUD/ GWB WALL
- GWB COLUMN ENCLOSURE
- FEC — SEMI RECESSED FIRE EXTINGUISHER AND CABINET
- RL — RAIN LEADER

## AREA OF USE LEGEND

**INTERIOR:**

- RETAIL USE
- RETAIL USE- NOT AVAILABLE
- RETAIL - GROCERY
- OFFICE USE
- PARKING USE
- INDOOR OBSERVATION DECK
- CORE & CIRCULATION
- MEP/TOILET

**RESIDENTIAL:**

- STUDIO
- 1 BEDROOM
- 2 BEDROOM
- 3 BEDROOM
- INCL — INCLUSIONARY HOUSING
- RESIDENTIAL STORAGE
- RESIDENTIAL- OTHER

**EXTERIOR:**

- PERVIOUS ROOFSCAPE
- ACCESSIBLE ROOF
- PLAY SURFACE


fff
freeman | french | freeman
81 Maple Street • Burlington VT 05401
802•864•0844 • www.ffinc.com
Architecture • Planning • Interiors

P K S B + PKSB ARCHITECTS, PC
330 WEST 42 STREET
NEW YORK, NY 10036
212 594 2010
www.pksb.com

ENGINEERING VENTURES
Civil / Site Engineering

HARDY
Structural Engineering

Hallam ICS
Mechanical, Electrical, Plumbing, Fire Protection, Fire Alarm Engineering

GEO DESIGN
Geotechnical Engineering

SE GROUP
131 Church Street, Suite 300 • Burlington VT 05401
802-862-0098 • www.segroup.com
Landscape Architecture - Streetscapes

SIEMENS
Ingenuity for life
SIEMENS Building Technologies Division
(781)-589-4097
Tel/Data/Security/Smart Building Technology


# CITYPLACE BURLINGTON

## NOT FOR CONSTRUCTION

OWNER
BTG MALL ASSOCIATES, LLC
A PROJECT BY
DEVONWOOD INVESTORS, LLC & ROUSE PROPERTIES, INC.
BRIAN HARPER, CEO
DON SINEK, MANAGING DIRECTOR

| FFF PROJECT NO: | PKSB PROJECT NO: |
|---|---|
| A1636.00 | 1317 |
| ORIGINATION DATE: 08/01/17 | SCALE: 1/16" = 1'-0" |
| DRAWN BY: JM | CHECKED BY: JDR |

ISSUE LOG:

| | |
|---|---|
| Progress Print | 10/01/2017 |
| 75% PROGRESS | 01/22/2018 |
| PZ SUBMISSION | 02/12/2018 |

SHEET CONTENTS:

OVERALL PLAN - 3RD FLOOR

SHEET NO:

A-104

© 2018 Freeman French Freeman Inc.

## FLOOR PLAN GENERAL NOTES:

1. SEE 1/8" (WHERE APPLICABLE), 1/4" SCALE PLNS FOR DIMENSIONS, WALL TYPES ETC.
2. FIELD VERIFY ALL DIMENSIONS OF AND TO EXISTING BUILDING(S) AS THEY RELATE TO THIS WORK.
3. PLANS ARE TO BE VIEWED IN CONJUNCTION WITH ENLARGED PLANS,CIVIL, LANDSCAPE, STRUCTURAL, MEP, FP, AND ALL OTHER TRADES, AS APPROPRIATE. DISCREPANCIES ARE TO BE BROUGHT TO THE ARCHITECT'S ATTENTION FOR RESOLUTION BEFORE COMMENCING WORK.
4. ALL NON-ARCHITECTURAL INFORMATION SHOWN HERE IS FOR REFERENCE ONLY.
5. REFER TO CIVIL PLANS FOR LIMIT OF WORK.
6. VERIFY ALL TOP OF STEEL AND TOP OF CONCRETE FOOTING ELEVATIONS PRIOR TO NEW WORK.
7. REFER TO G200-G204 CODE PLANS FOR LOCATIONS OF SMOKE AND FIRE RESISTANT RATED CONSTRUCTION.
8. SEE COVER PAGE AND G-100 FOR REQUIREMENTS RELATED TO CONTINUITY OF THERMAL ENVELOPE AND AIR/ VAPOR BARRIER.
9. THE DISTANCE FROM THE HINGE SIDE OF THE DOOR TO THE FACE OF ADJACENT PERPENDICULAR WALL SHALL BE 6 INCHES (INCLUDING FRAME) UNLESS NOTED OTHERWISE.
10. KEEP STANDPIPES AND ASSOCIATED ASSEMBLIES CLEAR OF THE REQUIRED PATH OF EGRESS.
11. ALL VERTICAL AND HORIZONTAL PENETRATIONS THROUGH RATED ASSEMBLIES ARE TO BE SEALED WITH UL-LISTED FIRESAFING AND/OR SEALANT ASSEMBLIES TO MAINTAIN RATING.
12. REFER TO A003 THROUGH A006 FOR PARTITION TYPES AND GENERAL PARTITION DETAILS AND NOTES.
13. REFER TO A700 SERIES DRAWINGS FOR WINDOW, STOREFRONT AND CURTAIN-WALL TYPES.
14. REFER TO A900 SERIES DRAWINGS FOR DOOR SCHEDULE AND DETAILS.
15. REFER TO A900 SERIES DRAWINGS FOR FINISH SCHEDULE.

## FLOOR PLAN LEGEND

- NEW METAL STUD/ GWB WALL
- GWB COLUMN ENCLOSURE
- FEC — SEMI RECESSED FIRE EXTINGUISHER AND CABINET
- RL — RAIN LEADER

## AREA OF USE LEGEND

**INTERIOR:**

- RETAIL USE
- RETAIL USE- NOT AVAILABLE
- RETAIL - GROCERY
- OFFICE USE
- PARKING USE
- INDOOR OBSERVATION DECK
- CORE & CIRCULATION
- MEP/TOILET

**RESIDENTIAL:**

- STUDIO
- 1 BEDROOM
- 2 BEDROOM
- 3 BEDROOM
- INCL — INCLUSIONARY HOUSING
- RESIDENTIAL STORAGE
- RESIDENTIAL- OTHER

**EXTERIOR:**

- PERVIOUS ROOFSCAPE
- ACCESSIBLE ROOF
- PLAY SURFACE


freeman | french | freeman
81 Maple Street • Burlington VT 05401
802•864•0844 • www.ffinc.com
Architecture • Planning • Interiors

PKSB ARCHITECTS, PC
330 WEST 42 STREET
NEW YORK, NY 10036
212 594 2010
www.pksb.com

ENGINEERING VENTURES
Civil / Site Engineering

HARDY
Structural Engineering

Hallam-ICS
Mechanical, Electrical, Plumbing, Fire Protection, Fire Alarm Engineering

GEO DESIGN
Geotechnical Engineering

SE GROUP
131 Church Street, Suite 300 • Burlington VT 05401
802-862-0098 • www.segroup.com
Landscape Architecture - Streetscapes

SIEMENS
Tel/Data/Security/Smart Building Technology


# CITYPLACE BURLINGTON

## NOT FOR CONSTRUCTION

OWNER
BTC MALL ASSOCIATES, LLC
A PROJECT BY
DEVONWOOD INVESTORS, LLC & ROUSE PROPERTIES, INC.
DON SINDE, MANAGING DIRECTOR
BRIAN HARPER, CEO

| | |
|---|---|
| FF PROJECT NO: A1636.00 | PKSB PROJECT NO: 1317 |
| ORIGINATION DATE: 08/01/17 | SCALE: 1/16" = 1'-0" |
| DRAWN BY: JM | CHECKED BY: JDR |

ISSUE LOG:

| | |
|---|---|
| Progress Print | 10/01/2017 |
| 75% PROGRESS | 01/22/2018 |
| PZ SUBMISSION | 02/12/2018 |

SHEET CONTENTS:

**OVERALL PLAN - 4TH FLOOR**

SHEET NO:

**A-105**

© 2018 Freeman French Freeman Inc.

2/13/2018 4:15:42 PM

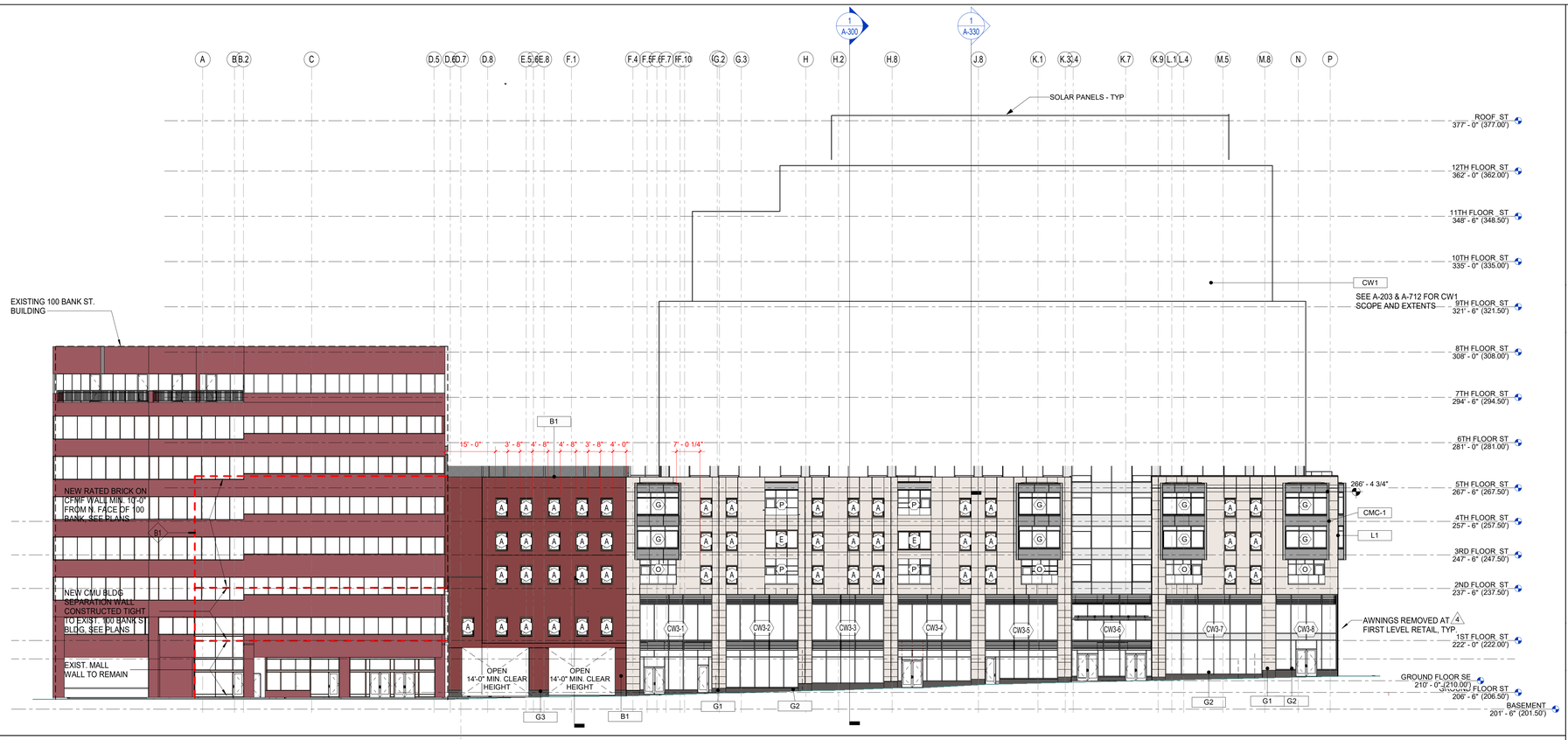


8 A-200 SOUTH (BANK STREET) ELEVATION
SCALE: 1/16" = 1'-0"

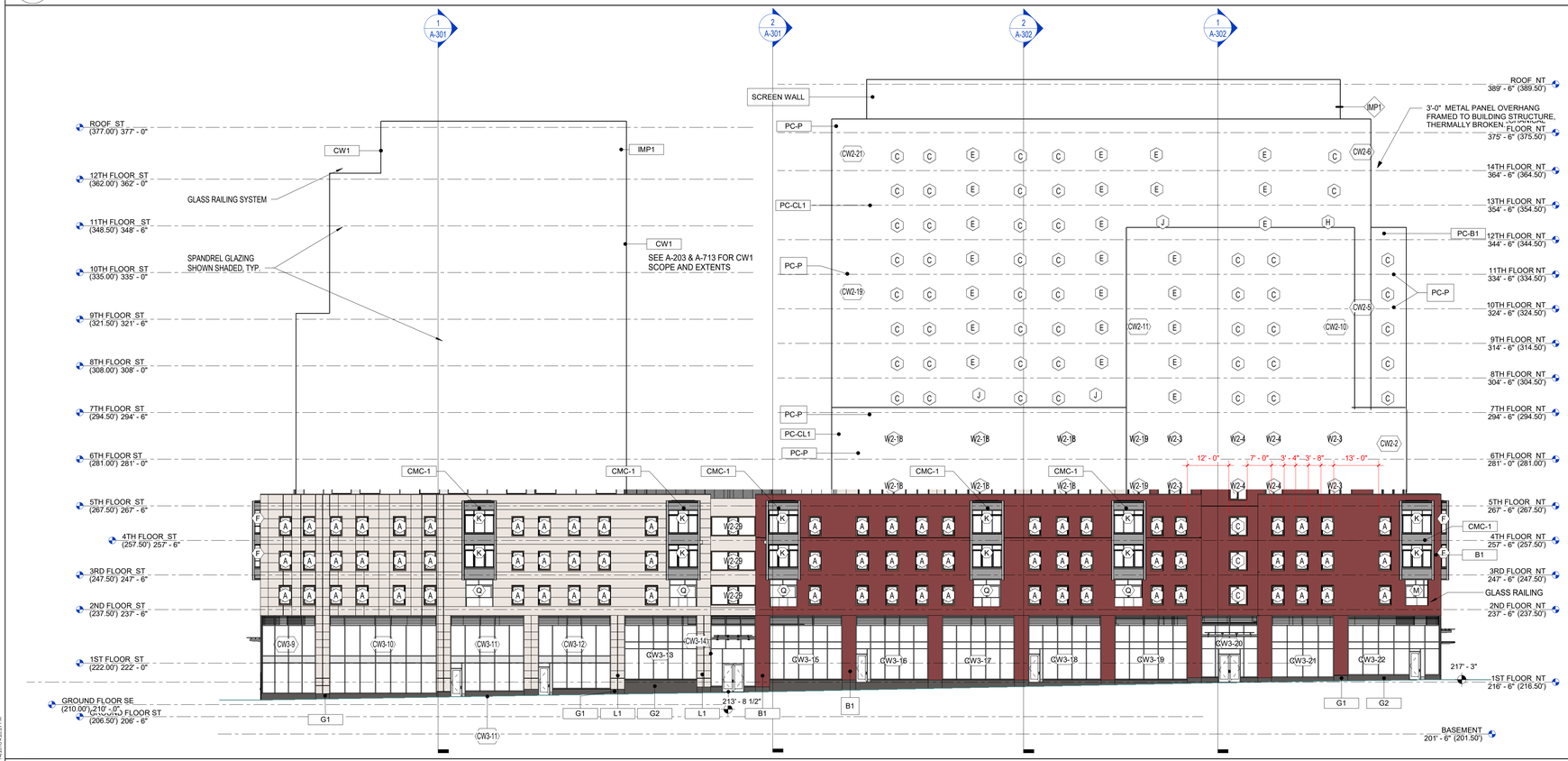


7 A-200 EAST (ST. PAUL STREET) ELEVATION
SCALE: 1/16" = 1'-0"

2/12/2018 4:20:29 PM


freeman | french | freeman
81 Maple Street • Burlington VT 05401
802•864•0844 • www.fffinc.com
Architecture • Planning • Interiors

PKSB ARCHITECTS, PC
330 WEST 42 STREET
NEW YORK, NY 10036
212 594 2010
www.pksb.com

ENGINEERING VENTURES
Civil / Site Engineering

HARDY STRUCTURAL ENGINEERING
Structural Engineering

Hallam-ICS
Mechanical, Electrical, Plumbing, Fire Protection, Fire Alarm Engineering

GEO DESIGN
Geotechnical Engineering

SE GROUP
131 Church Street, Suite 300 • Burlington VT 05401
802-862-0098 • www.segroup.com
Landscape Architecture - Streetscapes

SIEMENS
Building Technologies Division
(781)-589-4097
Tel/Data/Security/Smart Building Technology


# CITYPLACE BURLINGTON

NOT FOR CONSTRUCTION

OWNER
BTC MALL ASSOCIATES, LLC
A PROJECT BY
DEVONWOOD INVESTORS, LLC & ROUSE PROPERTIES, INC.
DON SINDE, MANAGING DIRECTOR
BRIAN HARPER, CEO

| FFF PROJECT NO. | PKSB PROJECT NO. |
|---|---|
| A1636.00 | 1317 |
| ORIGINATION DATE: 12/14/16 | SCALE: 1/16" = 1'-0" |
| DRAWN BY: CL | CHECKED BY: JDR |

ISSUE LOG:

| | |
|---|---|
| Bid Package 1 | 10/01/2017 |
| 2-BP1 A02 | 11/02/2017 |
| 75% PROGRESS | 01/22/2018 |
| REVISION #5 | 01/24/2018 |
| PZ SUBMISSION | 02/12/2018 |

SHEET CONTENTS:
ELEVATIONS - BANK STREET & ST. PAUL STREET

SHEET NO:
A-200

© 2018 Freeman French Freeman Inc.

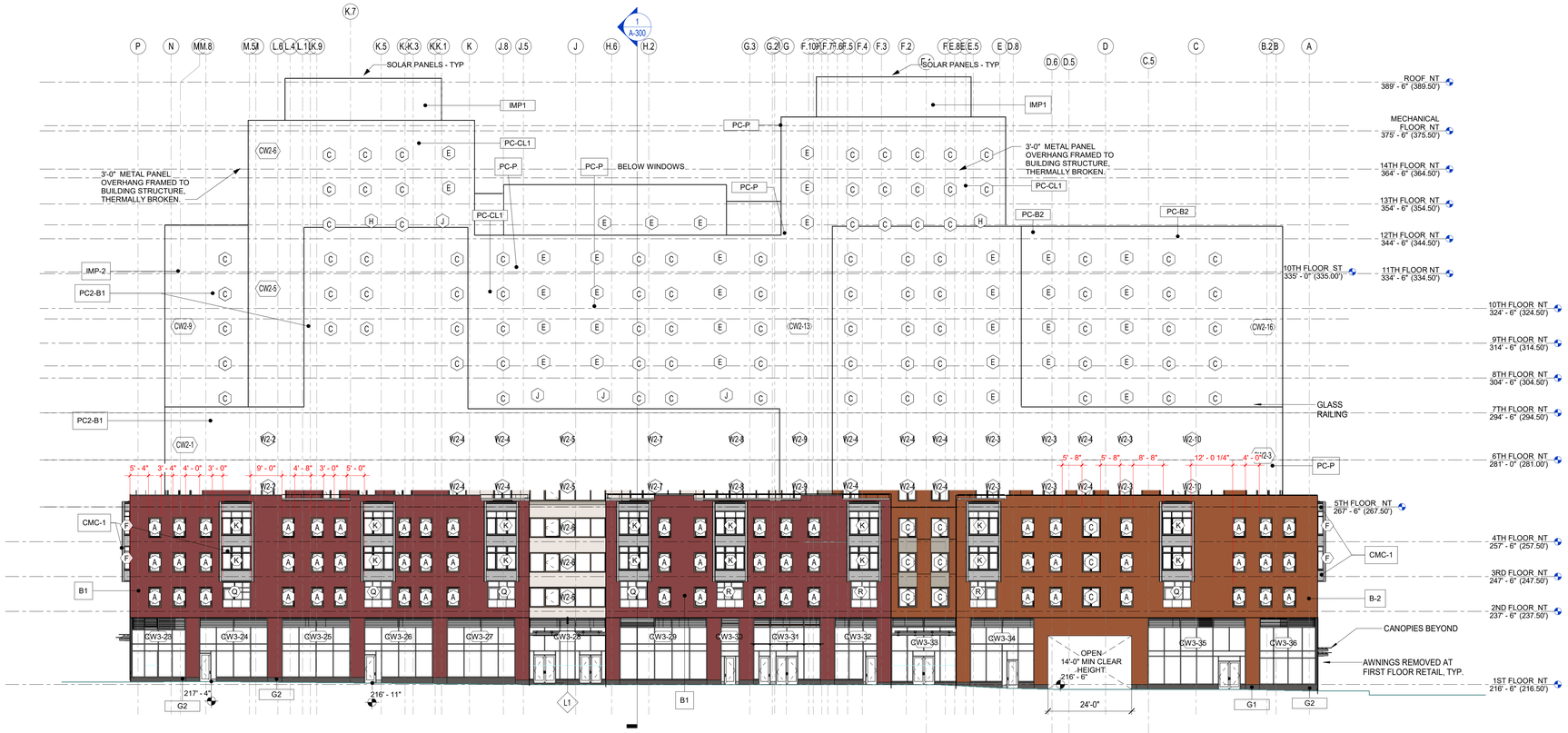


8 A-201 NORTH (CHERRY STREET) ELEVATION
SCALE: 1/16" = 1'-0"

7 A-201 WEST (PINE STREET) ELEVATION
SCALE: 1/16" = 1'-0"


fff
freeman | french | freeman
81 Maple Street • Burlington VT 05401
802•864•0844 • www.ffinc.com
Architecture • Planning • Interiors

PKSB ARCHITECTS, PC
330 WEST 42 STREET
NEW YORK, NY 10036
212 594 2010
www.pksb.com

ENGINEERING VENTURES
Civil / Site Engineering

HARDY STRUCTURAL ENGINEERING
Structural Engineering

Hallam-ICS
Mechanical, Electrical, Plumbing, Fire Protection, Fire Alarm Engineering

GEODESIGN
Geotechnical Engineering

SE GROUP
131 Church Street, Suite 300 • Burlington VT 05401
802-862-0098 • www.segroup.com
Landscape Architecture - Streetscapes

SIEMENS
Building Technologies Division
(781)-589-4097
Tel/Data/Security/Smart Building Technology


# CITY PLACE
## BURLINGTON
## NOT FOR CONSTRUCTION

OWNER
BTC MALL ASSOCIATES, LLC
A PROJECT BY
DEVONWOOD INVESTORS, LLC & ROUSE PROPERTIES, INC.
BRIAN HARPER, CEO
DON SINER, MANAGING DIRECTOR

| | |
|---|---|
| FFF PROJECT NO: A1636.00 | PKSB PROJECT NO: 1317 |
| ORIGINATION DATE: 12/14/16 | SCALE: 1/16" = 1'-0" |
| DRAWN BY: CL | CHECKED BY: JDR |

ISSUE LOG:

| | |
|---|---|
| Bid Package 1 | 10/01/2017 |
| 2-BP1 A02 | 11/02/2017 |
| 75% PROGRESS | 01/22/2018 |
| REVISION #5 | 01/24/2018 |
| PZ SUBMISSION | 02/12/2018 |

SHEET CONTENTS:
ELEVATIONS - CHERRY STREET & PINE STREET

SHEET NO:
A-201

© 2018 Freeman French Freeman Inc.

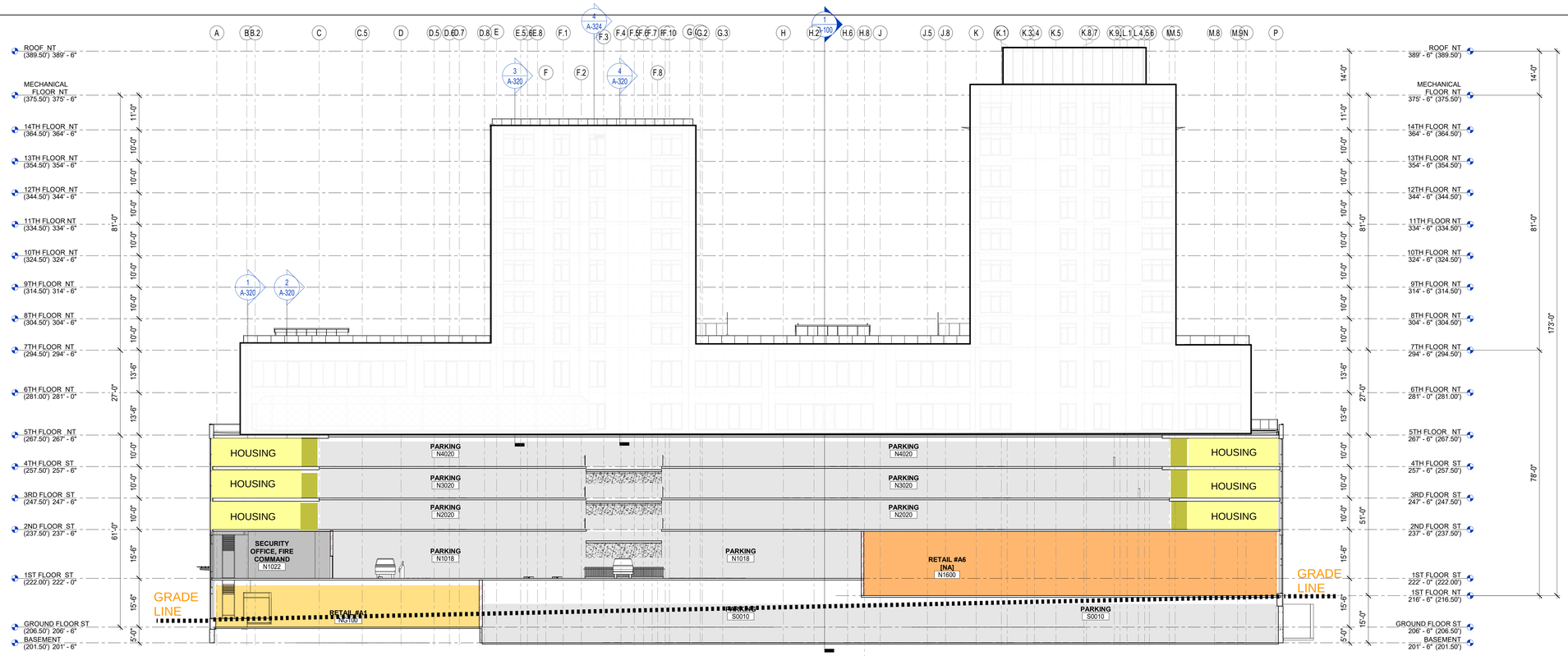


2 A-301 SECTION - EAST/WEST THROUGH BASE

SCALE: 1/16" = 1'-0"

1/24/2018 5:29:47 PM


freeman | french | freeman
81 Maple Street • Burlington VT 05401
802•864•0844 • www.ffinc.com
Architecture • Planning • Interiors

PKSB ARCHITECTS, PC
330 WEST 42 STREET
NEW YORK, NY 10036
212 594 2010
www.pksb.com

ENGINEERING VENTURES
Civil / Site Engineering

HARDY STRUCTURAL ENGINEERING
Strucutral Engineering

Hallam ICS
Mechanical, Electrical, Plumbing, Fire Protection, Fire Alarm Engineering

GEODESIGN
Geotechnical Engineering

SE GROUP
131 Church Street, Suite 300 • Burlington VT 05401
802-862-0098 • www.segroup.com
Landscape Architecture - Streetscapes

SIEMENS
Building Technologies Division
(781)-589-4097
Tel/Data/Security/Smart Building Technology


# CITY PLACE
## BURLINGTON
## NOT FOR CONSTRUCTION

OWNER
BTC MALL ASSOCIATES, LLC
A PROJECT BY
DEVONWOOD INVESTORS, LLC & ROUSE PROPERTIES, INC.
EDWIN SHNEK, MANAGING DIRECTOR
BRIAN HARPER, CEO

| | |
|---|---|
| FFF PROJECT NO: A1636.00 | PKSB PROJECT NO: 1317 |
| ORIGINATION DATE: 12/06/16 | SCALE: 1/16" = 1'-0" |
| DRAWN BY: JM | CHECKED BY: JDR |

ISSUE LOG:

| | |
|---|---|
| Progress Print | 10/01/2017 |
| 75% PROGRESS | 01/22/2018 |
| PZ SUBMISSION | 02/12/2018 |

SHEET CONTENTS:

BUILDING SECTIONS II

SHEET NO:

A-301

© 2018 Freeman French Freeman Inc.

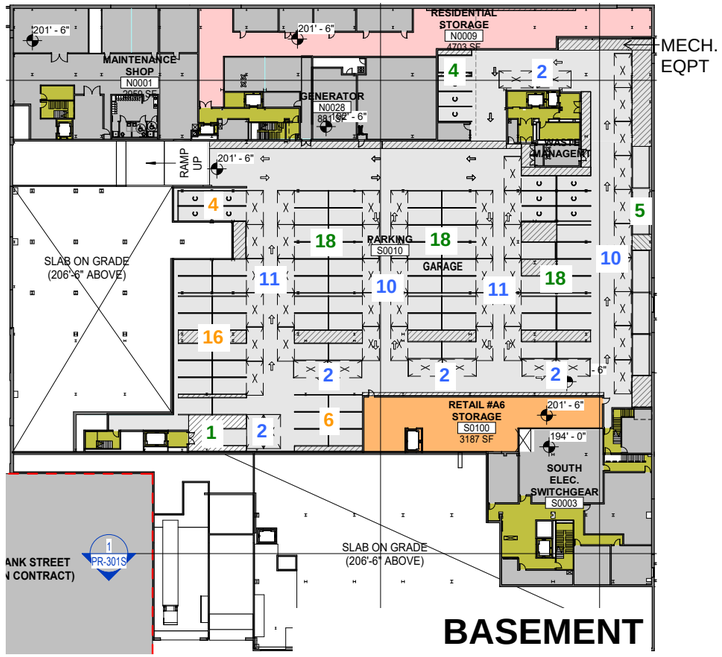


BASEMENT

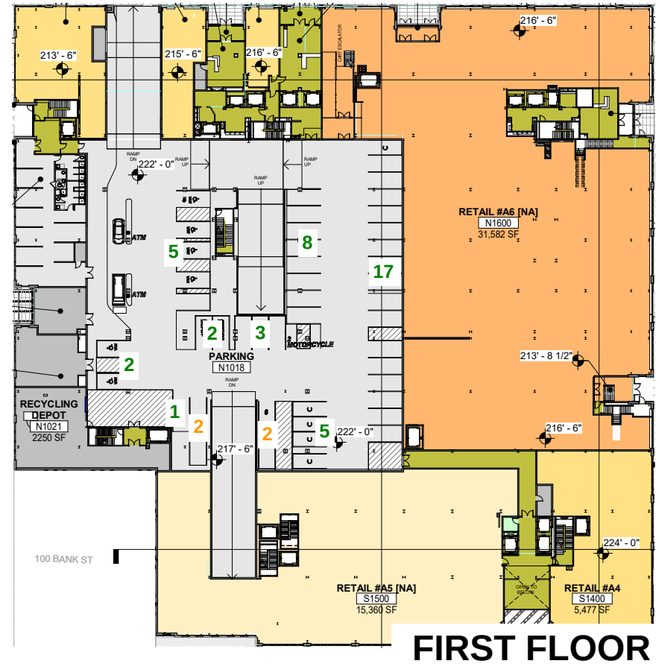


FIRST FLOOR

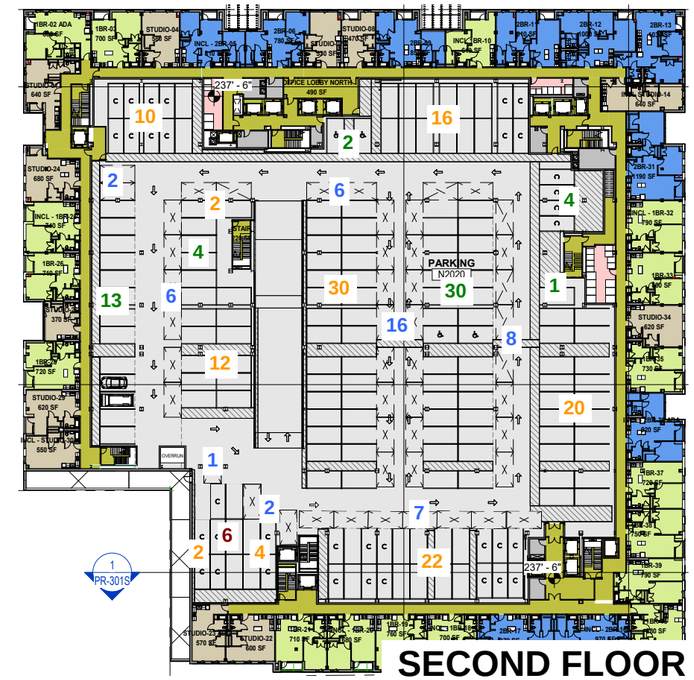


SECOND FLOOR

THIRD FLOOR

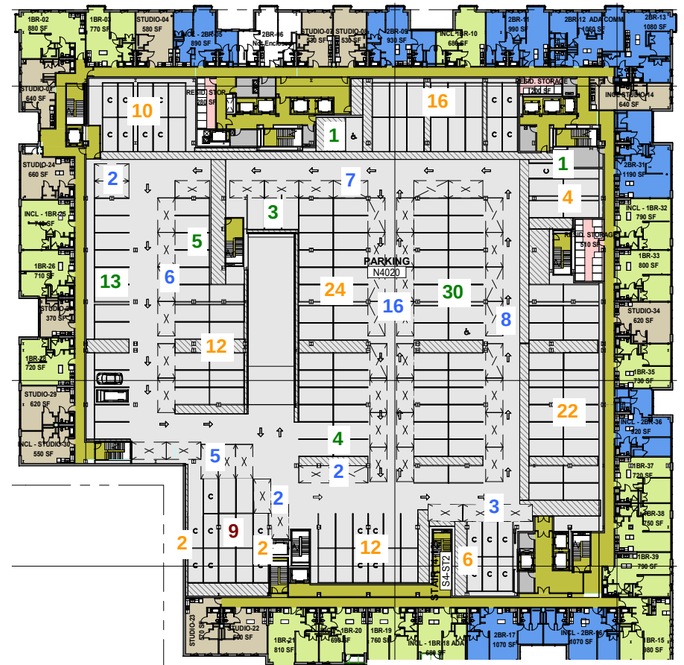


FOURTH FLOOR

| | actual | B x1.75 | 1 | 2 | 3 | 4 | TOTAL | |
|---|---|---|---|---|---|---|---|---|
| OPEN | 64 | 112 | 43 | 54 | 55 | 57 | 321 | |
| TANDEM | 26 | 45.5 | 4 | 118 | 112 | 110 | 389 | |
| STACKED | 0 | 0 | 0 | 6 | 9 | 9 | 24 | |
| sub-total | | 157 | 47 | 178 | 176 | 176 | 734 | P&Z Reqt: 734 |
| VALET | | 52 | 0 | 48 | 54 | 51 | 205 | |
| TOTAL | | 209 | 47 | 226 | 230 | 227 | 939 | Total Reqt: 934 |

CITYPLACE BURLINGTON

BURLINGTON, VERMONT

freeman | french | freeman

© 2018 Freeman French Freeman, Inc.