2016 Consolidated Annual Performance &

Evaluation Report

City of Burlington, Vermont

Prepared by
Community & Economic Development Office
Room 32 – City Hall
149 Church Street
Burlington, Vermont, 05401
(802) 865-7144
www.burlingtonvt.gov/cedo

This document is available upon request in alternative formats for persons with disabilities.

OMB Control No: 2506-0117 (exp. 07/31/2015)

Table of Contents

CR-05 Goals and Outcomes…….. 3

CR-10 Racial and Ethnic Composition…… 12

CR-15 Resources and Investments…….. 15

CR-20 Affordable Housing…… 24

CR-25 Homeless and Other Special Needs…… 27

CR-30 Public Housing……. 33

CR-35 Other Actions…….. 35

CR-40 Monitoring……. 49

CR-45 CDBG…….. 51

CR-50 HOME……. 52

Appendix A: Community Indicators ……55

CR-05 - Goals and Outcomes

Progress the jurisdiction has made in carrying out its strategic plan and its action plan. 91.520(a)

This could be an overview that includes major initiatives and highlights that were proposed and executed throughout the program year.

The City's Community & Economic Development Office regularly prepares three major plans and reports about housing and community development. First, there is the City's Consolidated Plan for Housing & Community Development. The Consolidated Plan covers a five-year time period; provides detailed information about city demographics, the local housing market and the local economy; and outlines housing and community development needs and priorities.

Second, the City prepares an Action Plan each year to address the Consolidated Plan priorities. The Action Plan is a budget for spending the Community Development Block Grant (CDBG) and HOME Investment Partnership program (HOME) resources that the City receives from the U.S. Department of Housing & Urban Development (HUD). Each annual Action Plan details how the City plans to spend meet Consolidated Plan priorities. It must be submitted to HUD each year by May 15.

Third, after the close of each program year, the City prepares a Consolidated Annual Performance & Evaluation Report to report on progress and on CDBG and HOME expenditures during the year. The City is required to prepare the Consolidated Plan, annual Action Plans and annual Performance Reports in order to receive funding under the CDBG and HOME programs.

This Performance Report covers the fourth year of the five-year period covered by the City's 2013 Consolidated Plan for Housing & Community Development. It contains information on all CDBG and HOME projects that were funded, underway and/or completed during the program year beginning July 1, 2016 and ending June 30, 2017 (referred to as Program Year 2016). It also contains other information that may be of interest to the community, such as community indicators (Appendix A) and partner activities that contribute to the goals of the Consolidated Plan. The Report is due to HUD by September 30.

A Public Hearing was held before the Burlington City Council on September 25, 2017, concerning this Report. Comments were accepted at the Public Hearing as well as at the Community & Economic Development Office through September 26, 2017. We continue to solicit the input of our citizens about the effective allocation and expenditure of our CDBG and HOME resources and on housing and community development needs.

OMB Control No: 2506-0117 (exp. 06/30/2018)

Comparison of the proposed versus actual outcomes for each outcome measure submitted with the consolidated plan and explain, if applicable, why progress was not made toward meeting goals and objectives. 91.520(g)

Categories, priority levels, funding sources and amounts, outcomes/objectives, goal outcome indicators, units of measure, targets, actual outcomes/outputs, and percentage completed for each of the grantee's program year goals.

Goal	Category	Source / Amount	Indicator	Unit of Measure	Expected – Strategic Plan	Actual – Strategic Plan	Percent Complete	Expected – Program Year	Actual – Program Year	Percent Complete
DH 1.1 Protect the Vulnerable New Trans Housing	Affordable Housing Homeless	CDBG: $ / HOME: $	Overnight/Emergency Shelter/Transitional Housing Beds added	Beds	10	0	0.00%	12	0	0.00%
DH 1.2 Protect the Vulnerable New Perm Sup Housing	Affordable Housing Homeless Non-Homeless Special Needs	CDBG: $ / HOME: $	Rental units constructed	Household Housing Unit	36	6	16.60%	0	0	0%
DH 1.2 Protect the Vulnerable New Perm Sup Housing	Affordable Housing Homeless Non-Homeless Special Needs	CDBG: $ / HOME: $	Housing for Homeless added	Household Housing Unit	22	38	172.72%	7	7	100%
DH 2.1 Produce new affordable rental units.	Affordable Housing Non-Homeless Special Needs	CDBG: $ / HOME: $	Rental units constructed	Household Housing Unit	75	96	128.00%	36	84	233%

OMB Control No: 2506-0117 (exp. 06/30/2018)

DH 2.2 Promote Homeownership - New Owner Units	Affordable Housing	CDBG: $ / HOME: $	Homeowner Housing Added	Household Housing Unit	67	44	65.7%	12	0	0.00%
DH 2.3 Promote Homeownership - Buyer Assist	Affordable Housing	CDBG: $ / HOME: $	Direct Financial Assistance to Homebuyers	Households Assisted	91	75	82.4%	18	15	83.3%
DH 3.1 Preserve and Upgrade Existing Housing	Affordable Housing Non-Homeless Special Needs	CDBG: $ / HOME: $	Rental units rehabilitated	Household Housing Unit	287	141	49.12%	62	0	0.00%
DH 3.2 Acquire and Upgrade - Rehab Rental Units	Affordable Housing Non-Homeless Special Needs	CDBG: $ / HOME: $	Rental units rehabilitated	Household Housing Unit	225	175	77.77%	5	92	184%
DH 3.3 Acquire and Upgrade - Rehab Owner Units	Affordable Housing	CDBG: $ / HOME: $	Homeowner Housing Rehabilitated	Household Housing Unit	33	22	66.66%	4	2	50.00%
DH 3.4 Protect the Vulnerable - Housing Retention	Affordable Housing Homeless Non-Homeless Special Needs	CDBG: $ / HOME: $	Public service activities other than Low/Moderate Income Housing Benefit	Persons Assisted		902		0	147	

OMB Control No: 2506-0117 (exp. 06/30/2018)

DH 3.4 Protect the Vulnerable - Housing Retention	Affordable Housing Homeless Non-Homeless Special Needs	CDBG: $ / HOME: $	Public service activities for Low/Moderate Income Housing Benefit	Households Assisted	1605	2202	137.19%	190	219	0.00%
DH 3.5 Protect the Vulnerable Lead Hazard Reduce	Affordable Housing	CDBG: $ / HOME: $	Rental units rehabilitated	Household Housing Unit	60	124	206.66%	30	63	210.00%
DH 3.5 Protect the Vulnerable Lead Hazard Reduce	Affordable Housing	CDBG: $ / HOME: $	Homeowner Housing Rehabilitated	Household Housing Unit	41	33	80.5%	14	5	35.7%
EO 1.1 Retain/Create Jobs/MicroEnterprises	Non-Housing Community Development	CDBG: $ / HOME: $	Businesses assisted	Businesses Assisted	65	99	152.31%	6	36	600.00%
EO 1.2 Enhance Commercial Infrastructure	Non-Housing Community Development	CDBG: $ / HOME: $	Facade treatment/business building rehabilitation	Business	2	0	0.00%	0	0	0
EO 1.2 Enhance Commercial Infrastructure	Non-Housing Community Development	CDBG: $ / HOME: $	Jobs created/retained	Jobs	5	11	220.00%	2	0	0.00%
EO 1.2 Enhance Commercial Infrastructure	Non-Housing Community Development	CDBG: $ / HOME: $	Businesses assisted	Businesses Assisted	5	5	100.00%	2	2	0.00%

OMB Control No: 2506-0117 (exp. 06/30/2018)

EO 1.3 Reduce Economic Barriers - Access Resources	Non-Housing Community Development	CDBG: $ / HOME: $	Public service activities other than Low/Moderate Income Housing Benefit	Persons Assisted	3500	4335	123.86%	1200	1117	93.08%
EO 3.1 Reduce Economic Barriers - Child Care	Non-Housing Community Development	CDBG: $ / HOME: $	Public service activities other than Low/Moderate Income Housing Benefit	Persons Assisted	400	173	43.25%	35	48	137.14%
Planning and Administration	Planning and Adminstration	CDBG: $ / HOME: $	Other	Other	1	1	100.00%	1	1	100.00%
SL 1.1 Protect the Vulnerable Homeless Shlter/Serv	Homeless	CDBG: $ / HOME: $	Public service activities for Low/Moderate Income Housing Benefit	Households Assisted	4000	5429	135.72%	550	515	93.6%
SL 1.1 Protect the Vulnerable Homeless Shlter/Serv	Homeless	CDBG: $ / HOME: $	Homeless Person	Persons Assisted	100	268	268.00%	38	29	76.3%
SL 1.2 Provide Public Services At-Risk Pop. - Food	Non-Housing Community Development	CDBG: $ / HOME: $	Public service activities other than Low/Moderate Income Housing Benefit	Persons Assisted	20000	5877	29.39%	150	0	0.00%

OMB Control No: 2506-0117 (exp. 06/30/2018)

SL 1.3 Provide Public Services At-Risk Youth	Non-Housing Community Development	CDBG: $ / HOME: $	Public service activities other than Low/Moderate Income Housing Benefit	Persons Assisted	180	281	156.11%	75	78	104.00%
SL 1.4 Provide Public Services At Risk - Health	Non-Housing Community Development	CDBG: $ / HOME: $	Public service activities other than Low/Moderate Income Housing Benefit	Persons Assisted	1000	763	76.30%	0	0	0
5SL 3.1 Improve Public Facilities	Non-Housing Community Development	CDBG: $ / HOME: $	Public Facility or Infrastructure Activities other than Low/Moderate Income Housing Benefit	Persons Assisted	17000	1973	11.61%	6988	652	9.33%
SL 3.2 Improve Public Infrastructure	Non-Housing Community Development	CDBG: $ / HOME: $	Public Facility or Infrastructure Activities other than Low/Moderate Income Housing Benefit	Persons Assisted	42000	34821	82.91%	39815	0	0.00%
SL 3.3 Redevelop Brownfields	Affordable Housing Non-Housing Community Development	CDBG: $ / HOME: $	Brownfield acres remediated	Acre	5	7.33	146.66%	1	3.33	333.33%

Table 1 - Accomplishments – Program Year & Strategic Plan to Date

OMB Control No: 2506-0117 (exp. 06/30/2018)

Narrative on Progress:

Progress on long term projects for housing is slow but proceeding forward. The progress is detailed by goal.

DH 1.1 – The project at 95 North Ave was originally planned as transitional housing and will now be classified as permanent housing. With HUD's changing priorities placing less emphasis on transitional housing, this goal will not be reached during this Consolidated Plan. Nor will this goal be included in the next 5 year plan.

DH 1.2 – Although not funded with Entitlement Funds, our area added 19 units of permanent supportive housing for the homeless this past year and with the units at 95 North Ave counted next year, a total of 47 PSH units will have been added which exceeds our goal.

DH 2.1 Produce new affordable rental units – this goal has been met and exceeded for this Consolidated Plan and a new number and goal added to the next 5 year Consolidated Plan.

DH 2.3 Buyer Assist Homeownership is lower this year. This goal should still be reached during the 5 year plan.

DH 3.1 Preserve and Upgrade Existing Housing included renovations at Pearl Union SRO and scattered site Burlington Housing Rental Improvement Program. Both projects are progressing. The City expects to achieve 70% of this goal. New goals will be set for the next 5 year Consolidated Plan.

DH 3.5 Our lead goals were reached within the combination of owner and rental units.

EO 1.1 Retain/Create Jobs/Microenterprises - The program metrics have changed and we are counting people served, businesses assisted and not jobs created.

EO 1.2 – We have documented the number of jobs created with CEDO's technical assistance. In addition, more businesses received general technical assistance.

EO 1.3 – Since we are only at 43% of this goal for reducing economic barriers through the provision of child care, our program will focus on this goal for the next year so we hope to come closer to reaching our goal.

SL 1.2 - Provide Public Services At-Risk Pop. – Food – While CDBG funds are being used to assist the Foodshelf with much needed renovations in

OMB Control No: 2506-0117 (exp. 06/30/2018)

the coming year, it is expected the goal will be at 60% at the end of the 5 year period.

SL 1.4 – Provide Health-related Public Services for at risk populations – this goal should be reached in this coming year with improvements to local health facilities.

SL 3.1 Improve Public Facilities – This yearpart of the bike path by the waterfront was completed along with construction at Ethan Allen Residences.

Assess how the jurisdiction's use of funds, particularly CDBG, addresses the priorities and specific objectives identified in the plan, giving special attention to the highest priority activities identified.

The City is spending 75% its CDBG and HOME dollars on high priority activities to include most housing and economic development projects. The remaining 25% pent on medium priority activities. Burlington continues to focus almost 80% of expenditures assisting low-and moderate income persons.

Highlights of Outcomes

The City's highest priority under its Consolidated Plan is affordable housing. Highlights include:

- The Burlington Lead Program performed Lead Hazard Control activities in 68 housing units, performed Healthy Home interventions in 38 housing units, trained 191 individuals on the VT Essential Maintenance Practices Lead Law (EMP), and conducted 30 Outreach and Education events that reached over 1,900 individuals. Over $1.2million was allocated to complete the activities.
- Home sharing and home-based senior services helped 219 residents remain housed and living independently.
- ReSource Youthbuild Program weatherized 6 units of low income housing while training 18 students to gain marketable skills in

OMB Control No: 2506-0117 (exp. 06/30/2018)

construction and weatherization.

- Progress was made toward the goals of preserving the affordability of 70 affordable units and assessing their capital improvements.
- Rehabilitation and preservation of 64 affordable rental units at South Meadow is complete.
- Construction of 40 new affordable units on Bright Street is complete.
- Fourteen studio and one-bedroom apartments, with a focus on the homeless and/or low income population, at 95 North Avenue are complete.

Economic opportunity is the City's next overall priority. Highlights include:

- CEDO provided technical assistance to 33 current or potential entrepreneurs, including finding commercial space, help with permitting or market research. One new business was created and 3 businesses expanded.
- CEDO provided direct assistance to City Market regarding their expansion to the South End. Continued work on the proposed redevelopment of Burlington Town Center and outreach to local businesses on Church Street. CEDO also developed a soon to be launched Revolving Loan Fund application and program.
- The Women's Small Business Program assisted 29 women with training and technical assistance. 13 new businesses started and 15 businesses expanded.
- Volunteer Income Tax Assistance program served 1,069 persons with tax assistance, participants received approximately $248,326 in State Tax refunds, and over $112,568 in Renter Rebates.
- Eighty-five percent of the children served in LUND's early childhood program are low-income and 62% achieved developmentally appropriate milestones.

A suitable living environment is the City's third priority. Highlights include:

- CDBG-funded agencies provided shelter and services to over 544 homeless residents.
- The construction of the Waterfront part of the Bikepath is complete. Development work is supporting the Lake Champlain Community Sailing Center, New Moran and Harbor Marina.
- Accessibility improvements for Ethan Allen Residences are complete.

OMB Control No: 2506-0117 (exp. 06/30/2018)

CR-10 - Racial and Ethnic composition of families assisted

Describe the families assisted (including the racial and ethnic status of families assisted). 91.520(a)

	CDBG	HOME
White	1,900	5
Black or African American	249	1
Asian	324	0
American Indian or American Native	22	0
Native Hawaiian or Other Pacific Islander	1	0
Total	**2,496**	**6**
Hispanic	77	0
Not Hispanic	2,419	6

Table 2 – Table of assistance to racial and ethnic populations by source of funds

Narrative

The City's CDBG expenditures continue to be focused on those at the lowest income levels. The chart below shows CDBG expenditures by income level for this program year, for all completed programs/projects. Over 97% of those served are low to moderate income persons.

The racial mix reflects a growing disparity in relation to the population as a whole. For the following statistics, the 2015 American Community Survey figures by race and ethnicity are compared to racial composition of CDBG beneficiaries served. The majority of the beneficiaries served with CDBG funds are white, but still considerably less than the population of Burlington as a whole – 76%/92.5%. Black/African Americans comprise 10% of the CDBG population, compared to 5% of the general population. Asians are 13% of CDBG beneficiaries versus 6.5% of the total population. Hispanic or Latino of any race consists of 2.9% of the Burlington population and 3% of the CDBG population.

OMB Control No: 2506-0117 (exp. 06/30/2018)

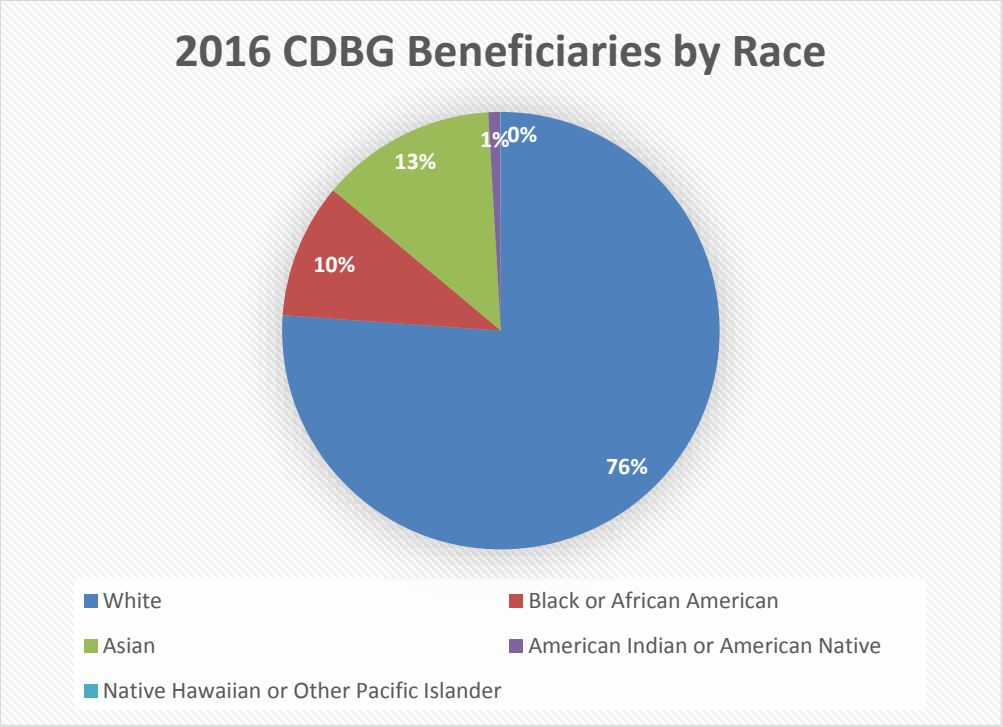

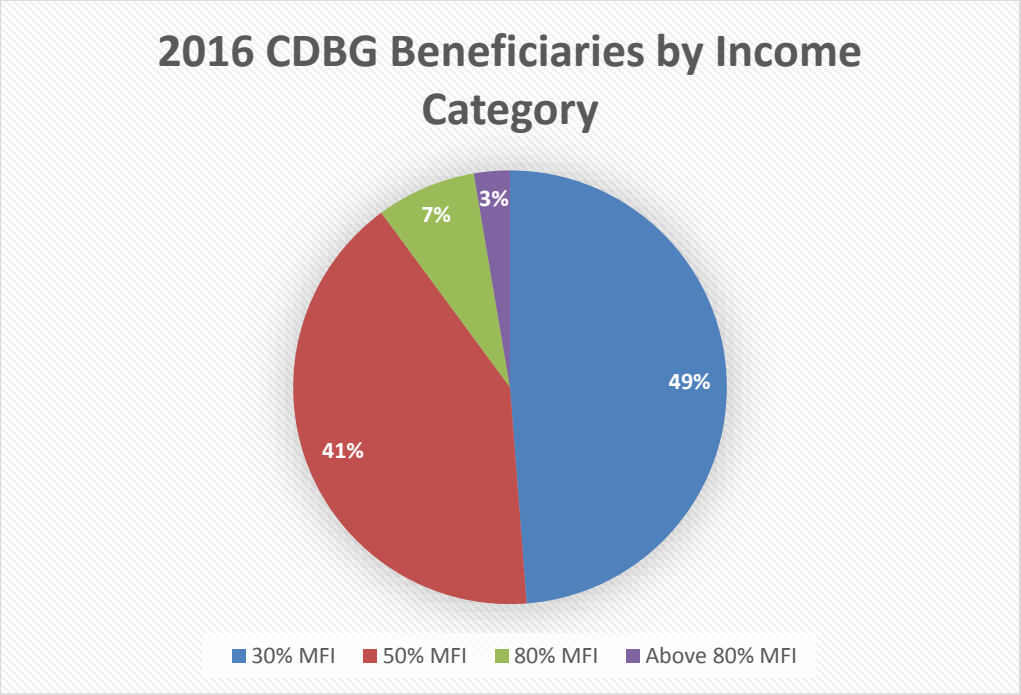

OMB Control No: 2506-0117 (exp. 06/30/2018)

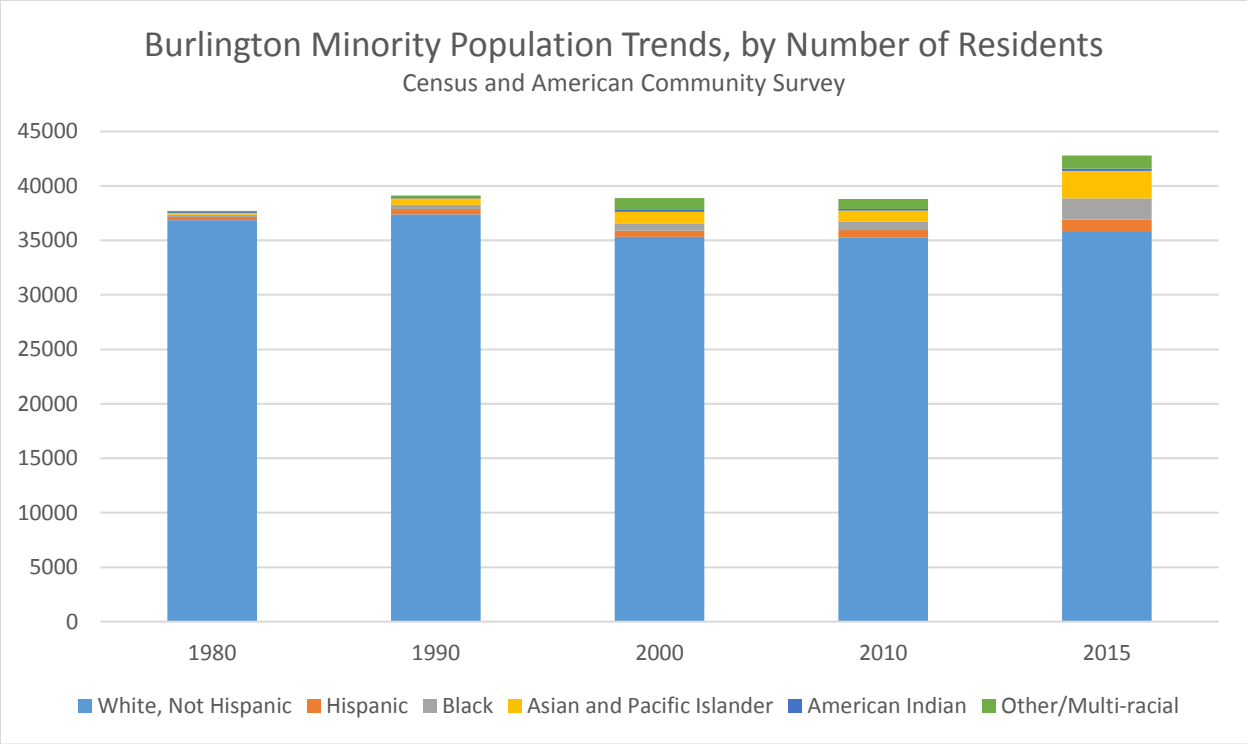

OMB Control No: 2506-0117 (exp. 06/30/2018)

CR-15 - Resources and Investments 91.520(a)

Identify the resources made available

Source of Funds	Source	Resources Made Available	Amount Expended During Program Year
CDBG	CDBG	1,448,727	653,439
HOME	HOME	1,084,065	548,734

Table 3 - Resources Made Available

Narrative

The resources available to our City, to serve our low- and moderate income residents, include federal, state, local and private sources. With Entitlement funds, the City expended $653,439 of CDBG funds and $548,734 in HOME funds. The City also spent $121,841 in Healthy Homes and $1.2 million in Lead Hazard Control funding and $582,256 in community justice grants. The additional leveraged funds, including match and CDBG leveraged dollars are detailed in the following sections.

Identify the geographic distribution and location of investments

Target Area	Planned Percentage of Allocation	Actual Percentage of Allocation	Narrative Description
City-Wide Area	25	23	Low-Mod Income areas City Wide
NEIGHBORHOOD REVITALIZATION STRATEGY AREA	75	77	

Table 4 – Identify the geographic distribution and location of investments

Narrative

In general, the Burlington targets its CDBG and HOME funds to the City's Neighborhood Revitalization Strategy Area. The Neighborhood Revitalization Strategy Area (NRSA) includes census tracts 3, 4, 5, 6 and 10 – roughly, the Old North End, downtown and the waterfront, Ward One including the Riverside Avenue corridor, and the area west of Pine Street down to Flynn Avenue. The NRSA is shaded in purple on the map that follows.

Of total non-administrative CDBG and HOME expenditures, $387,000 was spent on programs /projects located in the NRSA this year. Programs located outside the NRSA, such as the Champlain Valley Agency on Aging's Complex Case Management program for seniors, serve a number of NRSA residents. So the dollar amount of NRSA expenditures is an estimate, not an exact number, of funds benefitting NRSA residents.

OMB Control No: 2506-0117 (exp. 06/30/2018)

The implementation strategies for the Burlington Neighborhood Revitalization Strategy Area are

outlined below, together with the actions that the City proposed to take in Program Year 2016 with its CDBG and HOME resources:

1. Stimulate and support business growth/development on Riverside Ave., Smart Growth area, North Street area and downtown.

Funded Projects/Programs:

- Sustainable Economic Development Strategies
- MicroEnterprise Assistance
- Women's Small Business Program
- Brownfields Program

Annual Benchmarks:

Projected	Actual
3 new business start-ups assisted in the Target Area	14 new business start-ups assisted in Target Area
3 businesses retained/expanded in the Target Area	18 businesses retained/expanded in the Target Area
3 jobs created / retained in the Target Area	0 jobs were created/retained in the Target Area

2. Support workforce development and asset building opportunities for low- and moderate-income residents.

Funded Projects/Programs:

- YouthBuild Burlington
- Women's Small Business Program
- Volunteer Income Tax Assistance

Annual Benchmarks:

Projected	Actual
1 job training program serving Target Area residents	YouthBuild Burlington trained 16 residents in weatherization and other construction skills
2 entrepreneurial training programs serving Target Area residents	The Women's Small Business Program served 20 Target Area residents and CEDO's

	MicroEnterprise Program served 12 Target Area residents
1 program providing Target Area residents with access to tax refunds and associated savings opportunities and/or credit education/repair programs	The Volunteer Income Tax Assistance and the Low-Income Credit Action programs both operated in the Target Area

3. Create and preserve decent, safe and affordable housing in the Target Area.

Funded Projects/Programs:

- Champlain Housing Trust
- Housing Initiatives Program
- YouthBuild Burlington
- HOME

Annual Benchmarks:

Projected	Actual
3 units of rehabbed housing in Target Area	3 rehabbed housing units
40 units of affordable housing created in Target Area	40 units of affordable housing created in Target Area

4. Enhance a suitable living environment in Target Area neighborhoods through infrastructure improvements and public safety and quality of life organizing efforts.

Funded Programs/Projects:

- Neighborhood Revitalization

Annual Benchmarks:

Projected	Actual

OMB Control No: 2506-0117 (exp. 06/30/2018)

Continued investment into infrastructure in NRSA	Completion of Waterfront Access North Project; beginning of St. Joseph's community center

OMB Control No: 2506-0117 (exp. 06/30/2018)

Leveraging

Explain how federal funds leveraged additional resources (private, state and local funds), including a description of how matching requirements were satisfied, as well as how any publicly owned land or property located within the jurisdiction that were used to address the needs identified in the plan.

The City leveraged $4,606,920 of other public and private resources to meet identified needs through activities completed this year. These are other funds that the City and its subgrantees raised for their completed CDBG-funded activities as well as funds invested by outside entities. The sources of leveraged funds for HOME are in the table below. In addition, the leveraged funds by program type, Public Services, Housing, Economic Development, and Public Facilities/Infrastructure are detailed in the table labeled - CDBG Leveraged Funds in the following pages.

Table 5 – Fiscal Year Summary - HOME Match Report

Fiscal Year Summary – HOME Match	
1. Excess match from prior Federal fiscal year	940866.30
2. Match contributed during current Federal fiscal year	0
3. Total match available for current Federal fiscal year (Line 1 plus Line 2)	940866.30
4. Match liability for current Federal fiscal year	52307.90
5. Excess match carried over to next Federal fiscal year (Line 3 minus Line 4)	888558.40

Match Contribution for the Federal Fiscal Year								
Project No. or Other ID	**Date of Contribution**	**Cash (non-Federal sources)**	**Foregone Taxes, Fees, Charges**	**Appraised Land/Real Property**	**Required Infrastructure**	**Site Preparation, Construction Materials, Donated labor**	**Bond Financing**	**Total Match**
0	0	0	0	0	0	0	0	0

Table 6 – Match Contribution for the Federal Fiscal Year

HOME MBE/WBE report

Program Income – Enter the program amounts for the reporting period				
Balance on hand at begin-ning of reporting period $	**Amount received during reporting period $**	**Total amount expended during reporting period $**	**Amount expended for TBRA $**	**Balance on hand at end of reporting period $**
449	950	1254	0	145

OMB Control No: 2506-0117 (exp. 06/30/2018)

Minority Business Enterprises and Women Business Enterprises – Indicate the number and dollar value of contracts for HOME projects completed during the reporting period						
	Total	**Minority Business Enterprises**				**White Non-Hispanic**
		Alaskan Native or American Indian	**Asian or Pacific Islander**	**Black Non-Hispanic**	**Hispanic**	
Contracts						
Dollar Amount	8,347,309	0	0	0	0	8,347,309
Number	8	0	0	0	0	8
Sub-Contracts						
Number	24	0	0	0	0	24
Dollar Amount	5,545,317	0	0	0	0	5,545,317

	Total	**Women Business Enterprises**	**Male**
Contracts			
Dollar Amount	8,347,309	12,805	8,334,504
Number	8	2	6
Sub-Contracts			
Number	24	3	21
Dollar Amount	5,545,317	1,164,513	4,380,804

Table 7 - Minority Business and Women Business Enterprises

Minority Owners of Rental Property – Indicate the number of HOME assisted rental property owners and the total amount of HOME funds in these rental properties assisted						
	Total	**Minority Property Owners**				**White Non-Hispanic**
		Alaskan Native or American Indian	**Asian or Pacific Islander**	**Black Non-Hispanic**	**Hispanic**	
Number	1	0	0	0	0	1
Dollar Amount	250,000	0	0	0	0	250,000

Relocation and Real Property Acquisition – Indicate the number of persons displaced, the cost of relocation payments, the number of parcels acquired, and the cost of acquisition		
Parcels Acquired	1	1,258,890

OMB Control No: 2506-0117 (exp. 06/30/2018)

Businesses Displaced	0	0
Nonprofit Organizations Displaced	0	0
Households Temporarily Relocated, not Displaced	0	0

Households Displaced	Total	Minority Property Enterprises				White Non-Hispanic
		Alaskan Native or American Indian	Asian or Pacific Islander	Black Non-Hispanic	Hispanic	
Number	0	0	0	0	0	0
Cost	0	0	0	0	0	0

Table 8 – Relocation and Real Property Acquisition

Relocation and Real Property Acquisition – Indicate the number of persons displaced, the cost of relocation payments, the number of parcels acquired, and the cost of acquisition		
Parcels Acquired	1	1,258,890
Businesses Displaced	0	0
Nonprofit Organizations Displaced	0	0
Households Temporarily Relocated, not Displaced	0	0

Households Displaced	Total	Minority Property Enterprises				White Non-Hispanic
		Alaskan Native or American Indian	Asian or Pacific Islander	Black Non-Hispanic	Hispanic	
Number	0	0	0	0	0	0
Cost	0	0	0	0	0	0

Table 9 – Relocation and Real Property Acquisition

OMB Control No: 2506-0117 (exp. 06/30/2018)

Total Leveraged CDBG 2016	$4,606,920
PUBLIC SERVICES	**$4,302,078**
Federal	$811,735
HUD (Other)	$185,415
Health & Human Services (HHS)	$162,132
Department of Justice	$365,254
FEMA	$18,644
Other	$80,290
State	$1,829,214
AHS	$1,782,132
Other	$47,082
Municipal	$14,500
Burlington Housing Trust Fund	$7,500
City of Burlington – General Fund	$7,000
Private	$1,592,569
United Way	$285,933
Other (Foundations, Fundraising, etc.)	$1,306,636
Other	$54,060
Fees	$54,060
HOUSING	**$170,027**
Federal	$0
HUD (Other)	$0
State	$0
Vermont Housing & Conservation Board	$0
Efficiency Vermont	$0
Municipal	$46,500
Burlington Housing Trust Fund	$46,500
Private	$123,527
Owner	$0
Private	$38,527
Program Income	$85,000
ECONOMIC DEVELOPMENT	**$104,815**
Private	$104,815
Other (Foundations)	$35,690
Program Revenues	$69,125
PUBLIC FACILITIES/INFRASTRUCTURE	**$30,000**
Federal	$0
Other	$0
State	$10,000
Other	$10,000
Private	$20,000
Donation/Other	$20,000
Municipal	$0

OMB Control No: 2506-0117 (exp. 06/30/2018)

CR-20 - Affordable Housing 91.520(b)

Evaluation of the jurisdiction's progress in providing affordable housing, including the number and types of families served, the number of extremely low-income, low-income, moderate-income, and middle-income persons served.

	One-Year Goal	Actual
Number of Homeless households to be provided affordable housing units	25	7
Number of Non-Homeless households to be provided affordable housing units	30	107
Number of Special-Needs households to be provided affordable housing units	50	4
Total	**105**	**118**

Table 10 – Number of Households

	One-Year Goal	Actual
Number of households supported through Rental Assistance	0	0
Number of households supported through The Production of New Units	40	54
Number of households supported through Rehab of Existing Units	10	6
Number of households supported through Acquisition of Existing Units	20	60
Total	**70**	**120**

Table 11 – Number of Households Supported

Discuss the difference between goals and outcomes and problems encountered in meeting these goals.

We met the number of households in Table 11 but in different categories.

OMB Control No: 2506-0117 (exp. 06/30/2018)

Discuss how these outcomes will impact future annual action plans.

Decent and affordable housing is the City's highest priority. Projects that acquire, preserve and create affordable housing will continue to be funded in subsequent Action Plans within the current 5 year Consolidated Plan

Include the number of extremely low-income, low-income, and moderate-income persons served by each activity where information on income by family size is required to determine the eligibility of the activity.

Number of Households Served	CDBG Actual	HOME Actual
Extremely Low-income	42	3
Low-income	36	6
Moderate-income	28	0
Total	**106**	**6**

Table 12 – Number of Households Served

More income eligible households were assisted but not directly with CDBG/HOME funds. These households included:

8 - LI – households

7 - MI – households

Narrative Information

Housing is the essence of Burlington's neighborhoods. Support for affordable housing allows elders to remain in the homes and neighborhoods they know. Homebuyer purchase and rehabilitation programs allow the next generation of residents to own and modernize older homes.

Affordable housing is a balance to economic development. In boom times, affordable housing ensures that there is housing for workers and that rising prices do not displace residents. In a troubled economy, affordable housing development is an economic engine and its subsidies ensure that low-income residents are not made homeless. Finally, the use of affordable housing to redevelop distressed neighborhoods prevents the loss of value of the surrounding properties and encourages long-term investment by other property owners.

All the citizens of Burlington have the right to live and raise their families in homes that are safe and sound, at a cost that allows them to afford the other necessities of life. The free market for housing is often not a fair market for low-income residents, including the elderly and disabled, as well as many workers whose wages have not kept up with housing costs. Without rehabilitation and/or general housing assistance, housing conditions will deteriorate or become expensive to maintain, push people from their homes and leave others with no homes at all.

planBTV, a product of the HUD Sustainable Communities Initiative Planning Grant, emphasizes ways to promote and improve mixed use and quality urban design, affordable and workforce housing and especially housing for the downtown. In addition, the City also participated in the regional HUD Sustainable Communities grant, the ECOS Plan, to integrate housing, land use, economic and workforce development, transportation and infrastructure investments. Ensuring the availability of a continuum of housing, for all residents of Burlington, continues to be a top priority for the City.

Following adoption of Burlington's Housing Action Plan in October 2015, the City has worked to implement a number of initiatives to help reduce the cost of housing for all Burlington residents and more broadly, support affordable housing. Actions taken this year include; an evaluation of the the Inclusionary Zoning Ordinance, the creation of the Downtown Mixed Use Core Overlay District, continued work on the adoption of form-based code in the City's Waterfront and Downtown areas, and collaboration with area universities to create on-campus housing for 600 college students to relieve low vacancy rates in historic neighborhoods.

CR-25 - Homeless and Other Special Needs 91.220(d, e); 91.320(d, e); 91.520(c)

Evaluate the jurisdiction's progress in meeting its specific objectives for reducing and ending homelessness through:

Reaching out to homeless persons (especially unsheltered persons) and assessing their individual needs

Continuum of Care services for the homeless in the Greater Burlington metropolitan area are delivered through a consortium of nonprofit organizations, faith-based organizations, housing developers, government agencies, and the Burlington Housing Authority.

The Chittenden Homeless Alliance created a common agenda and committed to the following vision for ending homelessness:

Homelessness in Chittenden County will be rare and brief and brief.*All people who experience homelessness become stably and safely housed through access to a responsive, comprehensive and coordinated community network.*

The jurisdiction has a number of outreach programs to connect to homeless persons, especially unsheltered persons, and assess their needs. These include services and points of contact from the local food shelf, daytime drop in shelter, and the Salvation Army. These agencies provide meals every day in our community and are the service providers that the homeless population routinely seeks out.

A SAMHSA funded PATH grant funds outreach work in our community for two outreach positions to find and connect with the homeless who are mentally ill and difficult to engage, offering persons who are experiencing homelessness community-based services. A street outreach team, funded by our Police Department and local businesses, provides outreach to individuals, families with children, and youth sleeping on the streets in our downtown area. An Adult Local Interagency Team helps to identify unsheltered persons and provide consultation and expertise to help resolve difficult situations involving chronically homeless persons with multiple physical or emotional issues in securing and utilizing services. The goal of the team is to help keep these clients within the community and out of the correctional system, hospital, or residential services, while helping them get the support and services they need to be safe and successful.

These teams identify individuals and families who are homeless and connect them with appropriate programs, services and housing options. Many agencies use the same intake form, and Vermont 211 also plays a significant role for information and referral for this population.

This past year, the following outcomes were achieved:

- The local food shelf served over 1,792 individuals who were homeless.

- The Salvation Army served dinner to over 27,500 (duplicates) during the past year.
- COTS Daystation, a daytime shelter, served 384 homeless individuals with services this past year, with an average of 40 per day. The new permanent home for the Daystation opened on April 13, 2017, at our new location of 95 North Avenue, Burlington. The new site, in addition to services, noontime meal, computers, and mail, also includes commercial-grade laundry facilities and showers for guests. Since the move, we have anecdotally seen a rise in the number of visitors in May and June.
- SAMSHA/PATH outreach workers had contact/outreach with **187** different people over the last grant year and **389** people received a PATH-funded service during this past year.
- Street outreach team interacted over 1,900 times with 317 homeless individuals in the downtown area, homeless encampments, neighborhoods, at the airport, and in motels last year.
- Adult Interagency Team weekly to provide aforum for collaboration and consult for over 70 individuals and families.
- Community Health Centers of Burlington opened a warming shelter from November through April 18 this winter. This shelter served 179 unduplicated individuals wirh an average length of stay 11.1 days and 35 guests each night.
- A Stand Down for veterans offered services and assistance to many.

Addressing the emergency shelter and transitional housing needs of homeless persons

There are two emergency shelters serving single adults including veterans: COTS Waystation and Anew Place. COTS operates the Firehouse and Main Street Family Shelters for households with children. The confidential shelter operated by Steps to End Domestic Violence serves homeless women and children fleeing domestic violence. Spectrum Youth and Family Services operates a shelter for homeless youth. Each shelter offers case management and housing search assistance to help participants move quickly out of shelter into transitional or permanent housing, with necessary follow-up support for maintaining housing. It remains a goal of the Jurisdiction and the Continuum to increase the actual number of permanent housing and permanent supportive housing options, so that participants will have opportunities to quickly transition out of the emergency shelters.

In addition to these programs, the State of Vermont serves the homeless who qualify with an Emergency Services Motel Voucher program with cold weather exemptions available to those in need when temperatures drop below freezing. Harbor Place, a former Econo-Lodge in nearby Shelburne, provides up to 55 beds of temporary housing. Units include single rooms with refrigerators and microwaves and one- and two-room kitchenette units. Homeless guests include DV victims, those with severe mental illness and those needing medical respite as well as the general homeless population. Onsite service providers include CVOEO, Safe Harbor (which includes some medical care onsite), WHBW, Howard, Reach-Up and the VNA for medical respite cases. Case managers are available 40 hours/week. There is a property manager onsite at night as well as during the day and on weekends.

For the third year, Burlington opened a low-barrier warming shelter, operated by Community Health Centers of Burlington from November to April 18. The shelter provided beds for 35 guests per night and

served a total of 179 different individuals with the average length of stay being 11 nights.

Emergency Shelter Outcomes

With CDBG funding: Steps to End Domestic Violence served 342 adults & children with emergency shelter with an average length of stay of 33 days. 110 persons transitioned to permanent housing either from rental assistance, transitional housing or from the community.With other funding including local, private, state, and other federal funds:ANEW Place served 57 homeless adults between 7/1/16 and 6/30/17. The average age was 47. Of those served, 42% were working to overcome past addictions, 24% were facing medical problems and life-long disabilities, 37% had a corrections background, 19% were victims of domestic violence, and 5% were refugees or asylees.COTS served 360 unduplicated individuals with emergency shelter (including Family Shelter, Adult Overnight Shelter). The average length of a single stay in: Family shelter - 110 days; Waystation - 52 days.COTS Smith House Emergency Step Up Program served a total of 19 individuals with 14 exiting within the year & 55% securing permanent housing. Spectrum Youth Services served 30 youth at their emergency shelter with an average length of stay of 97 days. At Harbor Place, 553 households were served this program year. Through the Housing Opportunity Program, administered by the State of VT, 872 persons for a total of 40,513 bed nights or an average length of stay of 46 nights, were served. The shelters were opened 100% of the time and 74% of the clients met with a case manager within 3 days of entering the shelter. These numbers include one seasonal shelter (169 nights available). 22% of the adults exited to stable permanent or transitional housing and 78% of the youth had safe exits.

Transitional Housing Outcomes

Steps to End Domestic Violence served 11 adults and 12 children in Sophie's Place, transitional housing, for an average stay of 218 days. Howard Center served 33 clients with their transitional housing program, Safe Havens. COTS served a total of 24 households (31 indificuals including 5 children) in the Canal Street Veterans Transitional Housing Program with 12 exiting within the year and 83% securing permanent housing. For Transitional Housing for youth, 26 youth stayed in Supportive Housing & 5 exited to permanent housing; 18 of the 26 youth still reside in Supportive Housing; 16 of the 26 youth entered Supportive Housing via the Emergency Shelter. Family Supportive Housing (FSH) provided supportive and therapeutic services to 17 families with complex needs from emergency shelter to transitional and permanent housing with leveraged private subsidy assistance.

Helping low-income individuals and families avoid becoming homeless, especially extremely low-income individuals and families and those who are: likely to become homeless after being discharged from publicly funded institutions and systems of care (such as health care facilities, mental health facilities, foster care and other youth facilities, and corrections programs and institutions); and, receiving assistance from public or private agencies that address housing, health, social services, employment, education, or youth needs

Several agencies administer prevention services that include back rent assistance, home heating fuel aid,

transportation, tenants' rights advocacy and legal representation.

The Chittenden Community Action Housing Assistance Program operated by the Champlain Valley Office of Economic Opportunity (CVOEO) worked with 255 households from July 1, 2016 through the end of June 2017; 103 of these households were Burlington residents.

In addition, 47 Burlington Rent Right classes were taught to 262 people.

Chittenden Community Action provided home heating fuel and utility assistance through three programs; Crisis Fuel Assistance, Additional Crisis Expenditures (ACE awards), and the Warmth program. CCA served 1,349 unduplicated Chittenden County households during this past year, 461 of whom were Burlington residents. Some families needed assistance from these emergency home heating and utility programs more than once during the winter season. Community Action provided assistance to these households a total of 3,057 times; 1,082 of those assists were for the Burlington households.

The statewide 10-Year VT Plan to End Homelessness includes a goal to create an accountability system to ensure all institutions do not routinely discharge people into homelessness or a homeless program through a clear state policy and mandate.

Discharge Planning

Youth exiting foster care in Vermont have two primary supports that protect them from being discharged into homelessness as they exit legal custody at age 18: Youth Development Program funded with federal Chafee Foster Care Independence Program and state funds & Act 74 Youth in Transition Extended Care Program. These programs are in addition to the programming run directly by the VT AHS-Dept. of Children & Families Services. In this program, a number of youth formerly in foster care are supported with case management and connected to long-term rental assistance with local Housing Authorities, including a VT State Housing Authority Sect. 8 HCV waitlist preference for youth aging out of foster care as part of the HUD Family Unification/Youth-in-Transition Programs. Pathways' Housing First additionally supported 17 individuals to maintain independent housing who were previously being held in the correctional system for lack of an acceptable residence. These individuals all had long histories of involvement in the institutional circuit, cycling between incarceration, homelessness and other institutions without successfully maintaining housing. Persons discharged from a mental health treatment or community bed receive state-funded assistance through the VT Dept. of Mental Health Subsidy & Care Program, VT DMH Housing Contingency Fund and the VT DMH Housing Recovery Fund. In addition, state agencies collaborate with the Burlington Housing Authority and other affordable housing agencies to utilize Section 8 Housing Choice Voucher Programs for tenant-based and project-based rental assistance units funded by the Low-Income Housing Tax Credit Program. Patients are routinely discharged to Howard Center transitional or step-down programs such as Second Spring, Meadowview, Next Door Program, and 72 North Winooski group home which are not McKinney Vento funded programs. Some persons leaving corrections can go to their previous residence, a transitional

housing program for offenders, or to live with family. Northern Lights is an 11-bed supportive home for women returning from prison. The women's rent is subsidized while in the house (if they qualify); and upon successful completion of the program, they are given a Burlington Housing Authority (BHA) Section 8 housing choice voucher to take into the community. Dismas House serves 10 residents. Phoenix House RISE houses men out of prison and in early recovery from substance abuse for 3 to 24 months.

Helping homeless persons (especially chronically homeless individuals and families, families with children, veterans and their families, and unaccompanied youth) make the transition to permanent housing and independent living, including shortening the period of time that individuals and families experience homelessness, facilitating access for homeless individuals and families to affordable housing units, and preventing individuals and families who were recently homeless from becoming homeless again

Burlington is committed to the retention of affordable housing units with expiring tax credits. The CoC and its partners are committed to transitioning homeless persons into permanent housing and independent living and shortening the time individuals experience homelessness. Agencies focus on the Housing First approach.

Over the last year, the Chittenden County Homeless Alliance (CCHA) has made considerable progress in the development of a coordinated entry process to move persons experiencing homelessness into permanent housing. A community-wide prioritization and referral process for permanent supportive housing (PSH) resources has been implemented. Using the VI-SPDAT assessment tool, persons are assessed for severity of service needs, vulnerability, and length of time homeless. Through the assessment, chronically homeless households are prioritized for PSH and referred to a standing review team that meets to facilitate referrals, make prioritization decisions based on information gathered, and coordinate follow-ups on referrals with housing and service providers as well as prospective program participants. A total of 416 persons have been assessed through our coordinated entry process since its initial implementation, and 138 total households have since been housed permanently in the community. These efforts have yielded a 56% decrease in chronic homelessness in Chittenden County since 2015

Housing Outcomes:

BHA continues to assist the homeless with permanent supportive housing utilizing shelter plus care funding, serving 39 individuals this past year. HowardCenter also served 6 individuals with permanent supportive housing.

Pathways Vermont's Housing First program provides permanent supportive housing to individuals with histories of chronic homelessness who are living with a psychiatric disability and other co-occurring conditions. Pathways' unique model of service delivery has been proven effective in engaging individuals who are unable or unwilling to work with more traditional resources. The Housing First program supports individuals to immediately access independent housing and supports clients in maintaining

their tenancy with local landlords. Last year, Pathways supported 70 individuals in Chittenden County who had not maintained housing with other providers.

Burlington agencies utilize a range of housing retention programs to assist at risk households in maintaining their housing. These services include any wrap-around support services, a hoarding task force, landlord advocacy, and a Risk Guarantee Fund used to mitigate risks on the most hard to house persons.

Retention/rapid-rehousing outcomes

The City provided $7500 to the Housing Resource Center and, blended with other funds, worked on prevention and rapid rehousing with COTS shelter clients, community partners (i.e. Howard, Safe Harbor, Harbor Place, Beacon Place, etc.) and community members. The HRC also coordinates housing review team weekly meetings. The HRC prevented 416 households from becoming homeless; 72% of approved applicants received prevention assistance while 28% received rapid rehousing assistance.The Emergency Solutions Grant Program (ESG) is a source of funding within the work of the Housing Opportunity Program; ESG specifically focuses on stabilizing housing for households that were either homeless at the time of requesting assistance (Rapid Re-Housing), or were in danger of becoming homeless (Prevention). The ESG program in Chittenden County served 1574 persons in 772 households with homeless prevention and rapid rehousing services, and approximately 44% of those served were literally homeless.

CR-30 - Public Housing 91.220(h); 91.320(j)

Actions taken to address the needs of public housing

Burlington Housing Authority has successful converted all of its housing properties to the HUD Rental Assistance Demonstration (RAD) program. BHA was the first Housing Authority in New England to convert all Public Housing Properties to RAD.

Accomplishments

Maintained its High Performer status for both the Public Housing and Section 8 Housing Choice Voucher programs.

Maintained a 99% lease-up rate at its RAD properties.

Worked with 130 households seeking to achieve financial self-sufficiency through the FSS program, with over 30% of these families building savings accounts for homeownership or other goals.

Continued participation in the SASH program, in conjunction with its Wellness Programs, in all three of its high rises.

Continued the DREAM program, a collaboration with students from Saint Michael's College and UVM, providing mentoring services to children at Franklin Square Apartments and Riverside Apartments.

Continued its partnership with the Burlington Parks and Recreation and Burlington School District to offer the Summer Lunch Program to school-aged children at Franklin Square, Riverside Apartments and Hillside Terrace to enable access to free meals and supervised recreational activities when school is not in session.

Continued its Offender ReEntry Housing Program to assist individuals returning to the community from incarceration, earning a Best Practices acknowledgment by HUD.

Continued its Housing Retention Program with funding from the Vermont Agency of Human Services, STEPs to End Domestic Violence and the Community Heath Investment Committee from the University of Vermont Medical Center and creating a specialization in dealing with hoarding, transferring those skills to numerous other agencies and serving community members in Chittenden County not working directly in subsidized housing environments

Actions taken to encourage public housing residents to become more involved in management and participate in homeownership

With RAD conversion, as of the close of calendar year 2015, there were no more public housing apartments in the agency's portfolio. Nevertheless, BHA social services department continued to

OMB Control No: 2506-0117 (exp. 06/30/2018)

support the Resident Advisory Board meetings and worked to sponsor a number of health and wellness events both on-site and off-site. BHA social services staff worked in collaboration with the Vermont Affordable Housing Coalition to support the development of a Steering Committee at one of its RAD properties. Tenant organizational initiatives at LIHTC properties were also supported by BHA staff.

BHA continued encouraging housing residents to become more involved through the following initiatives:

- The BHA Board of Commissioners continued, when possible, to rotate its monthly meetings among BHA projects so that every resident can conveniently attend a BHA board meeting (if they so choose)
- The BHA Resident Advisory Board (RAB) with representatives from all its former public housing developments and from the Section 8 program met periodically to provide input on BHA's Plans and Policies.
- One BHA program participant serves on the BHA Board of Commissioners.

In addition, through the Section 8 Homeownership Program, one new family achieved the dream of homeownership this past year.

Actions taken to provide assistance to troubled PHAs

The Burlington Housing Authority is designated as a High Performer and currently does not require or receive financial assistance for its housing developments from the City of Burlington.

CR-35 - Other Actions 91.220(j)-(k); 91.320(i)-(j)

Actions taken to remove or ameliorate the negative effects of public policies that serve as barriers to affordable housing such as land use controls, tax policies affecting land, zoning ordinances, building codes, fees and charges, growth limitations, and policies affecting the return on residential investment. 91.220 (j); 91.320 (i)

Following adoption of Burlington's Housing Action Plan in October 2015, the City has worked assiduously to implement a number of initiatives to help reduce the cost of housing for all Burlington residents and more broadly, support affordable housing. Specifically, in early 2017, an evaluation of Burlington's Inclusionary Zoning (IZ) ordinance was completed. While, in the main, recommendations from that report will be the subject of further review and consideration by a Working Group, the City has already moved forward with one recommendation, that is, a monitoring system to ensure that IZ units continue to be rented or owned by eligible households.

Last year, the City amended the zoning ordinance to create the Downtown Mixed Use Core (DMUC) Overlay District to allow for greater development density and higher building heights on 8.7 acres in its downtown. This zoning amendment is enabling the re-development of the Burlington Town Center, a mixed-use multimillion-dollar project, which will entail much needed downtown rental housing of mixed size and income type, including 20% inclusionary and market rate housing, important for spurring Burlington's economic growth. Also, in 2016, the City Council voted unanimously to approve a zoning change to create a new neighborhood district. As a result, the new district, which now allows for a mix of neighborhood uses, is enabling the construction of a more than 700-unit housing development, including close to 200 units of affordable and senior housing.

More broadly, the City will soon adopt planBTV Downtown Code, Burlington's form-based code which is critical to implementing the vision for the downtown and waterfront adopted in planBTV: Downtown and Waterfront Master Plan and will facilitate opportunities to realize new infill development and take advantage of opportunities to develop under-developed sites. Once adopted, Burlington's form-based code will ensure a level of predictability and certainty to the regulatory process and will greatly benefit developers who are putting their investment at risk.

Student Housing

With the view to reducing student pressure on rents in near-campus neighborhoods and through collaboration with the University of Vermont (UVM) and Champlain College, both institutions have each built new on campus housing for about 600 students, representing the completion of one-third of the Mayorâ¿¿s 5-year goal of housing half of off-campus undergraduate students in new, well-managed student housing to better balance quality of life issues in the Cityâ¿¿s historic neighborhoods. A recent agreement between the City and Champlain College will result in an additional 314 student beds, currently under construction, on a former-city-owned surface parking lot in downtown Burlington.

Regulatory Barriers

The City has embarked on a comprehensive review of its building code aimed at ensuring that the code reflects what is needed to address housing affordability, accessibility, and energy efficiency, among other aspects. The findings from this review and an Action Plan are now before the public for their comment and feedback. Further, as part of the reform of the building code, high residential zoning and building fees which developers have said pose a challenge to development, are currently being reviewed and action is expected in calendar year 2018.The City is moving forward with implementing a number of parking initiatives to create a rational parking system that better supports development, including housing, in its downtown. These initiatives have included, the placement of smart meters, introduction of pay by cell, and ongoing investments to the tune of $7-9 million in three City-owned garages. Furthermore, mindful that unnecessary on-site minimum parking requirements can increase the cost of a housing unit by 15-30 percent, thereby pushing the cost of housing out of reach of many, a proposed amendment to this requirement is currently under review and revisions are expected.

Homeless Initiatives

The City's ongoing focus on creating and preserving affordable housing and a strengthened Housing First Strategy have seen a continued decline in the homeless population in Burlington and surrounding cities, by 45 percent between 2014-2017. Also, last year, coordination efforts were stepped up among service providers in support of permanent housing for homeless populations. Furthermore, in FY18 the City budgeted $60,000 with the view to leveraging other funding for the establishment of a permanent Warming Shelter.

Actions taken to address obstacles to meeting underserved needs. 91.220(k); 91.320(j)

The City, through its Community Development Specialist for Public Engagement continues to maintain relationships with; the Refugee and Immigrant Service Provider Network, the Association of Africans Living in Vermont, the Vermont Refugee Resettlement Program, Burlington School District, Spectrum Multicultural Youth Program and many other community partners to identify unmet needs of refugee, immigrant, youth and other marginalized and underserved populations. Major concerns that have been shared include transportation, housing cost and access to quality of educational and employment opportunities. During these outreach efforts with Immigrant and Refugee service providers, there has been discussion with New American leaders to develop a collective council to help their communities advocate, and connect to civic engagement opportunities. CEDO's Public Engagement Specialist continues to do outreach with communities not present at formal public meetings to understand unmet needs, conduct civic education, and share civic engagement opportunities. In addition, CEDO Public Engagement Specialist has helped in the coordination of urgent public forums working with the Police Commission to conduct outreach meetings to gain further public input on the City's Fair and Impartial Policing policy and with Legal Aid on public forums in the aftermath of the multiple Executive Orders that sought to limit the number of refugees and restrict travel from multiple majority-Muslim countries into the United States. CEDO's Public Engagement Specialist is often invited to attend community

conversations to serve as a community liaison, be informed, and take feedback to build toward a more welcoming and inclusive City.

The City identified youth as being a segment of the population that is underserved. This year CEDO's My Brother's Keeper Iniative and City Hall Internship Program created opportunities for Youth. MBK nationally seeks to address opportunity gaps facing youth, particularly boys and young men of color. Our launch summit brought together many organizations across our community that work with youth of color and produced a commitment to focus on the goals of youth graduating school with college, career or post- secondary options; and that youth are provided safe spaces, and opportunities to thrive and build leadership.

The City Hall Internship Program was created to support youth engagement and hear youth perspectives. The City Hall Internship Program continues to thrive with more City departments offering internship, professional development and training for participants. The summer internship provides comprehensive orientation, local government panel discussion, intern networking events, and direct experience with City Department leaders and the Mayor to help our youth become successful, increase youth civic engagement, and gain an understanding of local government. Since this program started 4 years ago over 129 intern participants from diverse backgrounds and interests have gained valuable public service experience. This past year 24 interns participated in City Hall's Internship Program and the MBK initiative has added a much needed equity strategy that has helped eliminate barriers for low income and youth of color to gain access to opportunities.

In order to focus on seniors of all backgrounds and address housing and transportation needs, the Mayor has visited several senior centers with appropriate staff to incorporate feedback from residents who would otherwise not be able to attend City meetings. The City, with Parks, Recreation and Waterfont and CEDO, to better serve local seniors, plan to work more directly with a congregate mealsite coordinated meals and senior activities and also hold regular senior collaborative meetings.

Actions taken to reduce lead-based paint hazards. 91.220(k); 91.320(j)

The City of Burlington has received its fourth 3 year $3,400,000 Lead- Based Paint Hazard grant from the Department of Housing and Urban Development. These funds are administered through the Community and Economic Development Office by the Burlington Lead Program (BLP) to reduce lead-based paint hazards in eligible housing units to eliminate childhood lead poisoning.

Accomplishments during the reporting period of July 1, 2016 – June 30, 2017 include the following:

- Completed testing for Lead-Based Paint hazards in 9 housing units
- Performed Lead Hazard Control activities on 68 housing units
- Performed Healthy Home interventions in 38 housing units
- Trained 191 individuals on the VT Essential Maintenance Practices Lead Law (EMP)
- Conducted 30 Outreach and Education events that reached over 1900 individuals

- Utilized in excess of $1,231,470.00 for the administration and implementation of Lead Hazard Control work and $122,355 for Healthy Home activities

Actions taken to reduce the number of poverty-level families. 91.220(k); 91.320(j)

Poverty is a regional, national and sometimes generational issue and many factors contributing to poverty lie outside of local control. Poverty disproportionately affects children and young adults (although the poverty rate among young adults in Burlington is distorted by the college student population) and women raising families as single parents. According to the American Community Survey 2010- 2014, 25% of Burlington residents overall and of the families with a female head of household, 52.4% live in poverty. Within Chittenden County, people living in poverty are concentrated within Burlington and the adjoining city of Winooski. Portions of Burlington's Old North End neighborhoods have the highest poverty rates of any census tracts in the state. The City invests a substantial portion of its Entitlement funding (over in $300,000 in 2015) into programs serving the NRSA. These programs are designed to both prevent vulnerable City residents from falling into long-term poverty and provide the necessary supports to enable vulnerable City residents to pull themselves out of long-term poverty.

Vermont's population is becoming more diverse and reflective of a global citizenry. . The City's AmeriCorps program has successfully recruited AmeriCorps State members from marginalized and underserved populations, supporting the development of leadership skills and reflecting their views and voices and providing training opportunities to members to improve employability and economic opportunity. Members served with non profit partners and city agencies to improve service provision to underserved communities and to extend training opportunities for economic opportunity. The City launched its My Brother's Keeper Initiative in 2015 and continues to coordinate resources to close opportunity gaps for youth of color and low income youth in the City.

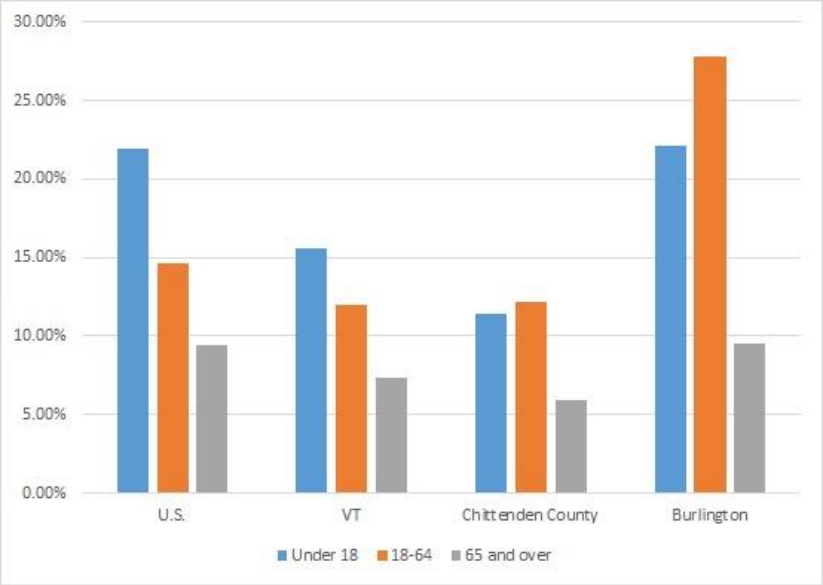

2015 Poverty Rates

Poverty Rates

Poverty Rates - Burlington experiences a higher poverty rate than that of Chittenden County and Vermont as a whole. There are also significant census tracts with a higher percentage of poverty and those are located within our old North End and our NRSA. The map of our NRSA is contained under geographic areas.

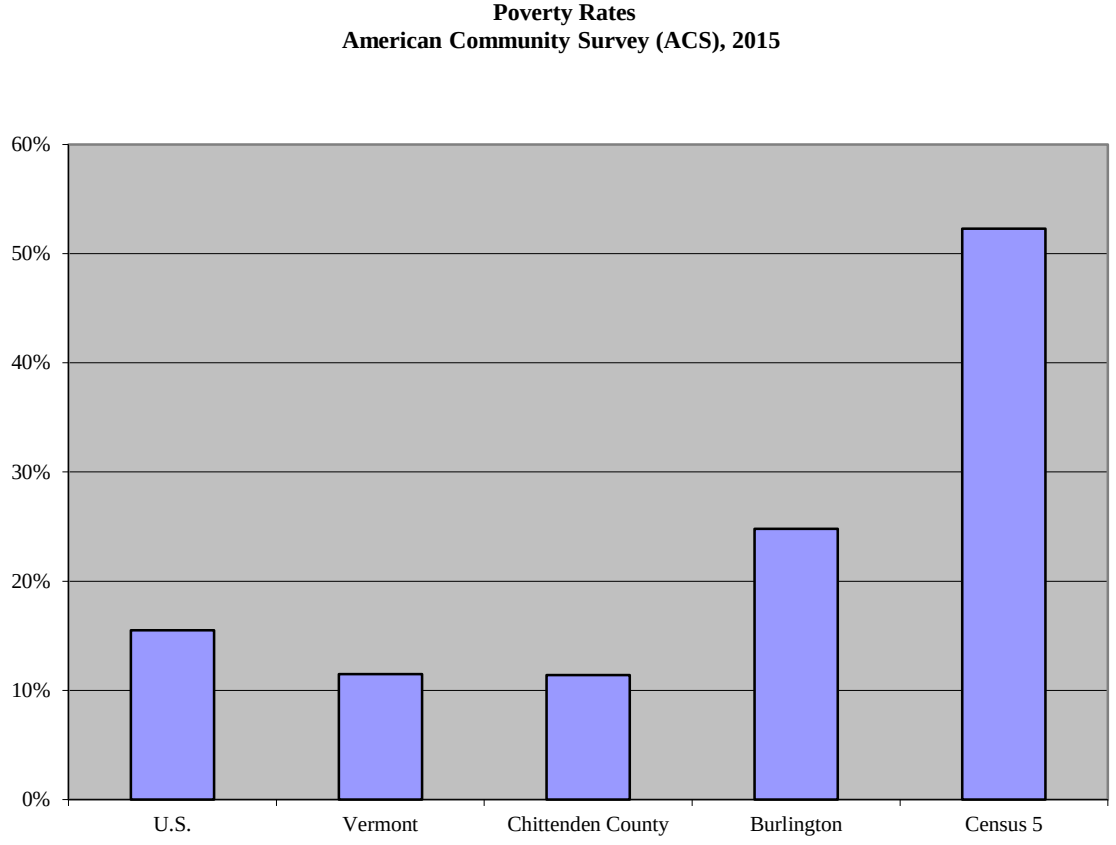

Poverty Rates by Area

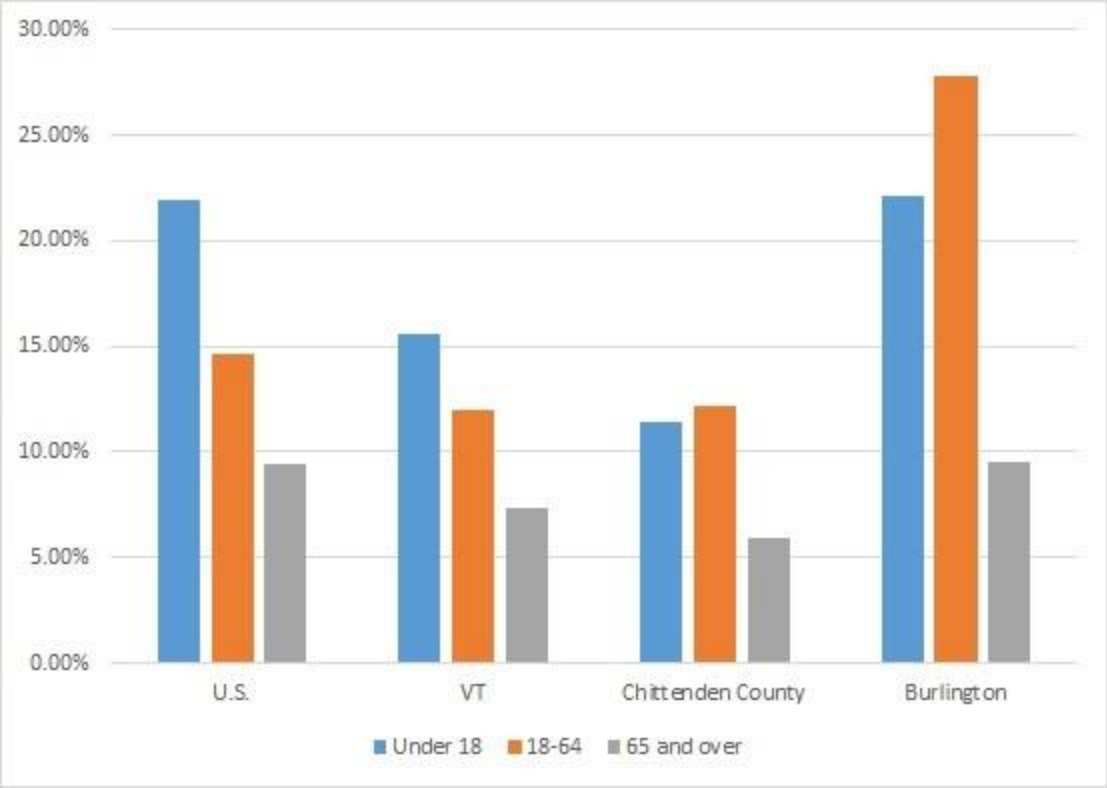

Poverty by Age

Poverty disproportionately affects children and young adults (although the poverty rate among young adults in Burlington is distorted by the college student population) and women raising families as single parents.

Poverty by Family

In Burlington, families with a female head of household follow the national trend of experiencing the highest rate of poverty compared to other family types.

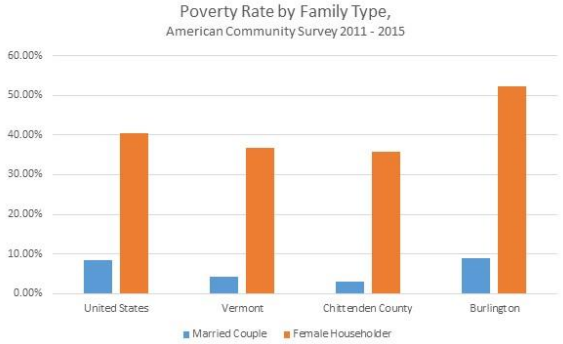

Community Justice Activities

Community Justice Center (CJC) provides a community-based response to crime and conflict utilizing the principles of restorative justice to mend the harm crime and conflict causes to victims, the community and offenders. Its role is to work with and along-side its partners in the criminal justice system accomplishing the following this past year: Contacted 1770 victims of crimes that happened in Burlington and of those, provided 348 victims of crime with direct services and support the Parallel Justice for Victims of Crime project. Provided 167 low-level offenders with an alternative way to be held accountable for their actions by participating in Restorative Justice Panels. Participants met with a group of community volunteers, the victim (or victim's proxy) of their crime and made amends for their actions. Developed workforce opportunities to gain soft and marketable skills for 115 offenders returning to the community following their incarceration by partnering with VABIR (Vermont Association for Business Industry and Rehabilitation). Five enrolled in intensive training programs developed in collaboration with our program and community partners and another 19 individuals gained employment. Seven returning offenders served through the intensive Circles of Support and Accountability, a program intended for individuals who are both high risk and high need. Three individuals successfully completed the program and one is currently pending new charges. There are currently five active circles, including two that have completed and voluntarily continue to meet past their 1 year commitment, and one more being released in September. The Burlington COSA program currently has one more individuals accepted and the circle will start in the beginning of August and two more referrals being considered.

Equity and Inclusion

The City has taken an number of coordinated approaches to addressing equity and poverty alleviation, as Vermont's population is becoming more diverse and reflective of a global citizenry. The City hosted the We All Belong Program over a 10 year period, to support Burlington's non-profits, schools and city departments to create more inclusive workplaces and to improve service provision to Burlington's diversifying community. More than 35 nonprofit organizations, schools and City departments participated in the program; and hundreds of staff, volunteers and board members received training and coaching to support organizational and personal change. Alongside equity and inclusion training the City is supporting initiatives to close the opportunity gaps faced by communities of color, low income and refugee and immigrant communities. The City's AmeriCorps program has successfully recruited AmeriCorps State members from marginalized and underserved populations, supporting the development of leadership skills and reflecting their views and voices and providing training opportunities to members to improve employability and economic opportunity. Members served with non profit partners and city agencies to improve service provision to underserved communities and to extend training opportunities for economic opportunity. The City launched its My Brother's Keeper Initiative in 2015 and continues to coordinate resources to close opportunity gaps for youth of color and low income youth in the City.

Actions taken to develop institutional structure. 91.220(k); 91.320(j)

Because Vermont and Burlington are small communities, there is overall good coordination and little duplication of services locally. The local nonprofit infrastructure is diverse, and the local public housing authority and housing trust have the capacity to acquire, rehabilitate, construct and manage an expanding supply of perpetually affordable housing.

There is room for improvement. For example, in the immigrant population where language and culture are often barriers to service, improved access to services, better outreach, and communication to residents is needed. In addition, agencies as well as City departments need to build capacity to serve a more diverse population. To this end, the City accomplished the following this past year:

The City supports a My Brother's Keeper Initiative to support low income and/or youth of color in closing opportunity gaps to education and employment. Our AmeriCorps program recruits members from marginalized and low income communities, and supports the development of leadership skills, while providing training opportunities for members and their clients to build employability. Through the Initiative the City partnerships with non profits and the Department of Labor to increase access to employers and employment opportunity.

The City continues to host and support engagement, education and training for equity and inclusion, and to be working towards the goals of its equity and diversity strategic plan.

- CEDO was charged by the Mayor to support the My Brother's Keeper Initiative, and has worked

to develop partnerships with City agencies, nonprofits and most importantly the school district. CEDO and its AmeriCorps team are leading outreach and coordination to ensure that resources are focused on underserved youth and access to opportunities, to avoid reinventing or duplicating systems and initiatives already in place. CEDO and the AmeriCorps team are coordinating to offer information and opportunities for jobs and internships, and gather youth feedback on opportunities for new support and services

- In 2016, MBK sponsored a youth basketball tournament to provide underserved Burlington youth with a fun and inclusive event, and conducted an initial youth survey to gather data.
- The Youth Leadership Board is supported by CEDO, DPRW and the Fletcher Free Library and now meets twice a month to discuss the needs of youth within the city, and to advocate for their peers in a safe, constructive, and welcoming environment.
- The Dr Martin Luther King Day celebration at ECHO had an MBK focus with local youth leader representation and achieved the highest ever daily door entry for ECHO and during Black History Month, the AmeriCorps team and Youth Leadership Board celebrated Unsung Heroes at an event at the BCA.
- CEDO's CJC is partnering with the school district to develop restorative practices across the district, focusing at first on BHS. This work has developed from the skill set held by the CJC from its community restorative justice work and as a result of the recognition of the disproportionately high rates of discipline and suspension that our youth of color were experiencing.
- In May 2017 MBK partnered with the Department of Labor to host a Youth Job Fair that included workshops on job application & resume writing, and interviewing skill development. There were over 219 people that attended, 67 employers and 14 training providers/community partners.
- In partnership with the Burlington School District, CEDO's MBK developed a pilot program called MBK Pathways to Lead for students of color. This program provided and prepared students with employability skills to be ready for summer internships and jobs. Through this program 12 BHS students of color were placed in summer internships and employment with the City of Burlington.

Diversity and Inclusion

The City's Diversity & Equity Core Team which includes the Mayor, City staff and community stakeholders continues to convene to implement action steps off the Diversity & Equity Strategic Plan that was developed in 2014. The Diversity & Equity Strategic Plan addresses three goals; eliminate race-based disparities across all City departments, promote inclusion and engagement of all community members, and eliminate race-based disparities in the greater Burlington community. The action steps cover hiring practices, access to services, and evaluative tools of the effectiveness of these actions. This past year, the Core Team with the assistance of Vermont Partnership for Fairness & Diversity have completed the following under these City Departments. To advance the City's Diversity and Equity Strategic plan CEDO works across City Departments and continues equity strategies to support the whole family. For the first time, CEDO partnered with the School District's Parent University Program to conduct civic education workshops and organized a City Hall tour to bring 25 New American parents to

learn about local government, and meet City officials and the Mayor. Outreach events strengthens the City's relationship, responsiveness and communication with communities that can be underrepresented in City processes.In efforts to increase civic engagement in local government CEDOâ¿¿s Engagement Specialist conducted outreach to inform and distribute information about Boards and Commissions openings, and Neighborhood Planning Assemblies. Results of this outreach increased candidates for City Boards and Commissions and brought many first-time applicants into the applicant pool for openings. This past year CEDO's Public Engagement Specialist placed two youth on the Parks and Planning Commission. CEDO's Engagement Specialist also worked with Clerk/Treasurers office to develop a survey for Ward Clerks on outcome efforts to increase poll worker diversity in the City.

Actions taken to enhance coordination between public and private housing and social service agencies. 91.220(k); 91.320(j)

In order to enhance coordination and collaboration between public and private housing and social service agencies, best practices have been implemented for several community initiatives. Coordination begins with a focus on assembling the right people or agencies at the table, clearly defining roles and responsibilities, sharing a common mission and developing good communication.

Here are some examples of successful collaborations this past year.

The City is the Collaborative Applicant for VT 501 Continuum of Care. With consultants, the Chittenden County Homeless Alliance developed a common agenda. The Alliance also embraced several best practices including using a common assessment tool (VISPDAT) for permanent supportive housing, prioritizing those units for the most vulnerable, implementing a community wait list and using a shared information management system with the Balance of State. As a result of these efforts, Chittenden experienced a 33% reduction in chronic homelessness this past year.

One of the subcommittee's for both Continua is the Veterans Subcommittee and they adopted best practices to facilitate the end of Veterans homelessness in the state of Vermont. Together, this subcommittee implemented a by name list and on-going provider case conferencing.

The collective around opioid addiction and the partners including the Burlington Police Department, United Way of Northwest Vermont, Agency of Human Services, UVM Medical Center, HowardCenter and other nonprofits continues to make progress in sharing data, medically assisted treatment and now examining housing issues.

In recognition that Housing is Health Care, UVM Medical Center, in collaboration with Champlain Housing Trust and Community Health Centers of Burlington's Safe Harbor Clinic, purchased a former motel and renovated the property into 8 units of permanent supportive housing. Half of the residents will have year-to-year leases in one-bedroom units or efficiencies; the other units will accommodate homeless people who are recovering from, or undergoing treatment at, the University of Vermont Medical Center.

Members of the City government (multiple departments) and representatives of the University of Vermont, Champlain College, and University of Vermont Medical Center routinely meet with constituents, nonprofit representatives and land owners to address shared challenges.

Identify actions taken to overcome the effects of any impediments identified in the jurisdictions analysis of impediments to fair housing choice. 91.520(a)

There are several groups, in addition to the City, who are committed to reviewing progress with implementation of the 2010 Analysis of Impediments to Fair Housing Choice. Vermont Legal Aid's (VLA's) Housing Discrimination Law Project, a HUD FHIP grantee (VLA/FHIP) has engaged in activities that directly address three of these impediments in the time period 7/1/2016 – 6/30/17. In addition, Champlain Valley's Office of Economic Opportunity's Fair Housing Project, has engaged in activities that directly address these impediments in the time period 7/1/2016 – 6/30/17.

The impediments identified were:

Impediment 1: High rental and homeownership prices, as well as limited land and public resources have a disparate impact on people in protected classes who have low income by limiting their housing options.
Actions taken this year to address this impediment included:

- The City is sharing best practices and data, answering questions and advocating regionally for a wide range of housing policies that promote housing development that will benefit people in protected classes through its participation in the Chittenden County Sustainable Communities Regional Planning Grant stakeholders group.

- The City advocated for an increase to the City's Housing Trust Fund and will make available almost double the amount of funding to go to affordable housing projects.
- In order to maintain an affordable mobile home park in Burlington, the City played a key role both in helping the residents purchase the park from the previous owner which prevented wide scale displacement of low income residents. Not only did CEDO provide very substantial development and staff support to the resident cooperative, the City Housing Trust Fund invested over $160,000 in City funds to help with the purchase and improvement of the park. Specifically, funds helped a) prevent the loss of land and allowed the cooperative to retain important green space and; 2) fund the removal and disposal of abandoned and dilapidated mobile homes.
- Building Homes Together is a campaign which aims to build 3,500 homes by 2021, for people of all incomes, including 700 affordable homes, in Chittenden County. Launched in June 2016, the campaign is a joint effort of Champlain Housing Trust, Housing Vermont and the Chittenden County Regional Planning Commission, fueled by the housing shortage which is accompanied by

unhealthy vacancy rates and high rents. About 20% of the 3,500 goal are anticipated to be developed by nonprofit housing organizations, with the remainder by private developers. Building Homes Together is targeted with millennials in mind, and the increase in production will not only expand the housing stock and infrastructure for communities, but will help boost the economy and contribute to the tax base. The campaign is supported by a broad coalition of housing, business, local and state government, and social services leaders.

- In June 2017, Vermont Legislature approved a $35 million housing revenue bond which will be used for the creation of rental housing and homeownership opportunities for 550-650 low-and moderate-income Vermonters over the next two to three years. The bond will be matched with state, federal and private resources to leverage approximately $2-$3 for every one dollar of bond funds, resulting in $70-$100 million in additional resources for housing development. At least 25% of the housing will be targeted to households with incomes below $35,000 and another $25% will be targeted to middle-income Vermonters earning $55,000-$83,000 annually (for 4-person households). The balance of the funds will be awarded to projects based on community needs, applications received and the availability of resources for leverage. The revenue bond will be issued by the Vermont Housing Finance Agency (VHFA) which is currently gathering input on the highest priority housing needs and potential projects across the state.
- In the past five year Consolidated Plan (2013-2017) the following goals were set and accomplished to increase the supply of affordable housing in the City of Burlington:

Table 1: Housing goals, targets and actual units.

Housing Goals	**Target Goal**	**Actual Units**
New Permanent Supportive Housing Units	22	31
New Special Needs Units	36	6
New Affordable Rental Units	75	96
New Affordable Homeowner Units	67	32
Acquire/Preserve/Upgrade Affordable Units	287	292

- VLA provided comments during this reporting period on land use planning and zoning proposals and on large housing and mixed use developments in Burlington, urging developers to include and the city to require more units that are subsidized or more affordable than market rate.

Impediment 2

Impediment 2: Some housing professionals' policies and practices limit housing options for protected classes. Actions taken this year to address this impediment included:

- CEDO and the Code Enforcement Office continue to hand out Fair Housing booklets to landlords during inspections of registered rental properties, with around one-third of all city rental properties routinely inspected annually.
- With ongoing City funding, the Champlain Housing Trust's Homeownership Center is providing interpreters for its eight-hour homeownership classes.
- CHT offers Ready Set Rent, a program designed to remove credit and other barriers to renting an apartment. The program serves rental applicants who have been denied a CHT apartment because of poor credit or no credit history. Once an applicant completes their education and develops an action plan to address their credit, CHT applies $100 towards one month's rent. Many vulnerable tenants who were previously denied an apartment are now developing solid rental histories through this program.
- RentRight offered 47 Burlington classes to 262 particpants. The Program combines the expertise of three programs in one educational setting. Vermont Tenants, Financial Futures and Housing Assistance programs have teamed up to create and implement it. Participants attend 10 hours of course work and individual sessions as well as commit to follow-up work with the program. The curriculum covers credit repair and building, spending management skills, setting financial goals, communicating with and understanding the landlord's perspective; legal responsibilities and avoiding eviction. Those who successfully complete the course earn a Preferred Renter card, giving them a significant edge in a tight housing market.
- VLA's FHIP continually conducts fair housing testing and investigation and has published two reports of its systemic and complaint-based testing results, furthering fair housing by adding to the information available to analyze the types and prevalence of such discrimination. VLA published its most recent testing and investigation findings in June, 2014. It is available online: http://www.vtlegalaid.org/sites/default/files/Rental%20Discrimination%20Report%202014.pdf
- VLA undertakes numerous activities to combat discriminatory housing practices by housing professionals including: receiving Fair Housing Act complaints; conducting fair housing testing; Providing legal counseling about fair housing rights to complainants; and reviewing advertisements and responding to the poster, advising them of FH law.

Impediment 3

Discrimination against people in protected classes by real estate and other housing professionals may go undetected and unaddressed if not adequately monitored and enforced. Considering the growing number of residents in protected classes, there is greater need for fair housing awareness, education and enforcement opportunities.

Actions taken this year to address this impediment included:

- Screened a film on discrimination at the Old North End Art Center in Burlington for April's Fair

Housing Month

- Issued a Proclamation on Fair Housing Month by Mayor Miro Weinberger, April 2017
- Worked with a team of partners including the Burlington Housing Authority, Winooski Housing Authority and the Fair Housing Project to develop and prepare to submit an Assessment of Fair Housing.
- VLA's testing and report of findings has affirmatively furthered fair housing by detecting violations and making them known. VLA also monitors and responds to discriminatory advertisements for housing informing the poster that the advertisement is discriminatory and requesting that they change the language of the advertisement. VLA receives over 100 fair housing complaints per year and provides a wide range of legal services from legal advice to representation in discrimination enforcement actions in state and federal courts. They also conduct approximately 80 test parts per year.
- VLA provides fair housing education through 6 outreach/education events, media interviews, maintaining a website, writing newsletter articles and sharing information on Facebook.

Impediments 4

Impediment 4: Burlington's lack of enough housing units designed to accommodate people with disabilities who need accessibility modifications, frail elders, and/or larger families limits the housing choices of these protected classes.

Actions taken this year to address this impediment included:

- CEDO continues to operate an accessibility modification program for both rental and owner-occupied housing. In an effort to increase accessibility in Burlington, CEDO is collaborating with the Vermont Center for Independent Living and leveraging CDBG funds to modify single family homes and apartments. CEDO has reached out to non-profit partners such as the Champlain Housing Trust and Northgate Apartments to improve accessibility.
- The City works proactively to ensure that our HOME funded projects comply with the requirements of Section 504 and 24 CFR part 8 Subpart C.
- At the City's request to accommodate larger families which are disproportionately families of color, the nonprofit housing development organizations have included some 3 bedroom units in plans for new rental developments.
- The City provides annual operating support and CDBG funds to HomeShare Vermont in support of elderly and persons with disabilities. Home-sharing is a simple idea where two or more people share a home to their mutual benefit, just like an old fashioned barter. A person offers accommodations in exchange for help around the house, rent, or a combination of the two. See Table 2 below on the progress made through this program during this 5 year Consolidated Plan timeframe.

Table 2: Total number of persons assisted by grant period.

Grant Period	Total Number of Persons Assisted
2013	113
2014	73
2015	18
2016	123
Total	**324**

- VLA represents people with disabilities annually on a range of fair housing issues from how to request a reasonable modification or reasonable accommodation to actions in before the Human Rights Commission, state and federal courts.

Impediment 5: Housing development and occupancy policies run the risk of limiting the number of affordable housing units most needed by protected classes.

Actions taken this year to address this impediment included:

- CEDO continues to advocate for Fair Housing in discussions regarding enforcement of the limit on the number of unrelated adults. When the City Council expanded to the Residential High Density zoning District the 4-person limitation on the number Unrelated Adults living in a housing unit, they grandfathered all existing properties where more than 4 unrelated adults are living.
- In the Housing Action Plan, the City continues to examine policies and regulations that negatively impact our affordable housing market. During the development of the Plan, VLA urged the city to use public land for subsidized and workforce housing rather than college student housing.
- The City commissioned a consultant to analyze the impact of the IZ Ordinance on new housing construction and to identify changes to the Ordinance that would render it a more effective tool for meeting both low- and moderate-income and workforce housing.

OMB Control No: 2506-0117 (exp. 06/30/2018)

CR-40 - Monitoring 91.220 and 91.230

Describe the standards and procedures used to monitor activities carried out in furtherance of the plan and used to ensure long-term compliance with requirements of the programs involved, including minority business outreach and the comprehensive planning requirements

All CDBG subrecipient activities are monitored through program reports submitted by subgrantees with each request for funds. In addition, staff make onsite monitoring visits to subrecipients each year based on factors such as: whether the subrecipient is a new organization or a new CDBG grantee, how long it has been since the last onsite monitoring visit, whether there were problems revealed during the last monitoring visit, whether the program reports indicate a need for onsite monitoring, whether there have been significant changes in subrecipient staff, and the size of the grant. Program staff made onsite visits to several subrecipients this past year.

HOME subgrantee activities are monitored through annual project reports submitted by subgrantees and through onsite visits. The purpose of the project reports is to ensure that (a) for rental housing, all HOME-assisted housing units meet federal regulations for rent and income levels as well as compliance with applicable inspection standards and other federal requirements; and (b) for homebuyer projects, all HOME-assisted housing units are owner occupied and in compliance with other federal requirements. This year, program staff performed a desk review (including receipt of inspection reports) for all nonprofit recipients of HOME funds. Program staff did onsite monitoring of all nonprofit recipients of HOME funds and made onsite inspections of selected units owned by the Champlain Housing Trust, Burlington Housing Authority, and Cathedral Square Corporation.

CEDO has developed a web-based registry of self-certified Disadvantaged Business Enterprises and does outreach to local businesses to make them aware that the registry can help them access contracting opportunities. This registry, together with the state's online DBE registry, is available to City departments and to subrecipients for their procurement processes. Periodically CEDO publishes a public notice soliciting MBE, DBE, and Section 3 contractors for inclusion on the online registry. Further, CEDO's Housing Division works closely with the Economic Development team to reach out to known MBE, DBE, and Section 3 contractors to include on the list. Finally, HOME recipients are required in the written agreements to, using the CEDO and State of Vermont registries, make the HOME-assisted project bidding opportunity available to MBE, DBE and Section 3 contractors.

OMB Control No: 2506-0117 (exp. 06/30/2018)

Citizen Participation Plan 91.105(d); 91.115(d)

Describe the efforts to provide citizens with reasonable notice and an opportunity to comment on performance reports.

comment on performance reports.

The Community & Economic Development Office is the lead agency responsible for overseeing the development of the CAPER and for administering the CDBG and HOME programs. The Citizen Participation Plan was followed for the development of this Report. A public hearing was held on September 25, 2017. The hearing was published in a local paper and reasonable notice was provided to residents to comment on the performance report. In addition, public input was sought with the Chittenden County Homeless Alliance via their list serve. Public comment was also saught via CEDO's website, Facebook page and weekly newsletter, the Buzz.

CR-45 - CDBG 91.520(c)

Specify the nature of, and reasons for, any changes in the jurisdiction's program objectives and indications of how the jurisdiction would change its programs as a result of its experiences.

There are no changes in the jurisdictions program objectives.

Does this Jurisdiction have any open Brownfields Economic Development Initiative (BEDI) grants?

Yes

[BEDI grantees] Describe accomplishments and program outcomes during the last year.

- ~ 3.35 acres of the site have been remediated
- ~22,180-square-foot lakeside facility (phase 1) for the non-profit grassroots Community Sailing Center is under construction
- The Community Sailing Center programs served 800 Burlington school children in their floating classroom programs
- The City has signed a development agreement for a new private marina on the site starting construction next year
- The City continues to work with potential developers regarding the redevelopment of the Moran building on the site.

The City has completed construction on one public facility.

CR-50 - HOME 91.520(d)

Include the results of on-site inspections of affordable rental housing assisted under the program to determine compliance with housing codes and other applicable regulations

Please list those projects that should have been inspected on-site this program year based upon the schedule in §92.504(d). Indicate which of these were inspected and a summary of issues that were detected during the inspection. For those that were not inspected, please indicate the reason and how you will remedy the situation.

All HOME-funded developments that received on-site inspections and met the applicable standard during the last complete program year:

Avenue Apartments—1201 North Ave. - #s 104, 106, 109, 202

Bobbin Mill – 234 S Champlain - #s 210, 212, 218

Callahan – 33 North St. #'s 5 & 6, 134 North St. #s 5 & 9, 163 Intervale, & 165 Intervale

Cathedral Square Senior Living—16 Cherry St. – #s 6C, 7B, 8B

City Neighborhoods—52 North Champlain Street St., 59 #6 North Champlain Street St., 73 Sherman Street, and 221 Pine Street #4

ECHO – 92 North Ave. - #s 1-3, 5-7

Heineberg Senior Housing—72 Heineberg Rd. - #s 109, 115, 205

King Street Housing – 88 King Street - #s 301, 308, 406

McAuley Square (Independence Place) —140 Mansfield Ave. - #s 2 - 7

Salmon Run—220 Riverside - #s F11, G4

Waterfront Housing—300 Lake St. - #s 101, 104, 106, 202, 206, 210, 304, 305, 401, 404, 406

Wharf Lane Apartments—57-61 Maple St. - #s 220, 319

No developments missed a scheduled on-site inspection.

OMB Control No: 2506-0117 (exp. 06/30/2018)

The following are issues encountered during the initial inspection of some of the above units:

Tripping hazards & low battery in smoke detector. The owner was promptly notified of the deficiency and all issues were corrected.

Provide an assessment of the jurisdiction's affirmative marketing actions for HOME units. 92.351(b)

The effectiveness of the City's affirmative marketing actions for HOME units is considered a success based on the characteristics of households living in HOME-funded units. Overall, HOME-funded units provide housing to a higher percentage of households in protected classes than the general housing stock of Burlington. The Community & Economic Development Office actively encourages affirmative marketing of HOME-funded units. Recipients of HOME funds must try to provide information to and otherwise attract eligible persons from all racial, ethnic, and gender groups in the housing market area. Future actions will change based on the data gathered each year.

Refer to IDIS reports to describe the amount and use of program income for projects, including the number of projects and owner and tenant characteristics

During the most recent complete program year, CEDO received $950.00 in HOME program income and expended $1,254.00 in HOME program income. The following are the characteristics of the beneficiaries of the project funded with the above program income:

Project Name: Bright Street Housing

Address: 37 and 41 Bright Street, Burlington

Type: New Construction of Rental Housing

IDIS #: 1429

Program Income expended: $1,254.00

HOME units: 6

Beneficiary #1: HH size of 3, under 50% AMI

Beneficiary #2: HH size of 1, under 30% AMI

Beneficiary #3: HH size of 5, under 50% AMI

Beneficiary #1: HH size of 1, under 60% AMI

Beneficiary #2: HH size of 2, under 60% AMI

Beneficiary #3: HH size of 5, under 60% AMI

Describe other actions taken to foster and maintain affordable housing. 91.220(k) (STATES ONLY: Including the coordination of LIHTC with the development of affordable housing). 91.320(j)

The City continued to take action with both funding and advocacy to preserve the affordability of existing rental housing. While low-income housing is being lost to conversion and demolition all across the nation, Burlington has policies and funding priorities that have managed to both preserve existing rental housing and create new rental housing affordable to low and moderate income households. During this program year, the City of Burlington continued to work to preserve the North Avenue Cooperative (f/k/a Farrington Mobile Home Park) and is dedicating future resources to improving park infrastructure. In addition, the City has worked to create preserve the affordability of Champlain Housing Trust's single room occupancy project at 204 Pearl Street.

Appendix A
Community Indicators

The City tracks a number of community indicators to measure overall progress towards its housing and community development goals and to see if changes in program strategies, objectives or activities are warranted.

Poverty

Within Chittenden County, people living in poverty are concentrated within Burlington and the adjoining City of Winooski. Portions of Burlington's Old North End neighborhoods have the highest poverty rates of any census tracts in the state.

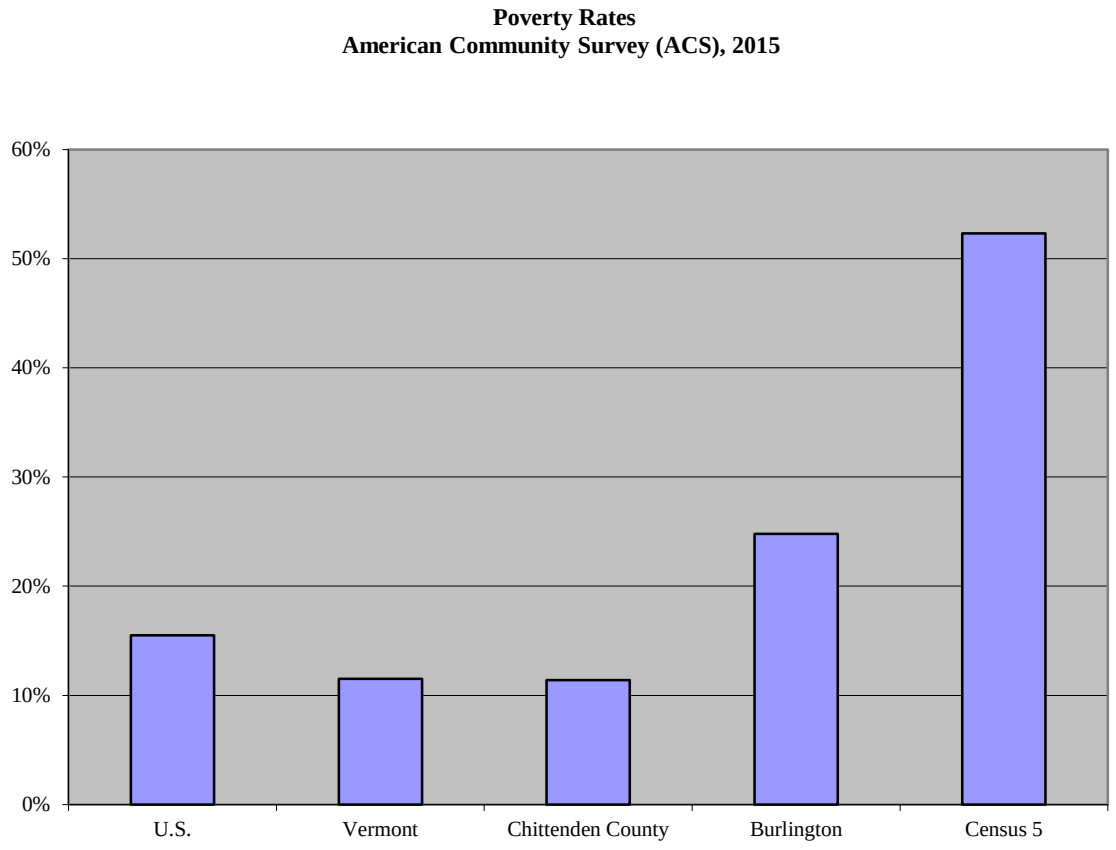

OMB Control No: 2506-0117 (exp. 06/30/2018)

Poverty Rates By Age

Poverty disproportionately affects children and young adults (although the poverty rate among young adults in Burlington is distorted by the college student population) and women raising families as single parents.

Poverty Rates by Age ACS 2015

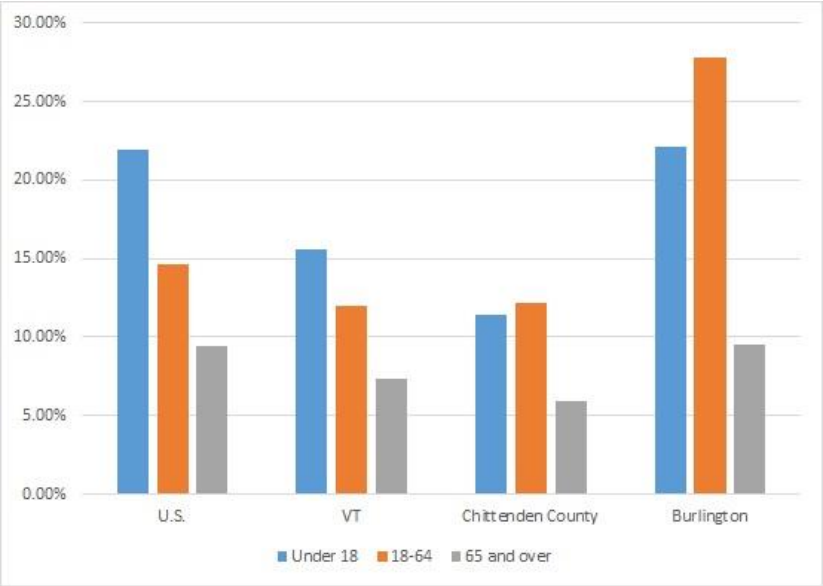

Poverty Rate By Family Type

In Burlington, families with a female head of household follow the national trend of experiencing the highest rate of poverty compared to other family types.

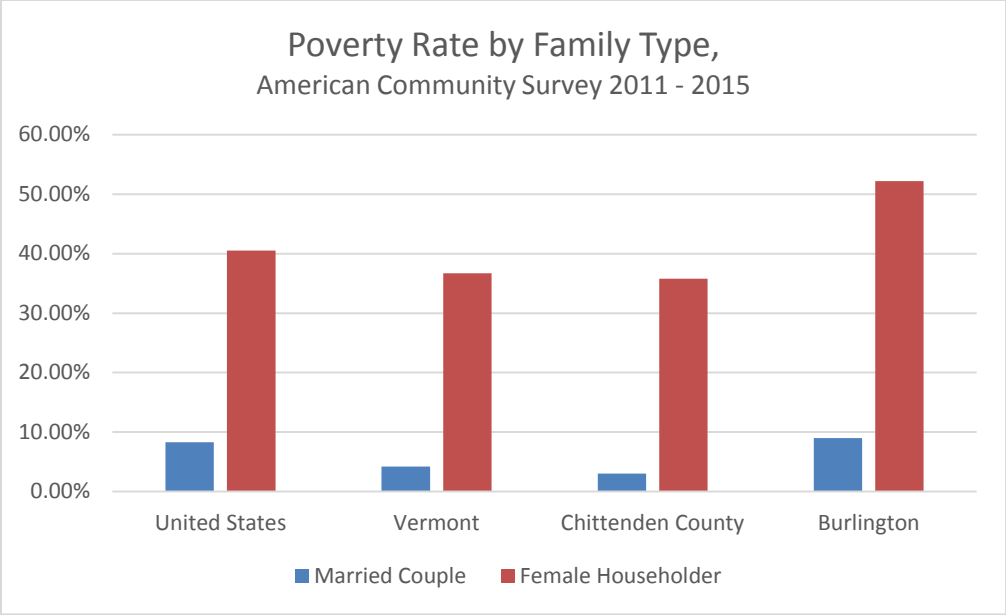

Decent Housing

The City's goal is that all Burlington residents have a range of housing options that offer them safe, decent, appropriate, secure and affordable housing. Indicators tracked in this area include:

Rental Vacancy Rate and Rental Affordability

A rental vacancy rate between 3% and 5% is generally considered by most experts to be "balanced." When it falls below that level, a lack of supply will lead to escalating rents, leave people unable to find housing, and limit economic growth.

The local rental vacancy rate, measured twice a year by the Allen & Brooks Report©, is running at 4.4% in Chittenden County as of December 2016, a 1.4% increase from 2015 and within the 'balanced' range. Rental affordability, measured by a "housing wage" that allows a tenant to pay no more than 30% of income for housing and utilities, continues to be out of reach for lower-income residents. Both indicators show a continuing need for the production of new affordable rental units. However, a higher vacancy rate is a new trend for Burlington.

OMB Control No: 2506-0117 (exp. 06/30/2018)

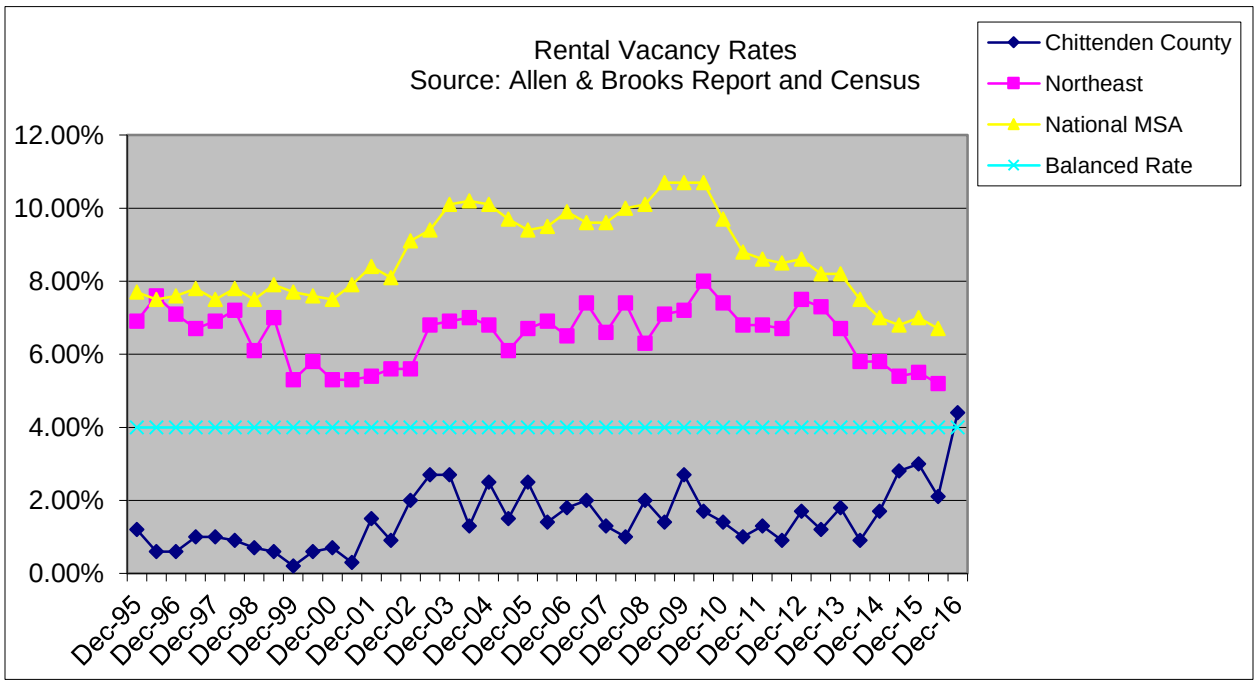

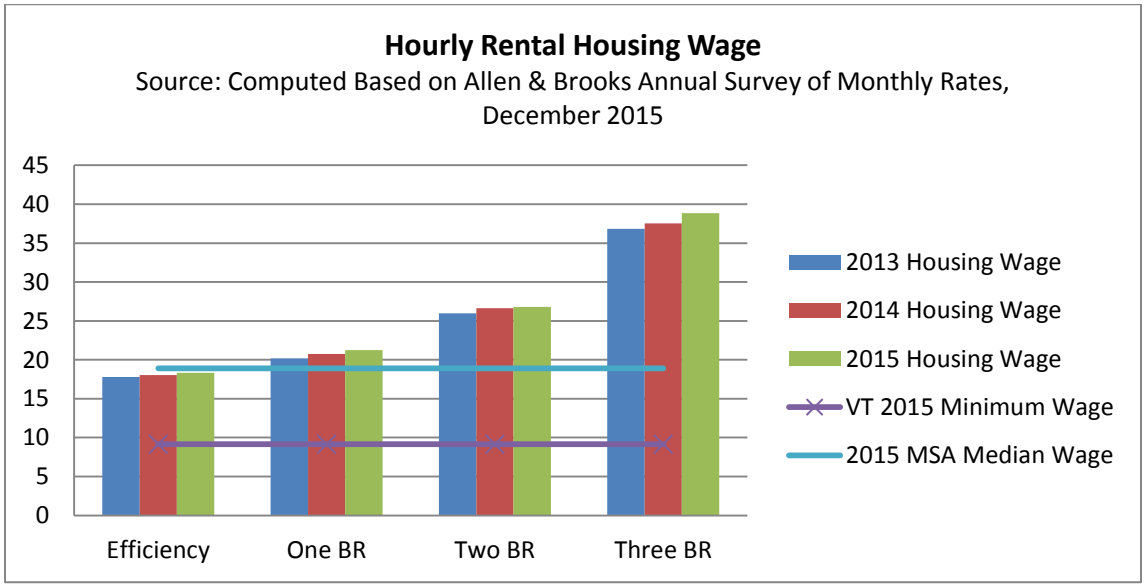

**Please note that 2016 MSA Median Wage is currently unavailable from the Bureau of Labor Statistics*

Rent is rising at a higher rate than household income. Median household income has increased at an average of 1.4% since 2008 while rent grew at an annual average rate of 2.8%.

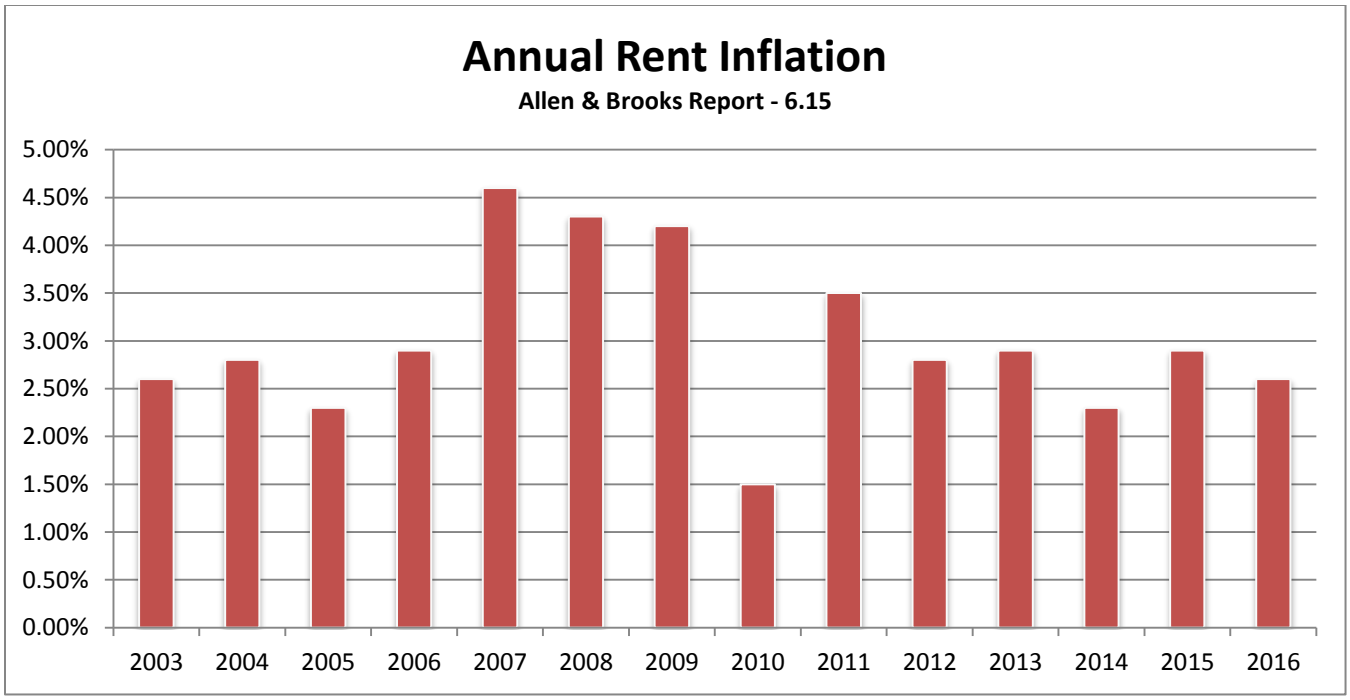

Median Home Sales Price, Number of Home Sales and Number of Foreclosure Filings

Home prices leveled off from 2005 to 2007, peaked in 2008, and then began fluctuating and decreasing to reflect the housing downturn experienced in most of the United States. From 2011 until 2014 median sales price increased slowly and in 2015 median sales price in Burlington decreased. From 2009 to 2013 home sales gradually increased as homebuyers began to recover from the economic recession, yet in 2013 home sales dropped drastically. To afford a home purchase at the 2015 median price of $257,500, a Burlington buyer would have needed an annual income of $80,800. That is well above the median family income in the Burlington Metropolitan Statistical Area as estimated by the 2015 American Community Survey ($63,255) as well as the City of Burlington median household income ($44,671).

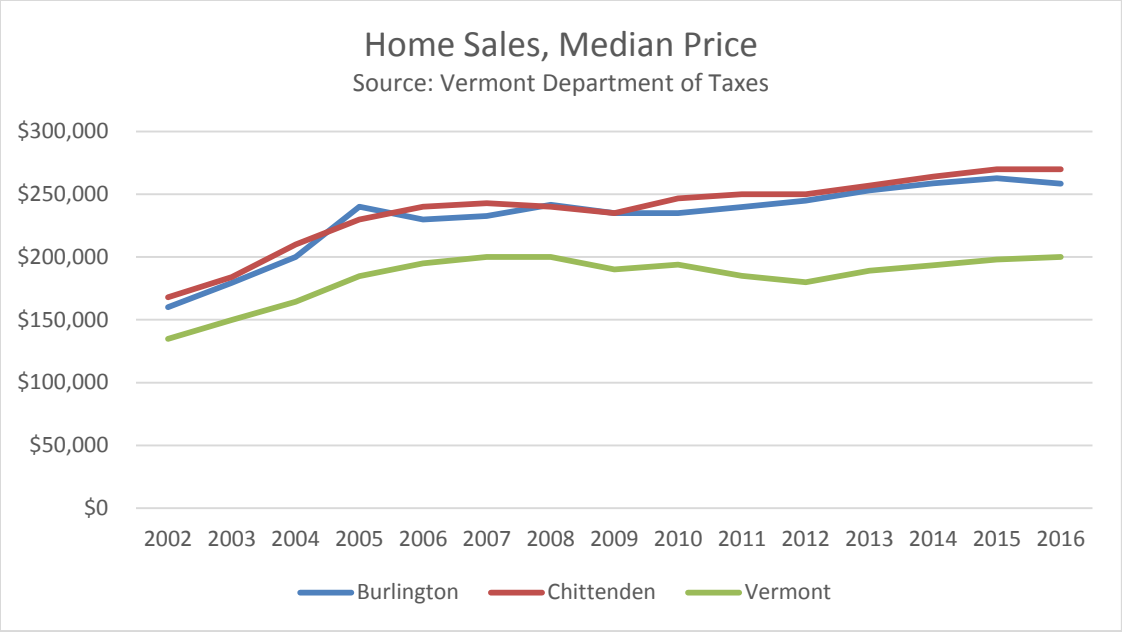

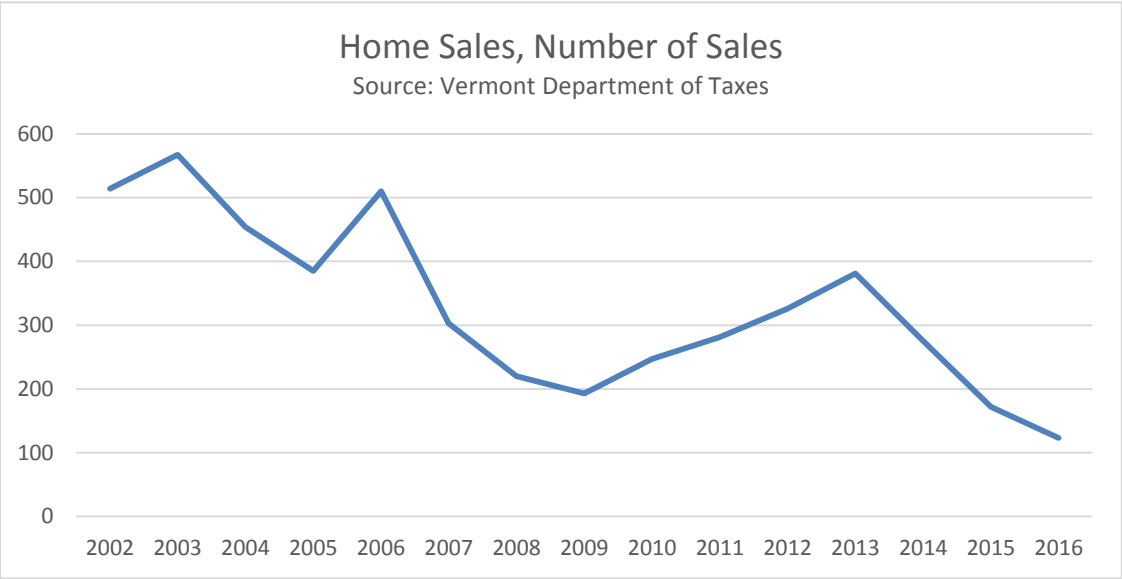

The number of homes sold showed a dramatic decline from 2006 to 2009, with that trend appearing to reverse in 2010 with slow but increasing sales until 2013. Home sales have steadily decreased since 2014. Burlington has escaped the kind of foreclosure crisis experienced by other cities, but foreclosure filings did begin rising in 2007 – with escalating numbers continuing in 2008 and 2009 – before beginning to abate in the first part of 2010. This decreasing trend has continued through 2016, which saw the lowest foreclosure figures in 13 years.

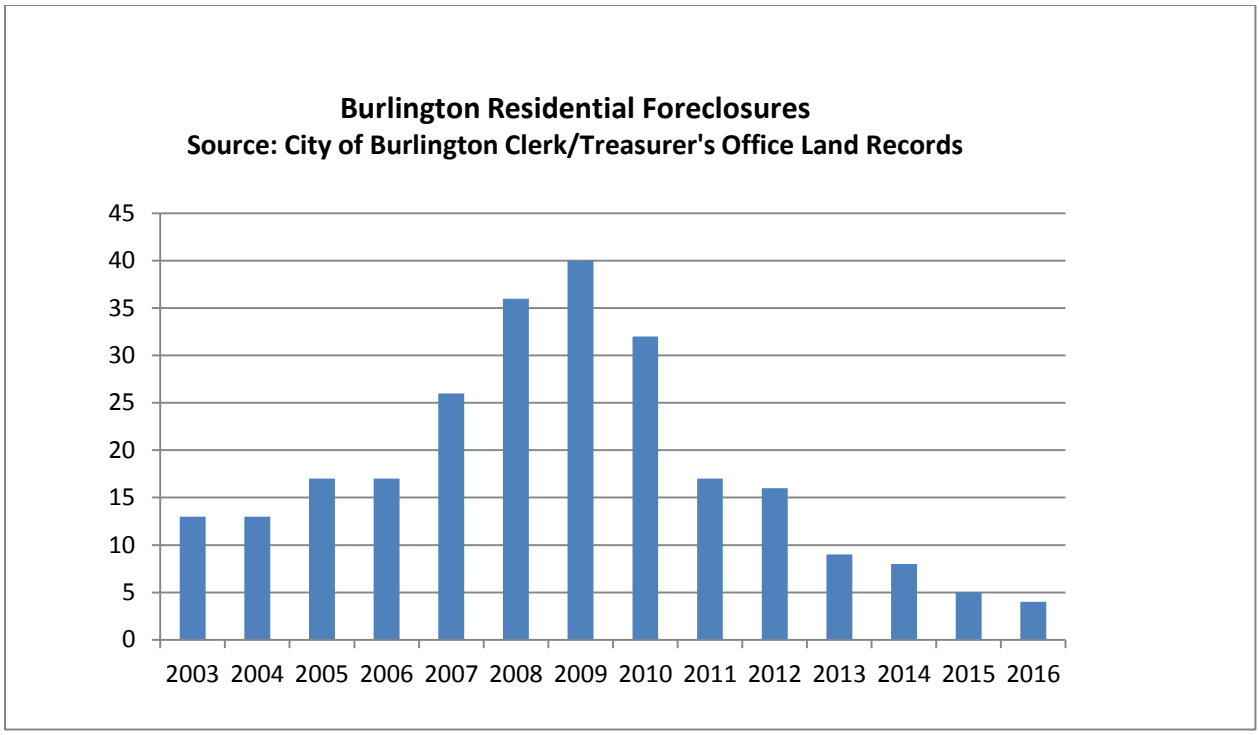

These indicators show a continuing need for support of affordable homeownership. The City will continue to monitor foreclosure levels; however, the data demonstrates foreclosure filings are at the lowest in the past 10 plus years. The current foreclosure prevention programs of the two federal housing counseling agencies located in Burlington – Opportunities Credit Union and the HomeOwnership Center of the Champlain Housing Trust – appear to be sufficient to meet the level of need.

Number of Homeless

Each January, local homeless and housing providers count the number of people in Chittenden County (primarily in Burlington) who are without permanent housing on a given night – including those in shelters and state-paid motels, those in transitional housing and those living in places unfit for human habitation.

The total homeless population is represented by the graph **Number of Homeless, Continuum of Care Point-In-Time Survey.** The homeless population in Chittenden County experienced an overall 41% decrease from 2009 to 2016, increasing slightly in 2014, leveling out again in 2015 and decreasing significantly in 2016. The highest number of homeless was counted in 2010 and the lowest number in 2008. Though the total number of homeless decreased from 2014 to 2015, the number of homeless single adults increased in that one year period, while the number of homeless people in families decreased notably. Again, from 2015 to 2016 the total number of people experiencing homelessness decreased, including a small number of homeless people in families and a significant number of homeless single adults.

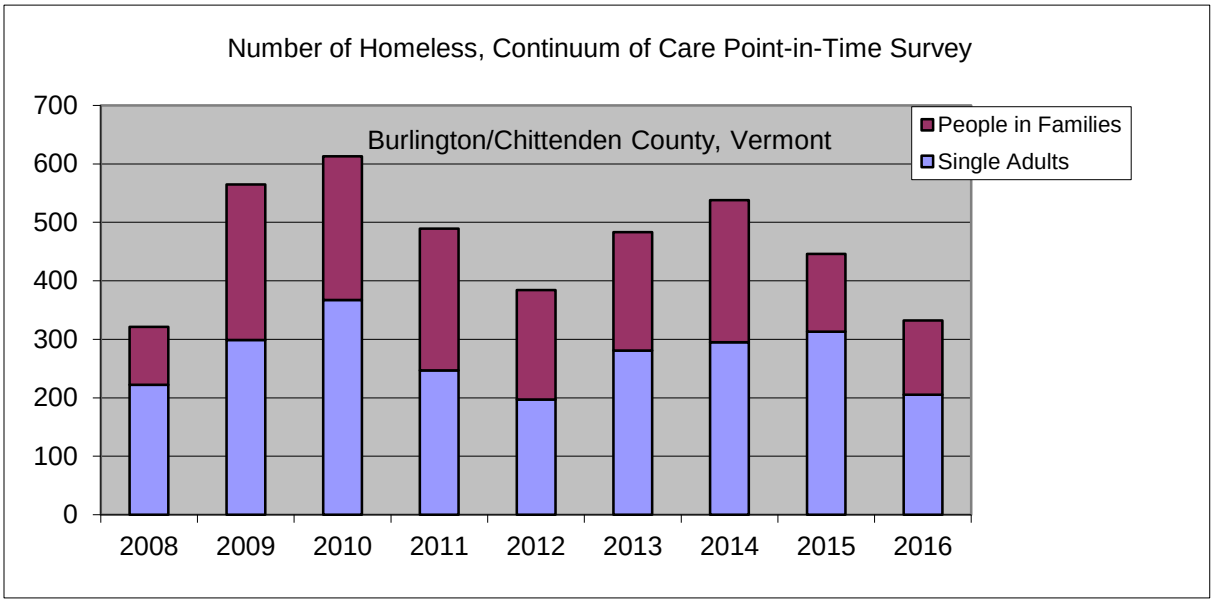

Please note the downward trend of those accessing emergency shelter with the lowest point in 2012 and then the sharp increase of 56% in 2013 due to the Emergency Assistance Motel Voucher Program. Cold weather exemptions and relaxed standards led to increased usage. It is not clear as to whether this represents an actual increase in literal homelessness in Burlington.

OMB Control No: 2506-0117 (exp. 06/30/2018)

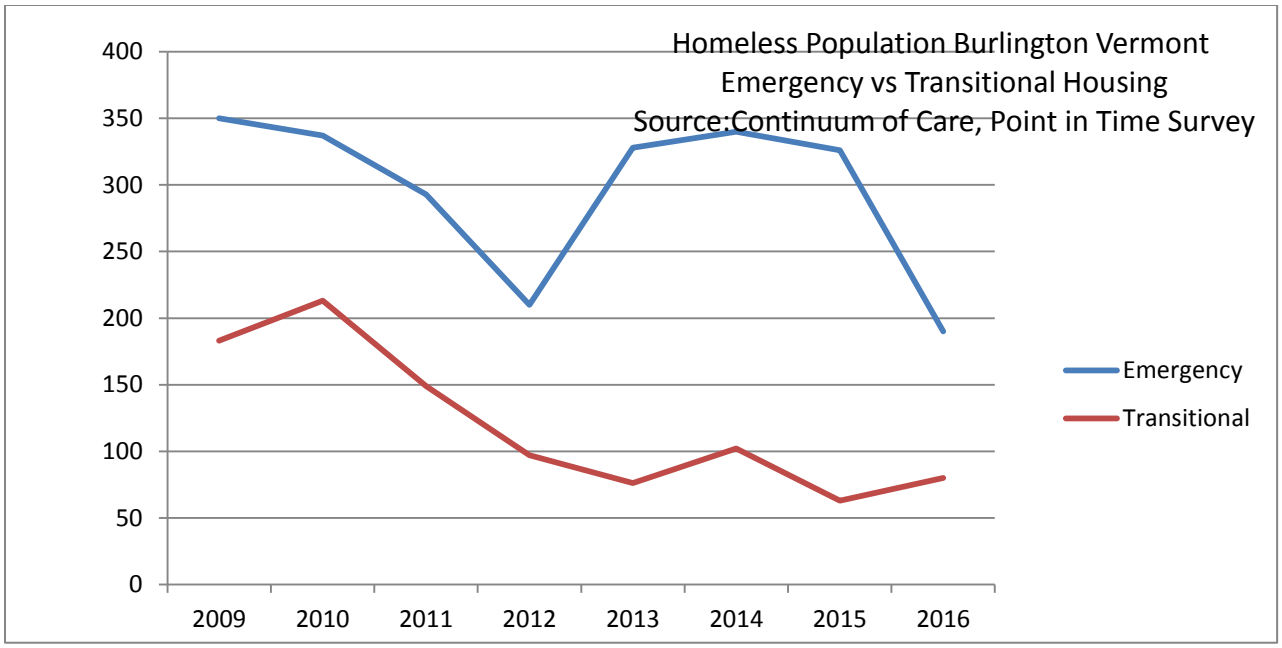

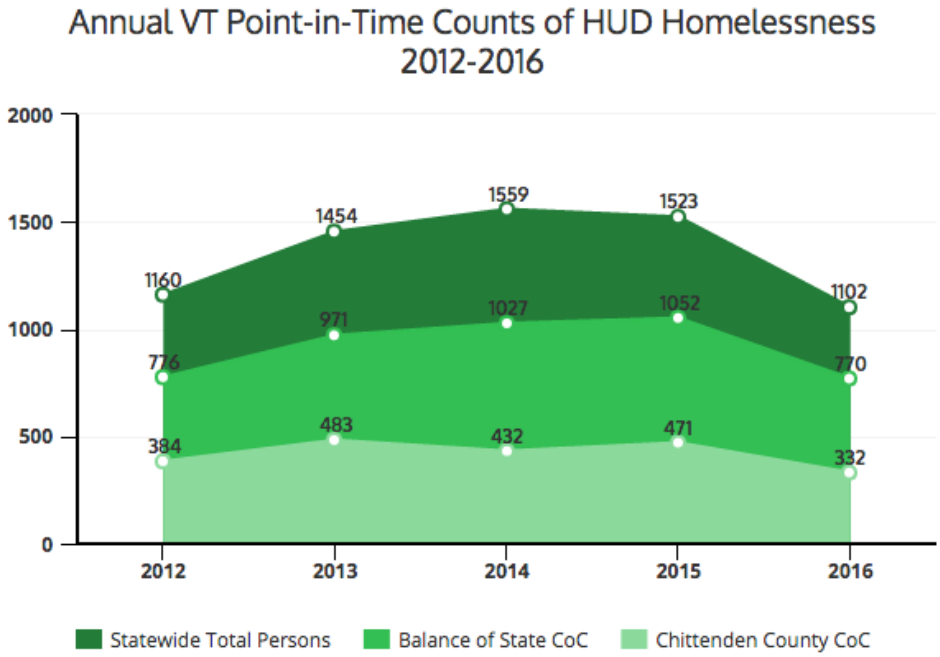

OMB Control No: 2506-0117 (exp. 06/30/2018)

Economic Opportunity

The City's goal is that a prosperous Burlington economy provides all Burlington residents with access to livable wage jobs, to the education and training that qualify them for those jobs, to business ownership opportunities, and to the supports necessary to access those opportunities. The indicators which we track in this area include:

Job Growth and Unemployment

Burlington's unemployment rate continues to track state and national rates, declining each year since 2009 but at a lower level. Job growth in the City and in the Labor Market Area (LMA), which is based on commuting patterns, declined sharply between 2008 and 2009. Employment, however, did appear to be following national trends with a slight increase in jobs in the LMA, including those in the private sector.

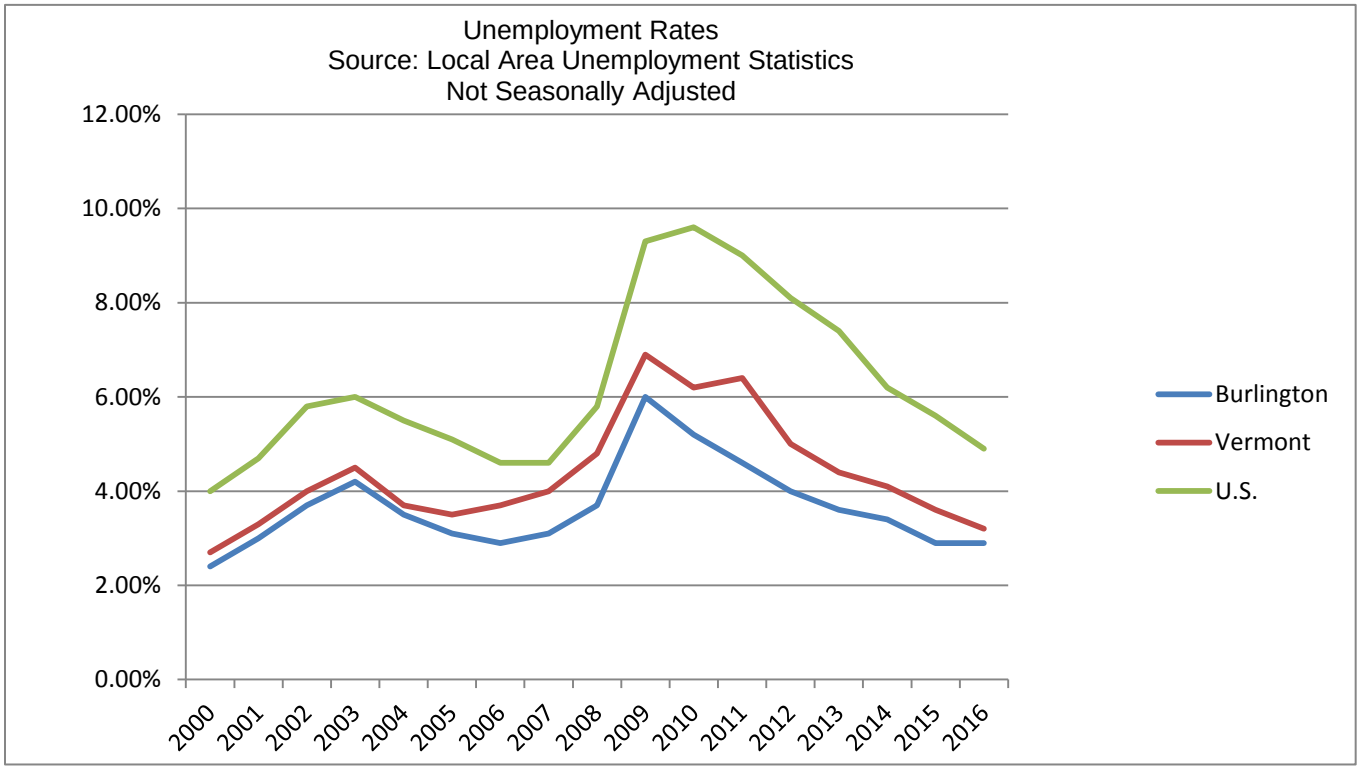

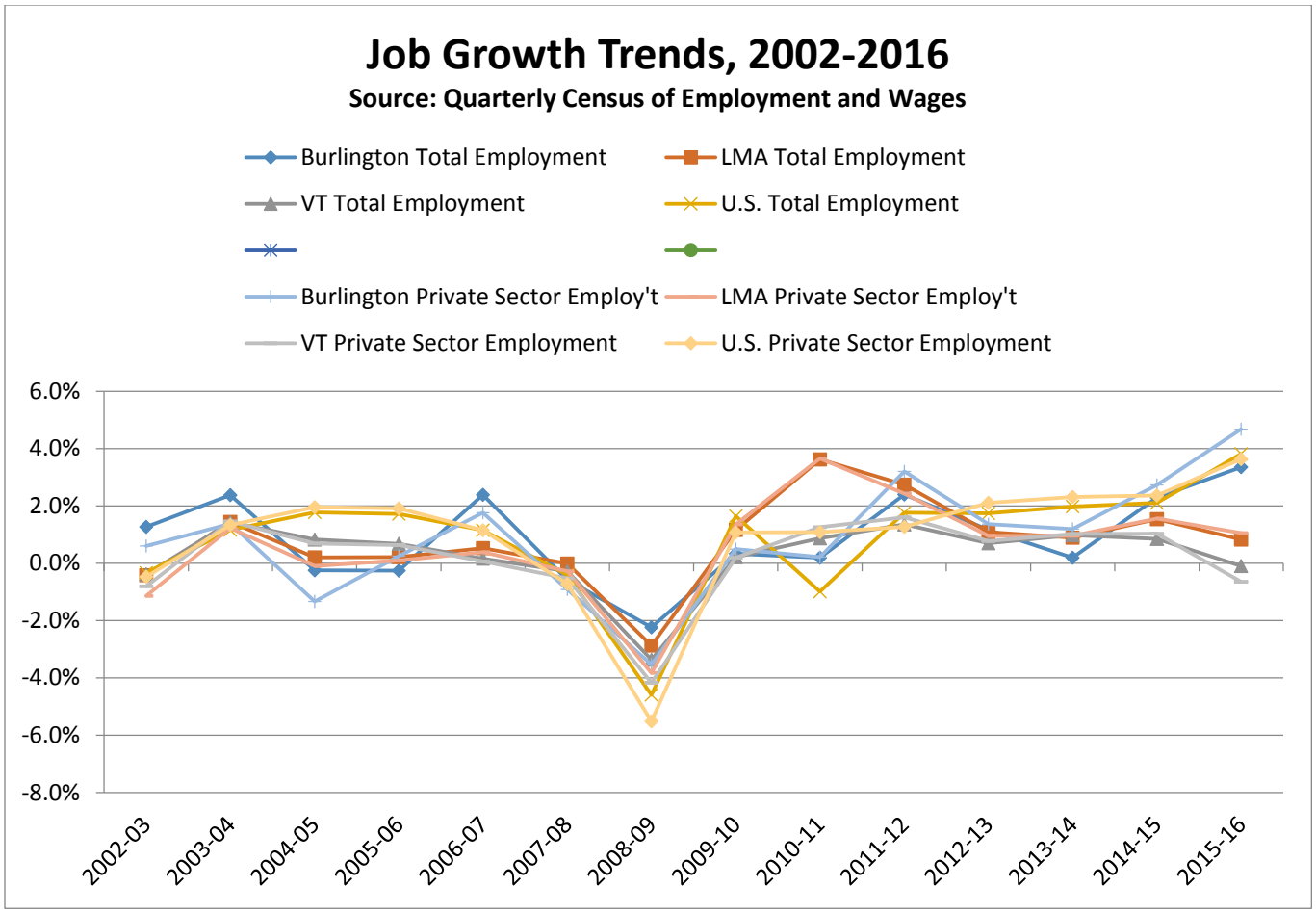

Commercial Vacancy Rates

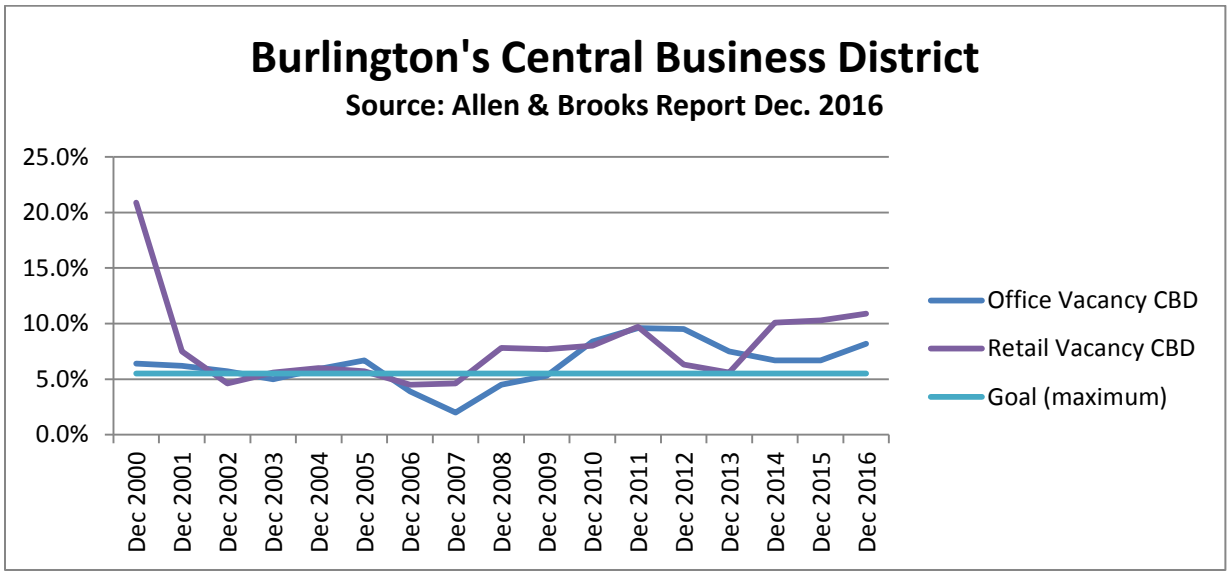

The downtown retail vacancy rate jumped upwards in June 2008, leveled out for several years, and peaked in December 2016 at 10.9%, higher than the historic average of 8.3%. Much of this increased vacancy is attributed to broad, long-term redevelopment plans at the Burlington Town Center shopping mall. The complex was purchased in 2014 and is undergoing a period of re-tenanting that will likely keep vacancy rates higher than average throughout the redevelopment transition.

Sales and Entertainment Revenues

Vermont saw a significant rise in sales and gross use receipts between January 2010 and 2011; on a month-to-month basis, these receipts increased gradually throughout 2010, from 48,027,596 to 64,779,961 in a one year period. Burlington meals, rooms and alcohol receipts have remained largely stable since 2011, increasing by 10.81% in 2012, dipping slightly in 2013 and 2014, and finally increasing in January 2016.

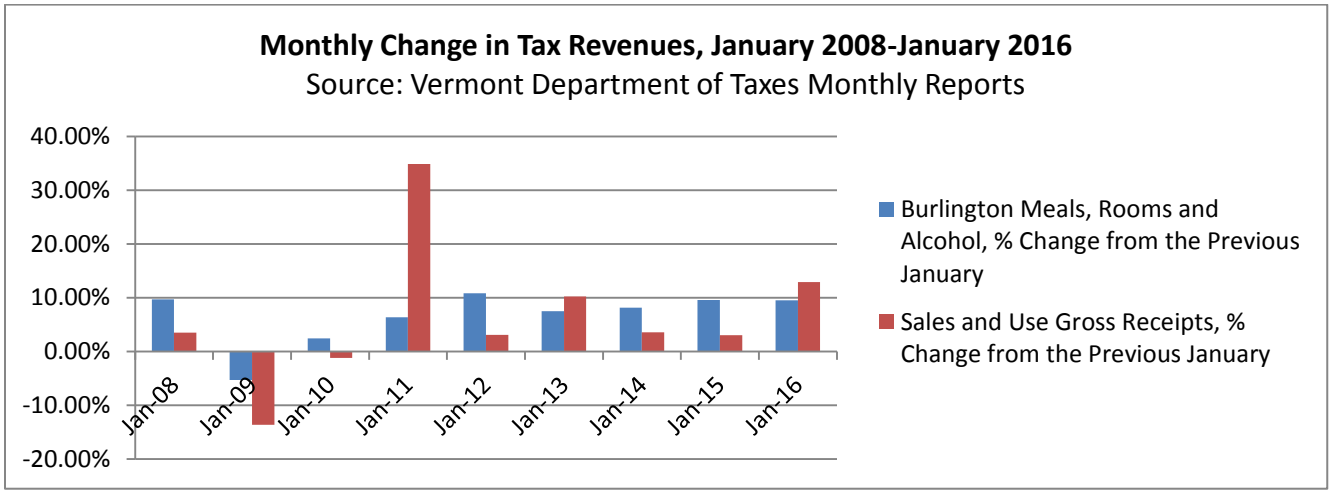

Educational Success

During the 2014-2015 school year, the dropout rate at Burlington Senior High School was 3.9%, the highest rate in eight years, increasing from 2.8% in 2013-2014. In the 2014-2015 school year there was a decrease in 11th grade students scoring below proficient in Science.

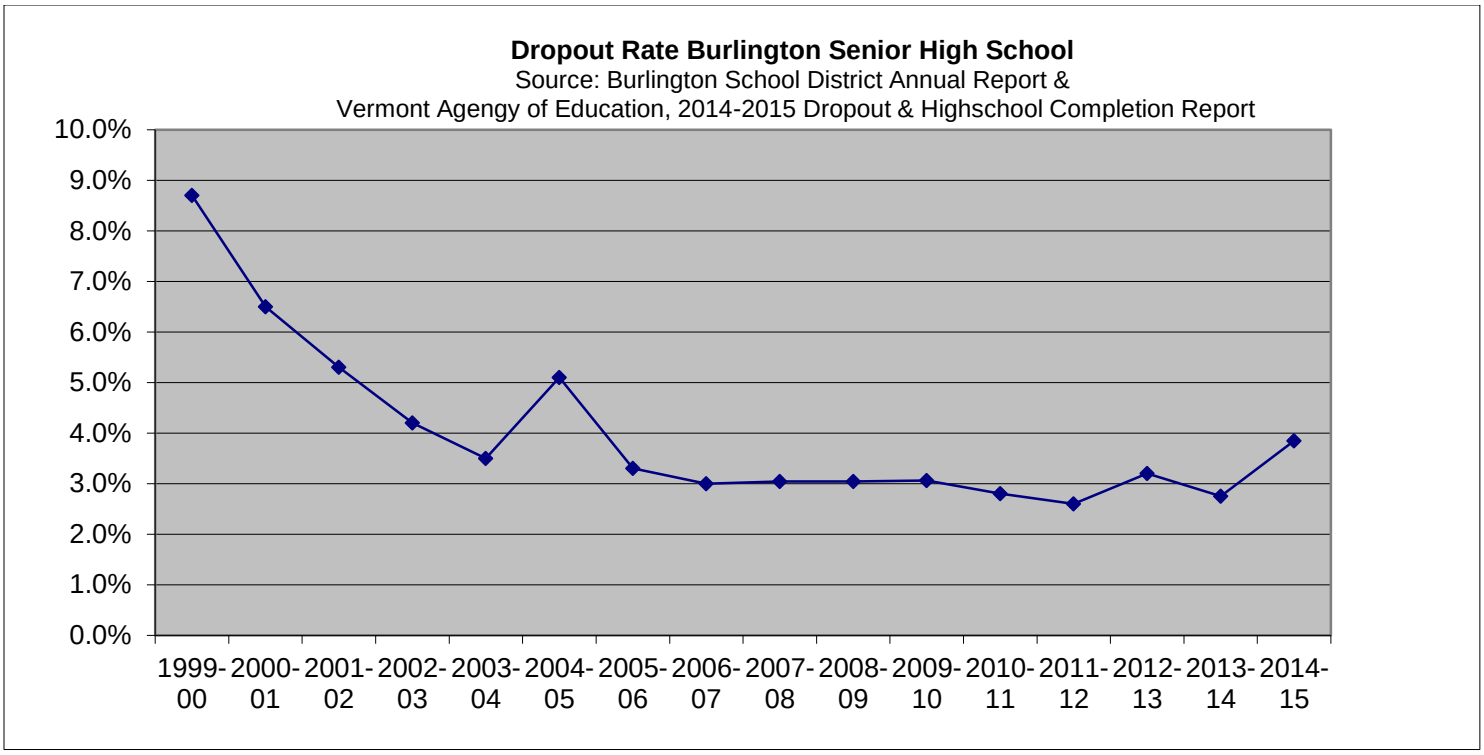

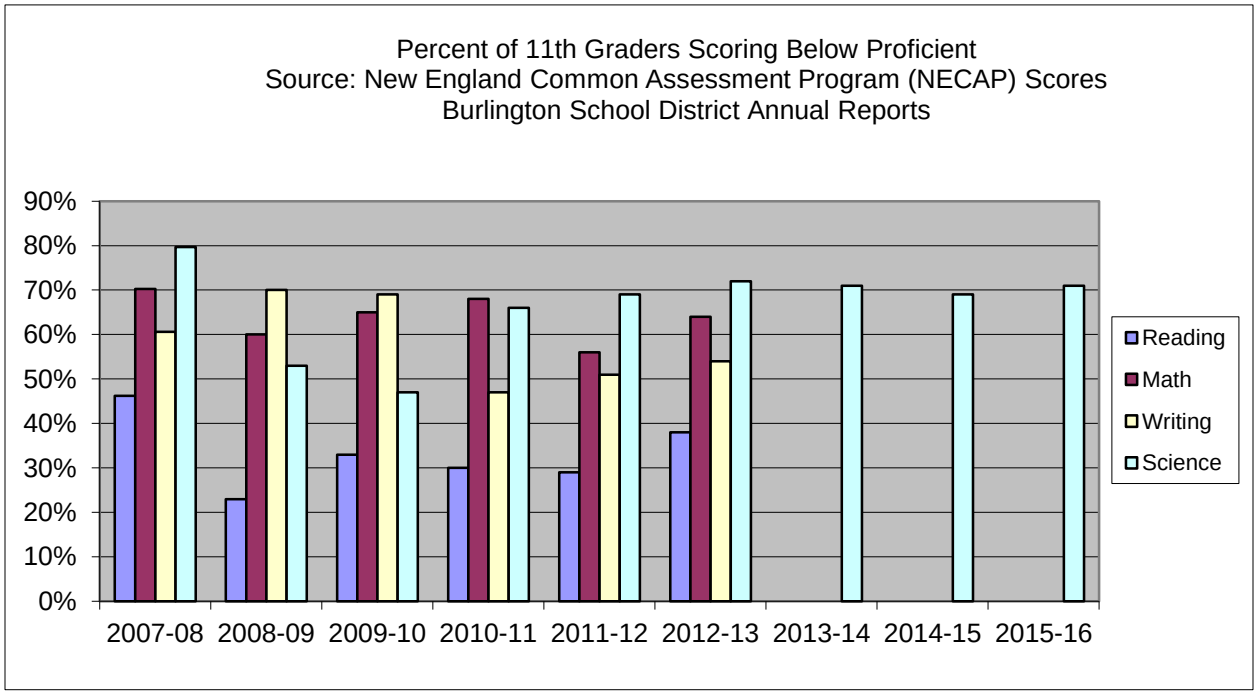

OMB Control No: 2506-0117 (exp. 06/30/2018)

In 2010, the Vermont State Board of Education adopted the Smarter Balanced Assessment Consortium (SBAC) or Common Core assessment. Starting in the 2013-2014 school year the NECAP assessments for Reading, Writing, and Math were replaced with the Smarter Balanced Assessment Consortium (SBAC) or Common Core assessments for English Launguage Arts/Literacy and Mathematics. Above you will find the NECAP scores in Science and below you will find the 2014-15 and 2015-16 SBAC scores for English Language Arts/Literacy and Mathematics. Please note when interpreting the SBAC results that test results are almost always lower when a new test is introduced and that scores on the SBAC are generally lower than on the NECAP.

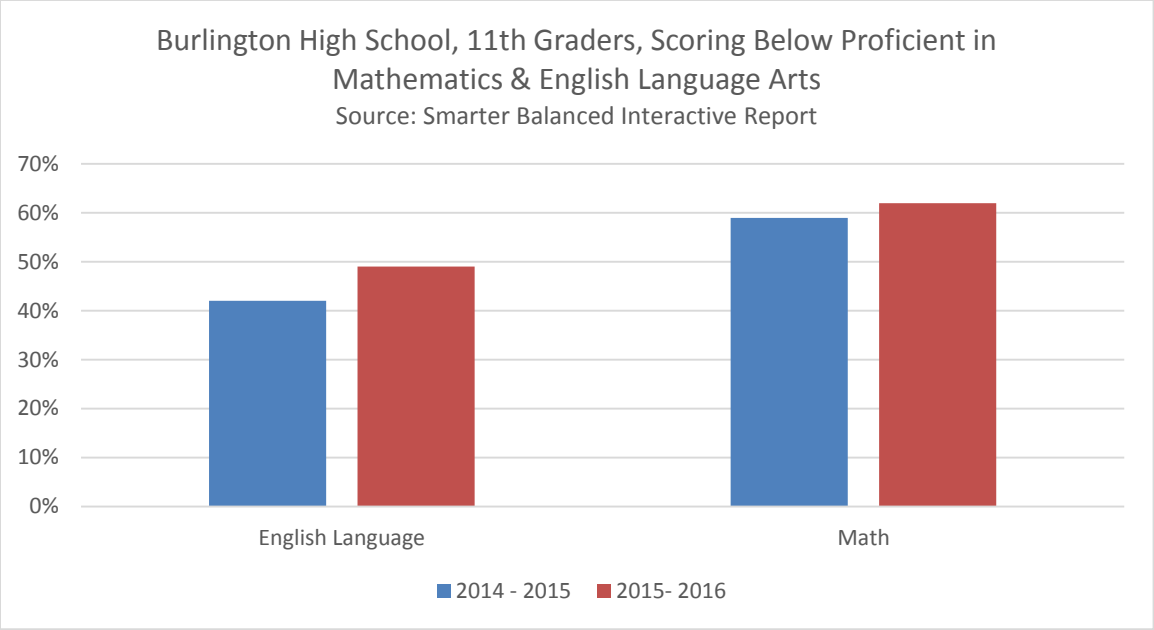

Family income continues to impact student proficiency, 12% of Grade 11 Burlington High School students who receive Free and Reduced Lunch scored proficient or above on the Smarter Balanced Assessment Mathematics test as compared to 59% of students who do not receive free or reduced lunch in the 2015-16 school year. These numbers are indicative of the poverty levels, diversity, and range of familiarity with the American school system within the City.

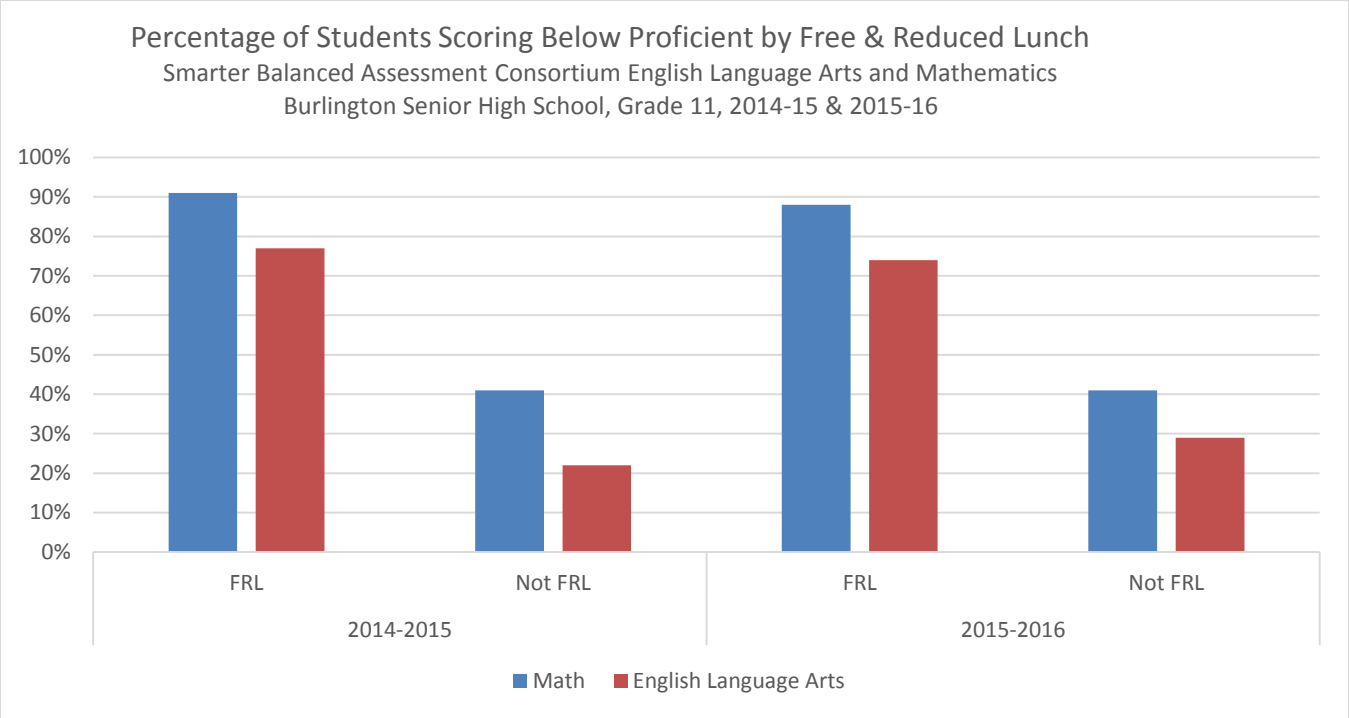

Refugee Arrivals

Refugees coming to Vermont are principally resettled in Burlington and neighboring Winooski. Projections for new arrivals show a continued need for English as a Second Language and other community integration services. The principal refugee groups in the upcoming year are anticipated to be Bhutanese, Somali and Iraqi. The State Refugee Office at the Vermont Agency of Human Services anticipated 350 refugee arrivals in Vermont in 2016.

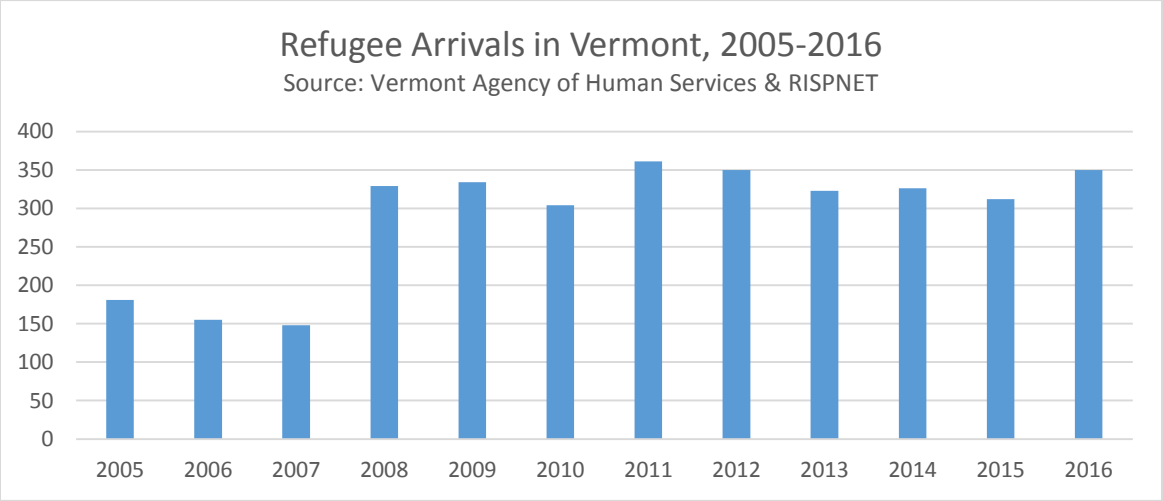

OMB Control No: 2506-0117 (exp. 06/30/2018)

Equity

The most recent data on poverty demonstrates that some minority residents consistently lag behind white residents financially on the local and state level. Minorities in Burlington generally have higher rates of poverty than the state average among each respective race and ethnic group, and disparities among white and non-white rates of poverty are higher in Burlington than at the state level.

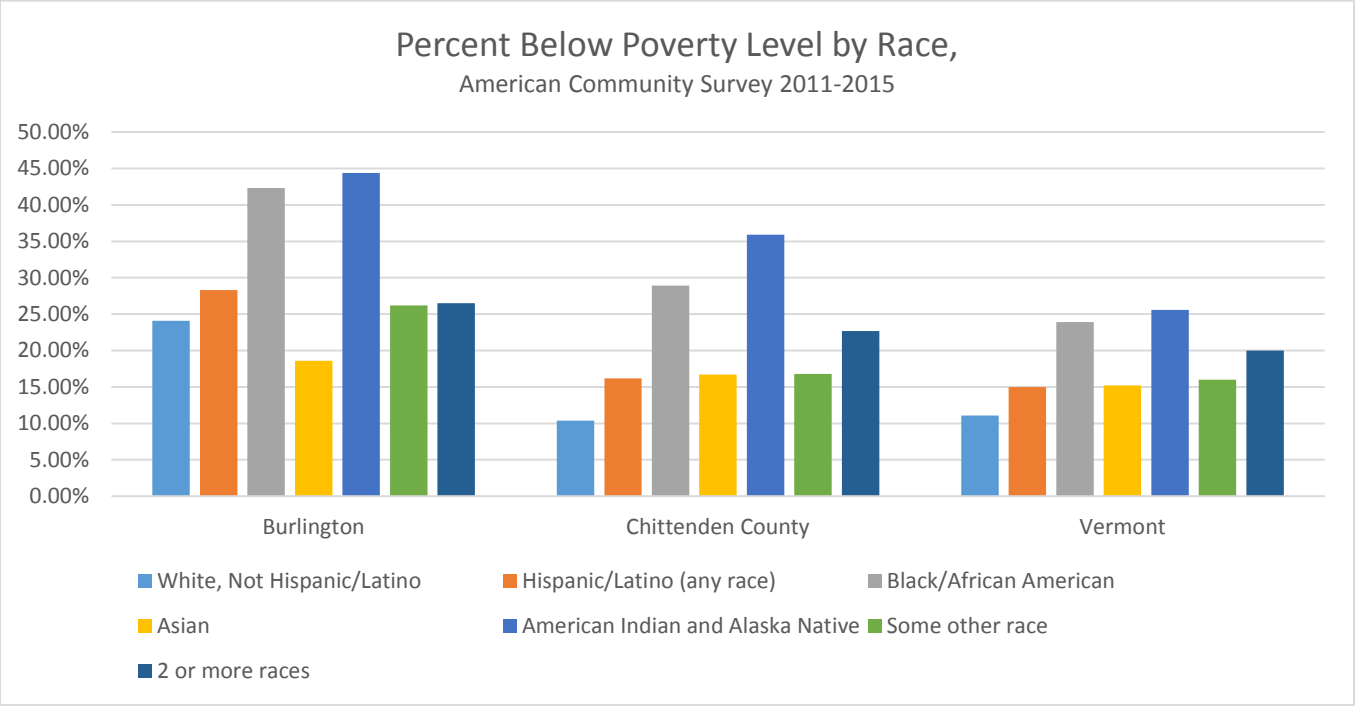

Examining unemployment by race, Black/African Americans have a higher incidence of unemployment than all other races showing racial disparity in the employment sector.

OMB Control No: 2506-0117 (exp. 06/30/2018)

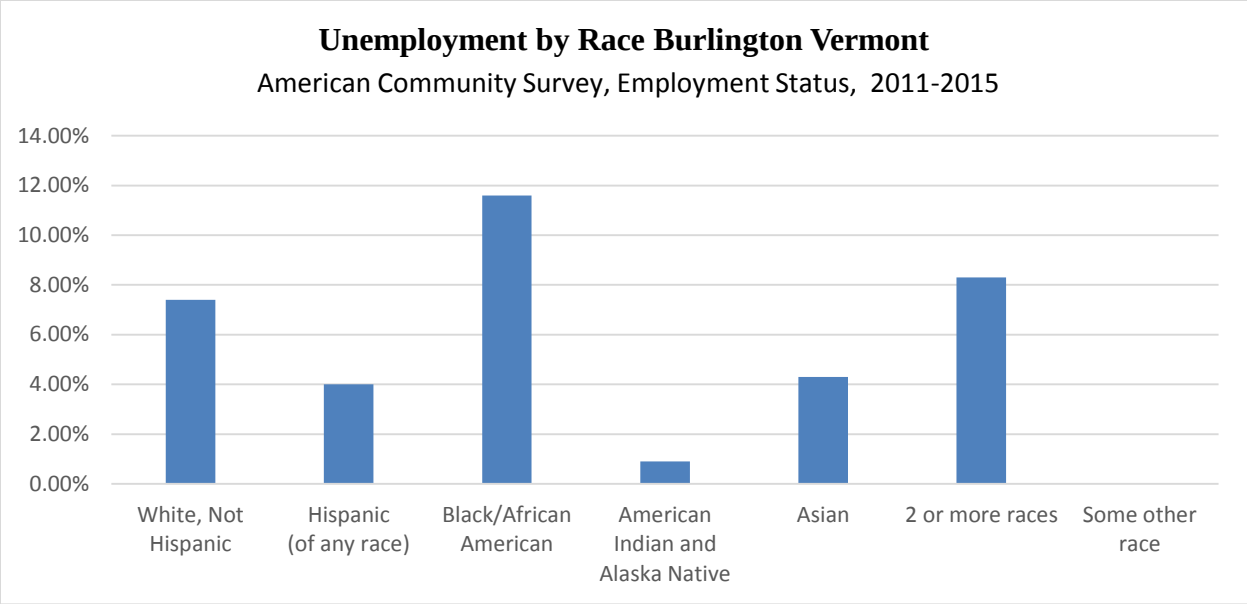

At Burlington Senior High School students who identify as Black or African American are scoring below proficient at a higher rate than students who identify as White.

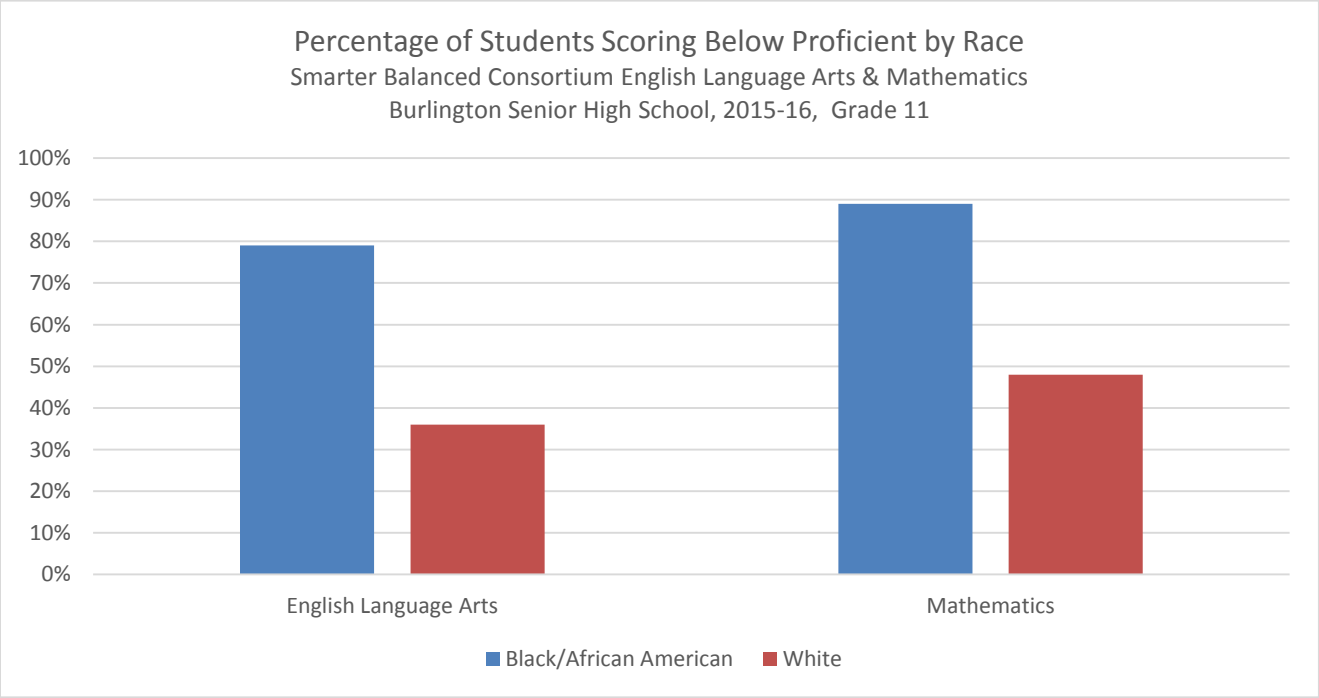

**Data is not available on the proficiency of other races or ethnicities for the 2015-2016 school year at this time.*

Burlington has seen major demographic changes in the last three decades. In 1980, Burlington was a city where 98.5% of its residents were White and only a half of one percent of residents didn't speak English proficiently. Now, over 16.5% of city residents identity themselves as something other than White and not Hispanic

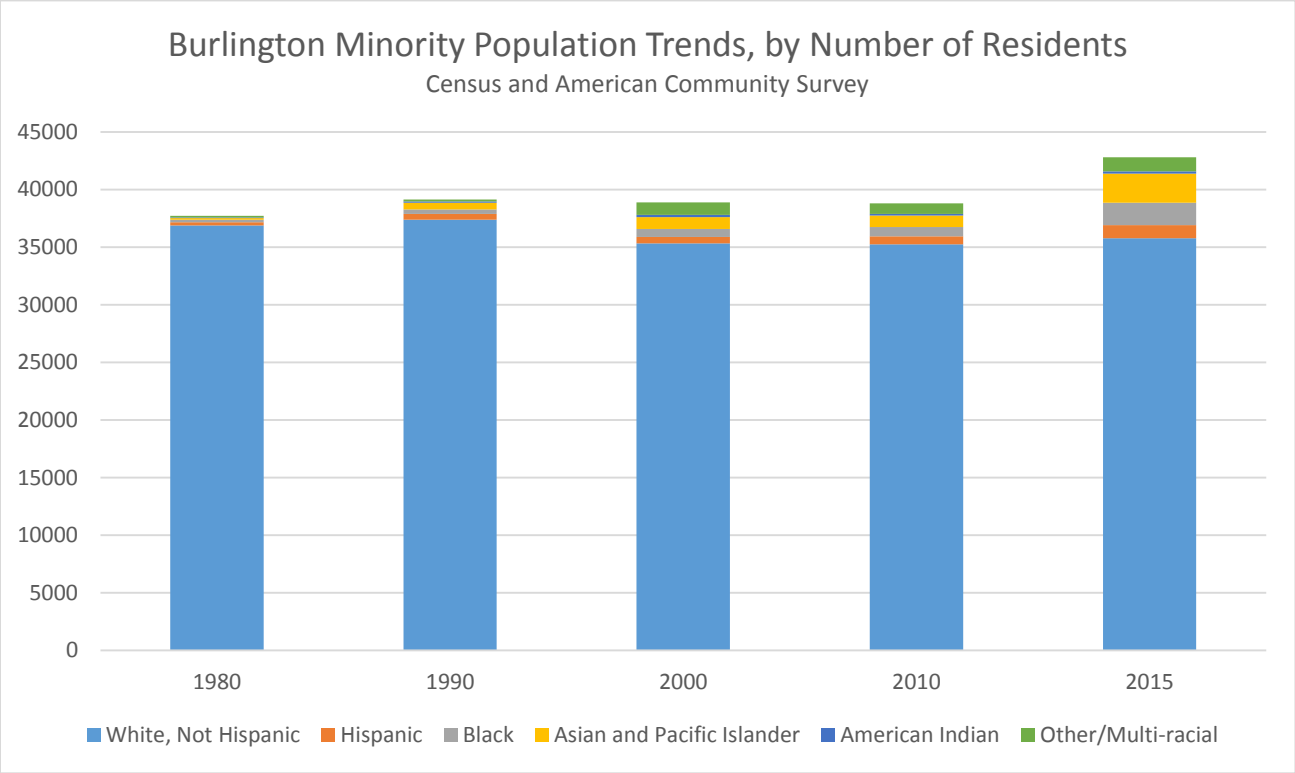

**Please note that the last column is a half-step, representing 5 years of change.*

OMB Control No: 2506-0117 (exp. 06/30/2018)