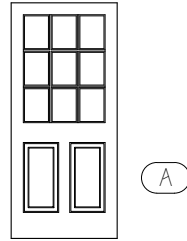
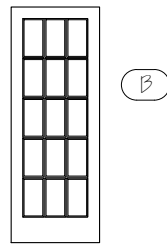


DOOR SCHEDULE

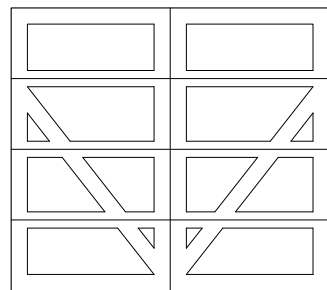
Notes: - $\frac{7}{8}$ " SDL w/ spacer bar, Dual Pane, Low-E2.



QTY: 1
3'-0" x 6'-8" DOOR
SIMPSON OR SIM.
INSWING
RO. 3'-2" X 6'-9 1/2"
NOTES:
simspon 944 TRADITIONAL SASH



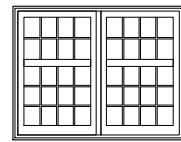
QTY: 1
2'-6" x 6'-8" DOOR
SIMPSON OR SIM.
INSWING
RO. 2'-8" X 6'-9 1/2"
NOTES:
simspon 7015 THERMAL FRENCH



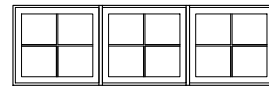
QTY: 1
8'-0" x 9'-0" OVERHEAD DOOR
WOOD - MAHOGANY
RO. 8'-0" X 9'-0"
NOTES:

WINDOW SCHEDULE


Notes: MARVIN ULTIMATE --
 $\frac{7}{8}$ " SDL w/ spacer bar, Dual Pane, Low-E2.




QTY: 4
MARVIN ULTIMATE
LIFCAI
2-WIDE IN-SWING CASEMENT
RO. 4'-11" X 3'-9 7/8"



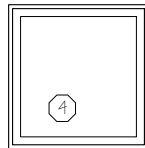
QTY: 6
MARVIN ULTIMATE
LAWN3028
3-WIDE AWNING
RO. 7'-6 1/8" X 2'-3 5/8"



QTY: 3
MARVIN ULTIMATE
UPHG2 2426
DOUBLE HUNG
RO. 7'-3 7/8" X 5'-0"



QTY: 2
MARVIN ULTIMATE
UPHG2 2426
DOUBLE HUNG
RO. 4'-9 1/2" X 5'-0"



QTY: 1
VELUX MANUAL SKYLIGHT (VS) DECK
MOUNTED
506
MANUAL OPERATION
RO. 44 1/4" X 45 3/4"

Drawn By:
Date: 21 September 2022

PROJECT TITLE
City, State
RAMSAY GOURD ARCHITECTS
7190 Main Street • Manchester Center, VT
(802) 362-1480 • FAX (802) 362-0179



Window and Door
Schedule

SC-1.1