



CHIEF'S REPORT FOR THE POLICE COMMISSION

Aug 23, 2022





AUGUST– Major Incidents / Events



From June 1 to Aug 22, incidents are up 25% versus 2021

Aug 8 – Mayor announced BPD rebuilding plan

– Department Awards Ceremony for 2021

Aug 9 – South End vandalism spree

Aug 11 – Shopping plaza shooting

Aug 13 – Main Street double shooting

– Officer-involved shooting

– VSP assistance for bar closing

Aug 19 – Swearing-in and Promotions Ceremony

– Skate Park shooting

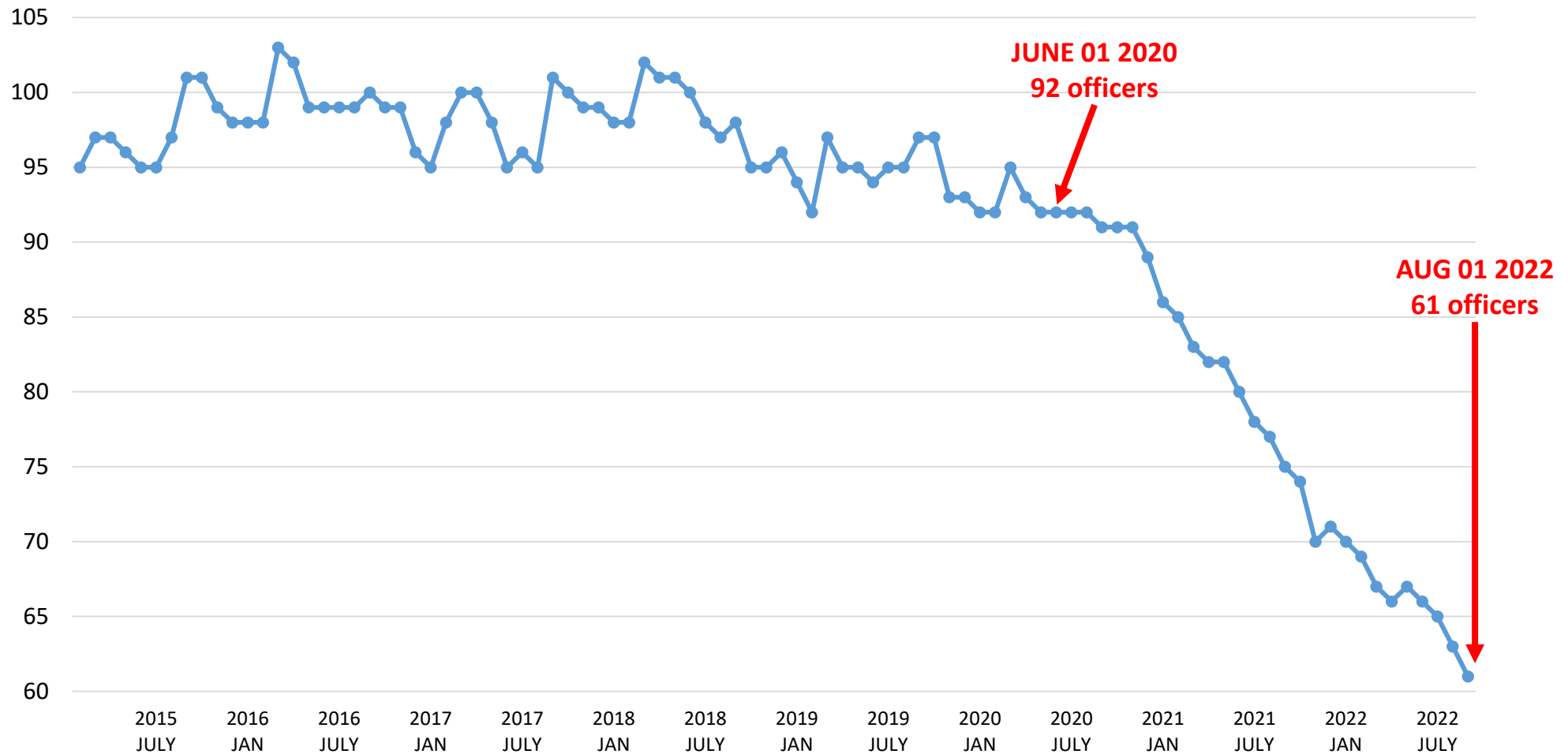
Aug 20 – Aggravated assault on an officer

Aug 22 – Gunfire at Perkins Pier



BPD SWORN OFFICER HEADCOUNT, 2015-2022

TOTAL SWORN HEADCOUNT, as of the first of each month, month-by-month



Aug 23, 2022 – all data preliminary & subject to change



REVISED PRIORITY RESPONSE PLAN

PRIORITY 1	High priority.
PRIORITY 2	Middle priority. (*) = situationally dependent; some may be Priority 1 or Priority 3.
PRIORITY 3	Low priority. Response may be delayed based on officer availability; may receive a CSO response.

We originally implemented the Priority Response Plan in May 2021. We have made several revisions, shown in this chart. The categorization of incidents has **not** changed. (Our primary goal remains **NEIGHBORS' PHYSICAL SAFETY**, so Priority 1 incidents are still Priority 1 incidents, etc.) But many Priority 3 incidents will now receive a different response.

In the chart, **incidents labeled "CSO"** will initially receive a response from a CSO, rather than a police officer, unless the incident evolves in a way that changes its category or requires a sworn officer.

Incidents labeled "ONL" (for "Online Only") will be diverted to an online reporting function. Unless extenuating circumstances apply, callers will be asked to make an online report. There are reporting mechanisms for callers who do not have Internet access.

Additionally, during daytime weekday hours when DSB detectives are available, **DSB will handle untimely deaths.**

911 Hangup	Cruelty to a Child	Illegal Dumping	CSO	Robbery
Airport AOA Violation	Cruelty to Animals	Impeding a Public Officer		Runaway
Airport Duress Alarm	Custodial Interference *	Impersonation of a Police Officer *		Runaway Apprehension
Airport PHASE Alarm *	Disorderly Conduct *	Inciting a Felony		Search
Alcohol Offense	Disorderly Conduct by Elec Comm	Intoxication	CSO	Search Warrant
Animal Problem	Disturbance	Investigation - Cold Case		Sex Offender Registry Violation
Arrest on Warrant	DLS	Juvenile Problem *		Sexual Assault
Arson	Domestic Assault - Felony	Kidnapping		Sheltering/Aiding Runaway
Assault - Aggravated	Domestic Assault - Misd	Larceny - from a Building		SRO Activity
Assault - Simple	Domestic Disturbance	Larceny - from a Motor Vehicle		Stalking
Assist - Agency	Drugs	Larceny - Other		Stolen Vehicle
Assist - Car Seat Inspection	Drugs - Possession	Larceny from a Person		Subpoena Service
Assist - K9	Drugs - Sale	Lewd and Lascivious Conduct		Suicide - Attempted
Assist - Motorist	DUI	Lockdown Drill		Suspicious Event *
Assist - Other	Eluding Police	Mental Health Issue *		Theft of Rental Property
Assist - Public	Embezzlement	Minor in Possession of Alcohol		Theft of Service
Background Investigation	Enabling Consumption by Minors	Missing Person		Threats/Harassment *
Bad Check	Escape	Motor Vehicle Complaint	CSO	Traffic
Bar / Liquor License Violation	Extortion	Noise	CSO	Trespass *
Bomb Threat	False Info to Police	Obstruction of Justice		TRO/FRO Service
Burglary *	False Pretenses	Operations		TRO/FRO Violation
CHINS	False Public Alarms	Ordinance Violation - Other	CSO	Unlawful Restraint
Community Outreach	False Swearing	Overdose		Untimely Death
Compliance Check	Fireworks	Parking	CSO	Use of Elec Comm to Lure a Child
Computer Crime	Foot Patrol	Possession of Stolen Property		Uttering a Forged Instrument
Contributing to Delinquency of Minor	Forgery	Prescription Fraud	ONL	Vandalism
Counterfeiting	Found/Lost Property	Prohibited Acts		VIN verification
Crash - Fatality	Fraud	Property Damage	CSO	Violation of Conditions of Release *
Crash - Injury to person(s)	Fugitive From Justice	Reckless Endangerment *		Voyeurism *
Crash - LSA *	Graffiti Removal	Recovered Property	CSO	Weapons Offense
Crash - Non-Investigated	Hindering Arrest	Resisting Arrest		Welfare Check *
Crash - Property damage only	Homicide	Retail Theft		
	Identity Theft	Roadway Hazard		



INCIDENT VOLUME, AS OF AUG 22

	YTD, 7/31	%Δ
2017	21,841	100%
2018	19,233	↓12%
2019	18,396	↓4%
2020	16,053	↓13%
2021	13,511	↓16%
2022	15,540	↑15%
	Δ 2017 to 2022:	↓29%

From January 1 to August 22, 2022, there have been **15,540** total incidents.
Of those, **2,455—or 16%—have been “stacked” according to the Priority Response Plan.**



SELECTED VALCOUR INCIDENTS, YTD DATA (through 8/22)

	Assault - Agg	Assault - Simple	Burglary	Crash w Injury or Fatal	Disorderly Conduct	Domestic Assault*	Domestic Disturb	Gunfire	Larceny (all)**	Mental Health Issue	Overdose	Robbery	Sexual Assault	Stolen Vehicle	Traffic
2017	23	123	119	75	113	60	312	0	473	590	48	12	35	34	2,456
2018	34	119	107	54	92	43	304	2	342	492	38	13	38	12	1,842
2019	33	100	51	56	97	55	293	3	429	492	32	15	37	33	1,321
2020	35	91	62	38	80	39	433	8	452	625	66	13	44	33	924
2021	39	90	86	55	72	27	345	11	605	645	78	7	31	56	525
2022	50	110	99	61	97	28	359	22	937	745	128	13	27	218	299

* = combines incidents categorized as “Domestic Assault – Felony” and “Domestic Assault – Misdemeanor”

** = combines incidents categorized as “Larceny from a Person,” “Larceny – from a Building,” “Larceny – from Motor Vehicle,” and “Larceny – Other”

NOTE: All categories shown year-to-date, through August 22 of their respective year

NOTE: These data are derived from Valcour incidents. Incidents are initially categorized by dispatch according to the information provided by a caller; the category may be changed by the officer who responds to the scene and/or the detective who takes the case. Offense data and/or NIBRS data may differ.



2022 vs FIVE-YEAR AVG

Comparing the five-year, year-to-date average, from 2017 to 2021, to year-to-date figures from 2022.

Numbers from which percentages are drawn are on the previous page. All numbers are year-to-date as of 08/22 of respective year(s).

Domestic Assault	↓	38%
Sexual Assault	↓	27%
Simple Assault	↑	5%
Disorderly Conduct	↑	7%
Domestic Disturbance	↑	7%
Robbery	↑	8%
Vehicle Crash w Inj/fatal	↑	9%
Burglary	↑	17%
Mental Health Issue	↑	31%
Aggravated Assault	↑	52%
Larceny (all types)	↑	104%
Overdose	↑	146%
Gunfire	↑	340%
Stolen Vehicle	↑	541%



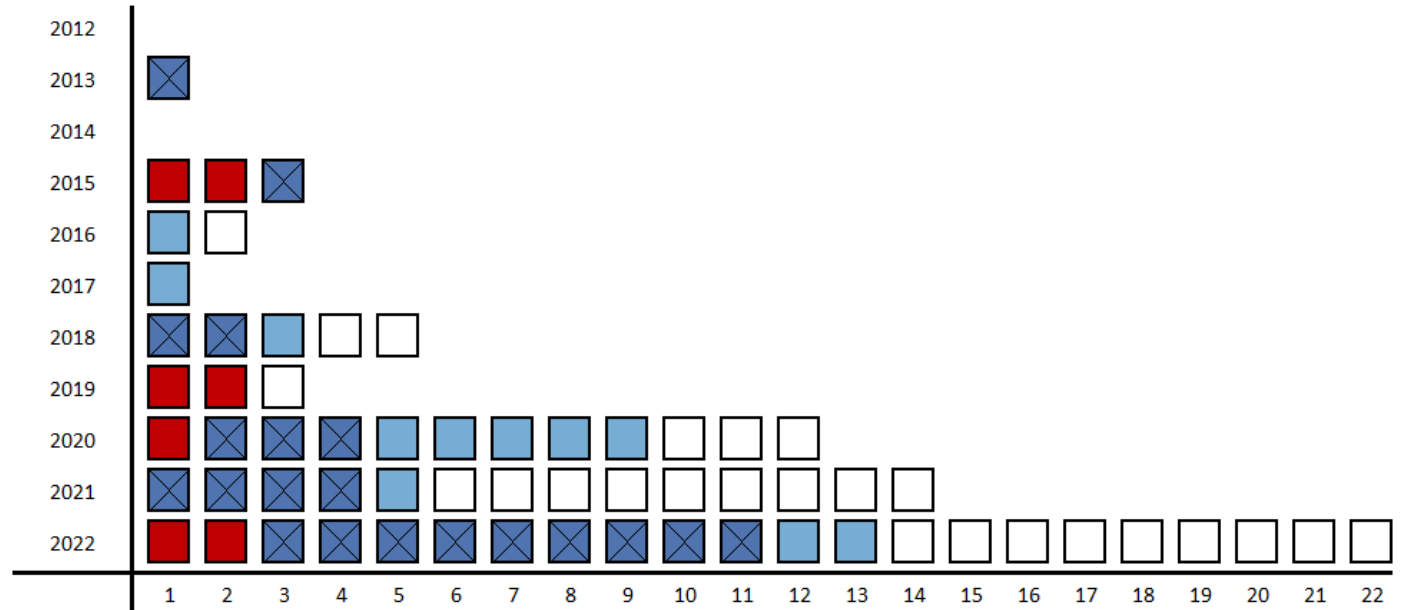
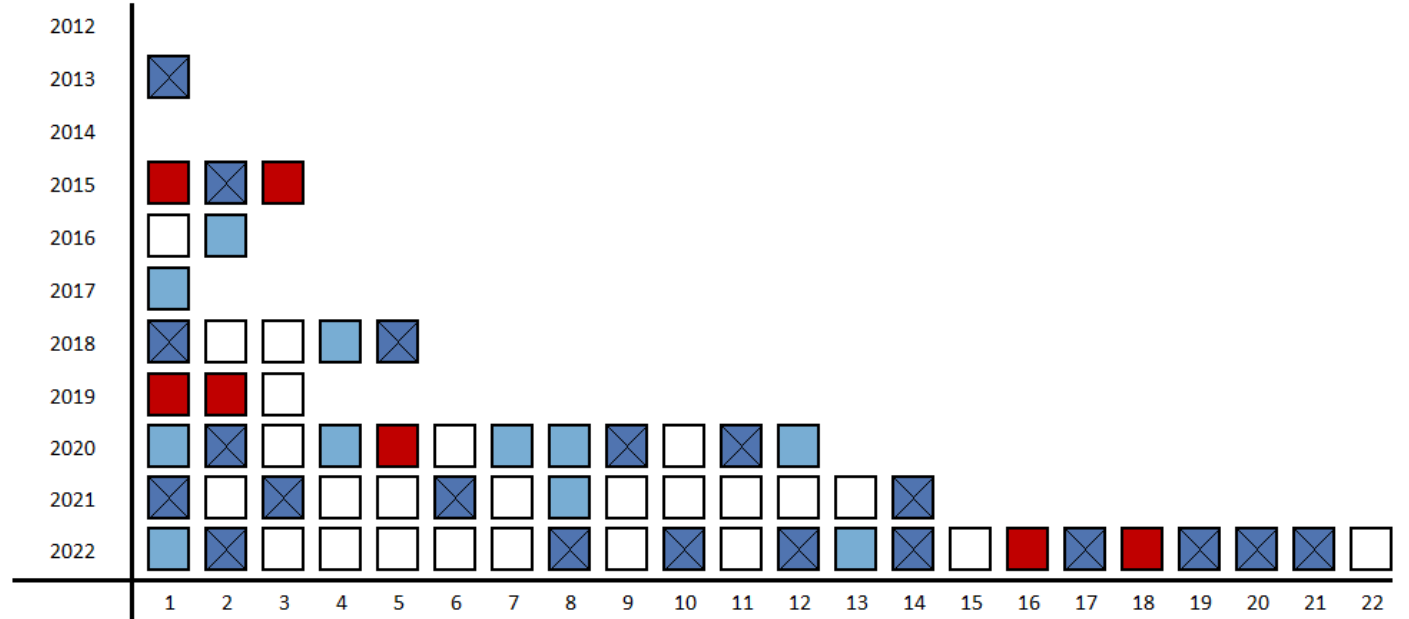
GUNFIRE

- = gunfire incident
- = gunfire incident known to be at a person
- = gunfire incident, person struck (a "shooting")
- = gunfire incident, person killed

Each box represents one incident. The top graphic is sorted by date of occurrence, relative to the respective year; the left-box most is earliest of the year while the right-most box is last incident of the year.

The bottom graphic is sorted by incident type.

In each graphic, 2022 is shown only through August 22, 2022, i.e., year to date.





A FAIR NEW CONTRACT

\$71,000
starting pay

\$100,000
top pay (when contract matures)

and a \$15,000
hiring bonus

- City retirement with 5-year vesting
- Shift differential, weekend, and holiday pay
- **full medical benefits** and wellness incentives
- Retirement after 20 years of service at 50% salary
- Retirement after 25 years of service at 75% salary
- 15-step pay scale for non-supervisory employees
- Overtime can be received as cash or vacation accrual
- **10-hour workday, 4-days-on/3-days-off schedule**
- **Weekends off every other month**
- Yearly education bonus
- Beards and tattoos permitted
- Various **specialty assignments** such as detectives, narcotics, K9, domestic violence prevention, airport
- **Applicant can be a non-U.S. citizen** if applicant is a permanent resident / green-card holder

