



# CHIEF'S REPORT FOR THE POLICE COMMISSION

April 26, 2022





# INCIDENTS

The BPD classifies incidents according to 130 categories. We further divide those 130 incidents categories into three Priorities.

<b>PRIORITY 1</b>	High priority.
<b>PRIORITY 2</b>	Middle priority. (*) = situationally dependent; some may be Priority 1 or Priority 3.
<b>PRIORITY 3</b>	Low priority. Response may be delayed based on officer availability; may receive a CSO response.

BPD’s primary goal is **NEIGHBORS’ PHYSICAL SAFETY**. When neighbors call about safety, we will always answer; but other incidents may have to wait—i.e., get stacked—depending on incident volume and staffing. (Priority 2 incident categories with an asterisk may be Priority 1 or Priority 3 depending on whether it is in-progress or a late report, or whether it involves physical safety or not. This determination can be made by dispatch or assigned officers, with the Office-In-Charge as the final arbiter.)

<b>911 Hangup</b>	<b>Cruelty to a Child</b>	Illegal Dumping	<b>Robbery</b>
Airport AOA Violation	Cruelty to Animals	Impeding a Public Officer	<b>Runaway</b>
Airport Duress Alarm	Custodial Interference *	Impersonation of a Police Officer *	Runaway Apprehension
Airport PHASE	Disorderly Conduct *	Inciting a Felony	Search
Alarm *	Disorderly Conduct by Elec Comm	Intoxication	Search Warrant
Alcohol Offense	Disturbance	Investigation - Cold Case	Sex Offender Registry Violation
Animal Problem	DLS	Juvenile Problem *	<b>Sexual Assault</b>
Arrest on Warrant	<b>Domestic Assault - Felony</b>	<b>Kidnapping</b>	Sheltering/Aiding Runaway
<b>Arson</b>	<b>Domestic Assault - Misd</b>	Larceny - from a Building	SRO Activity
<b>Assault - Aggravated</b>	<b>Domestic Disturbance</b>	Larceny - from a Motor Vehicle	<b>Stalking</b>
<b>Assault - Simple</b>	Drugs	Larceny - Other	Stolen Vehicle
<b>Assist - Agency</b>	Drugs - Possession	<b>Larceny from a Person</b>	Subpoena Service
Assist - Car Seat Inspection	Drugs - Sale	<b>Lewd and Lascivious Conduct</b>	<b>Suicide - Attempted</b>
Assist - K9	<b>DUI</b>	Lockdown Drill	Suspicious Event *
Assist - Motorist	Eluding Police	Mental Health Issue *	Theft of Rental Property
Assist - Other	Embezzlement	Minor in Possession of Alcohol	Theft of Service
Assist - Public	Enabling Consumption by Minors	<b>Missing Person</b>	Threats/Harassment *
Background Investigation	<b>Escape</b>	Motor Vehicle Complaint	Traffic
Bad Check	Extortion	Noise	<b>Trespass *</b>
Bar / Liquor License Violation	False Info to Police	Obstruction of Justice	<b>TRO/FRO Service</b>
<b>Bomb Threat</b>	False Pretenses	Operations	<b>TRO/FRO Violation</b>
<b>Burglary *</b>	False Public Alarms	Ordinance Violation - Other	<b>Unlawful Restraint</b>
CHINS	False Swearing	<b>Overdose</b>	<b>Untimely Death</b>
Community Outreach	Fireworks	Parking	Use of Elec Comm to Lure a Child
Compliance Check	Foot Patrol	Possession of Stolen Property	Uttering a Forged Instrument
Computer Crime	Forgery	Prescription Fraud	Vandalism
Contributing to Delinquency of Minor	Found/Lost Property	<b>Prohibited Acts</b>	VIN verification
Counterfeiting	Fraud	Property Damage	Violation of Conditions of Release *
<b>Crash - Fatality</b>	Fugitive From Justice	<b>Reckless Endangerment *</b>	Voyeurism *
<b>Crash - Injury to person(s)</b>	Graffiti Removal	Recovered Property	Weapons Offense
<b>Crash - LSA *</b>	<b>Hindering Arrest</b>	<b>Resisting Arrest</b>	Welfare Check *
Crash - Non-Investigated	<b>Homicide</b>	Retail Theft	
Crash - Property damage only	Identity Theft	<b>Roadway Hazard</b>	



## INCIDENT VOLUME, YTD

	YTD, 4/24
2017	9,854
2018	8,434
2019	8,084
2020	7,557
2021	5,409
2022	<b>5,782</b>

From Jan 1 to April 24, 2022, there have been **5,782** total incidents.

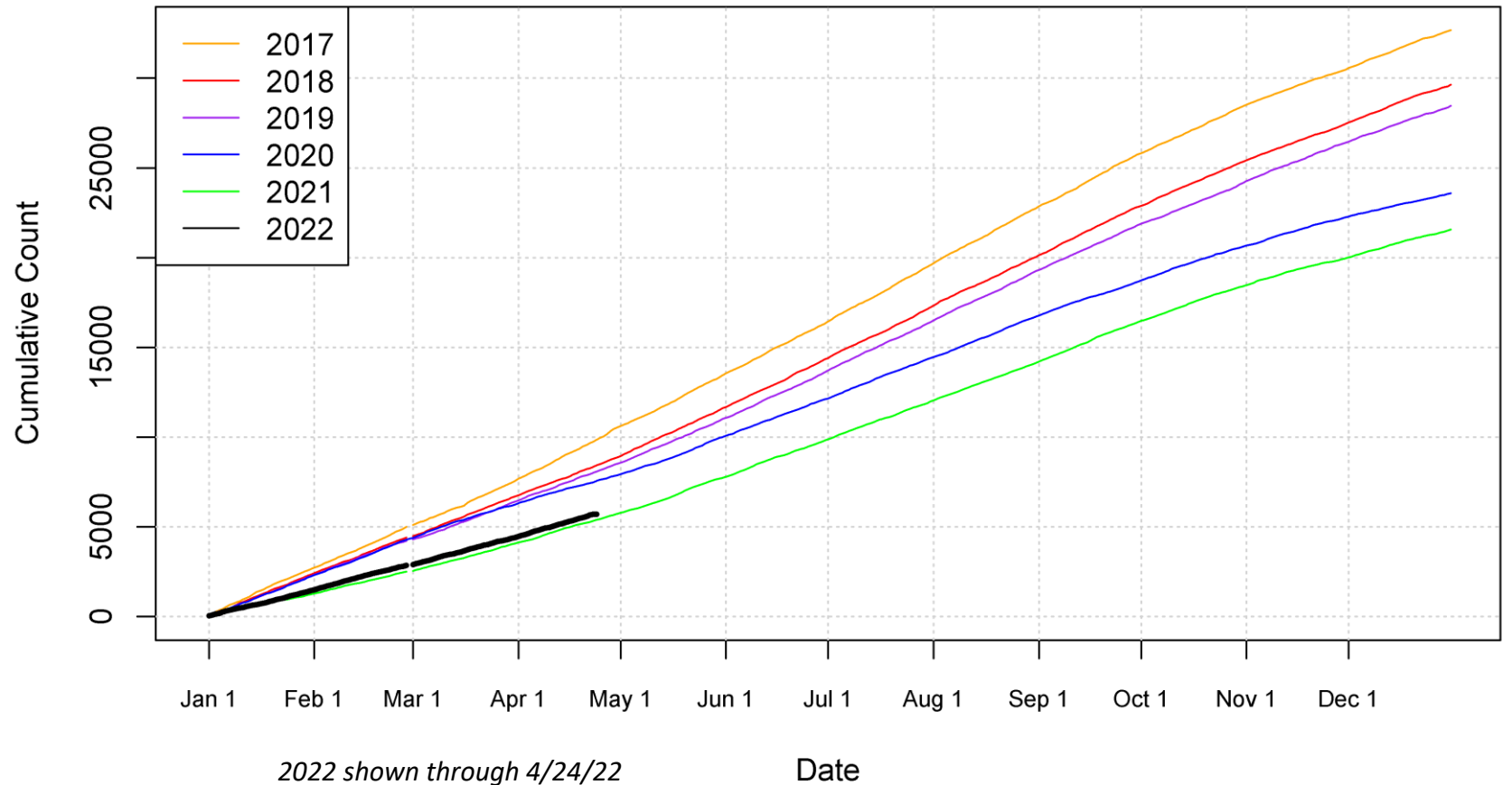
Of those, **775—or 13%—have been “stacked” according to the Priority Response Plan.**



# TOTAL INCIDENT VOLUME

**Year over year, overall incident volume is down.** About half the decrease comes from changes in officer proactivity designed to decrease enforcement encounters, particularly around traffic stops.

### Total Incidents





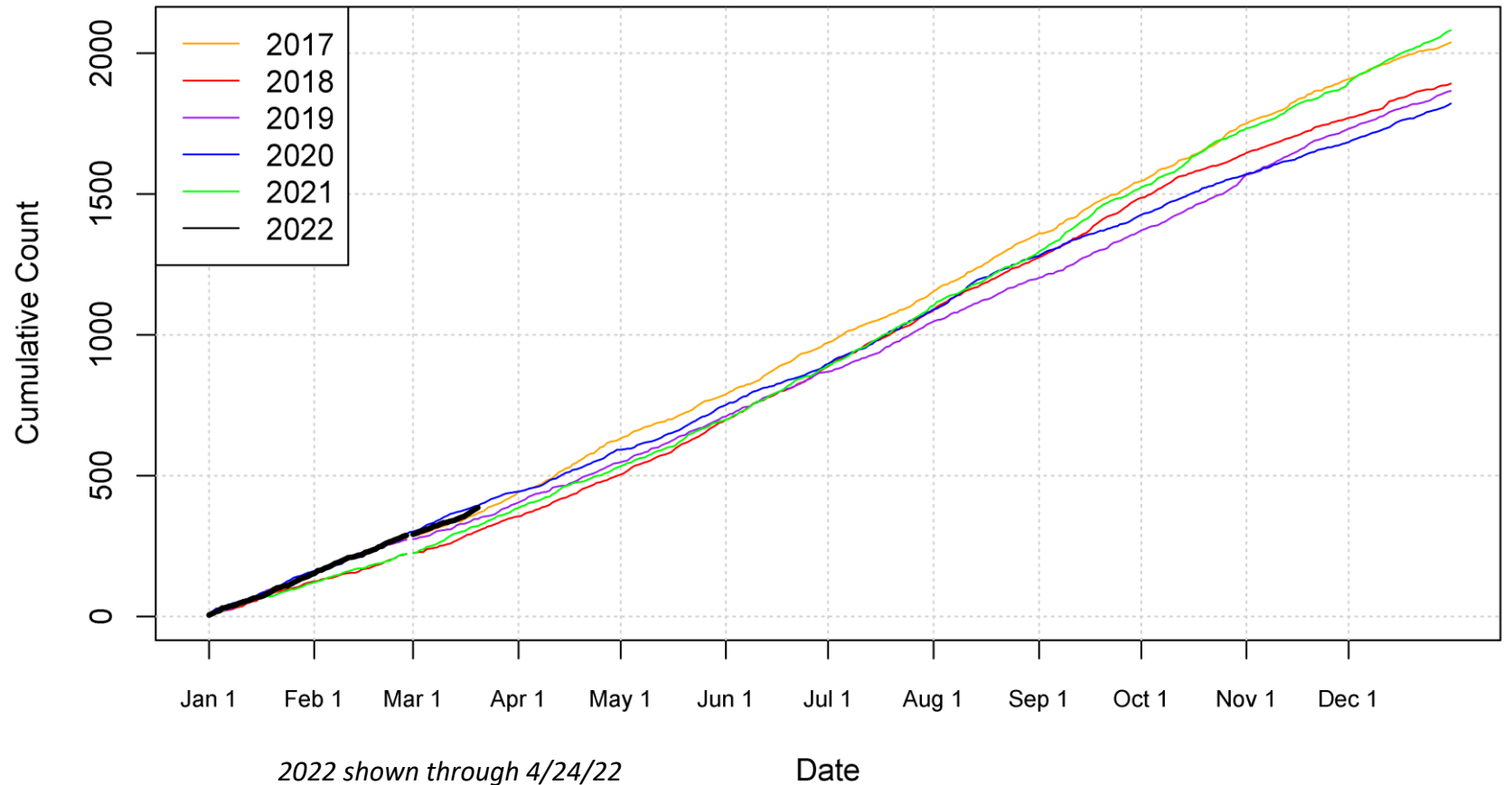
# PRIORITY 1 INCIDENTS

Unlike overall incident volume, the volume of Priority 1 incidents is essentially unchanged over the past several years.

**Year-to-date, Priority 1 for 2022 is second-highest in the past six years.**

Priority 1 incidents include assaults, crashes with injury, domestic incidents, overdoses, robberies, and homicides. Year over year, Priority 1 incidents comprise an increasingly large percentage of all incidents.

### Priority 1 Incidents





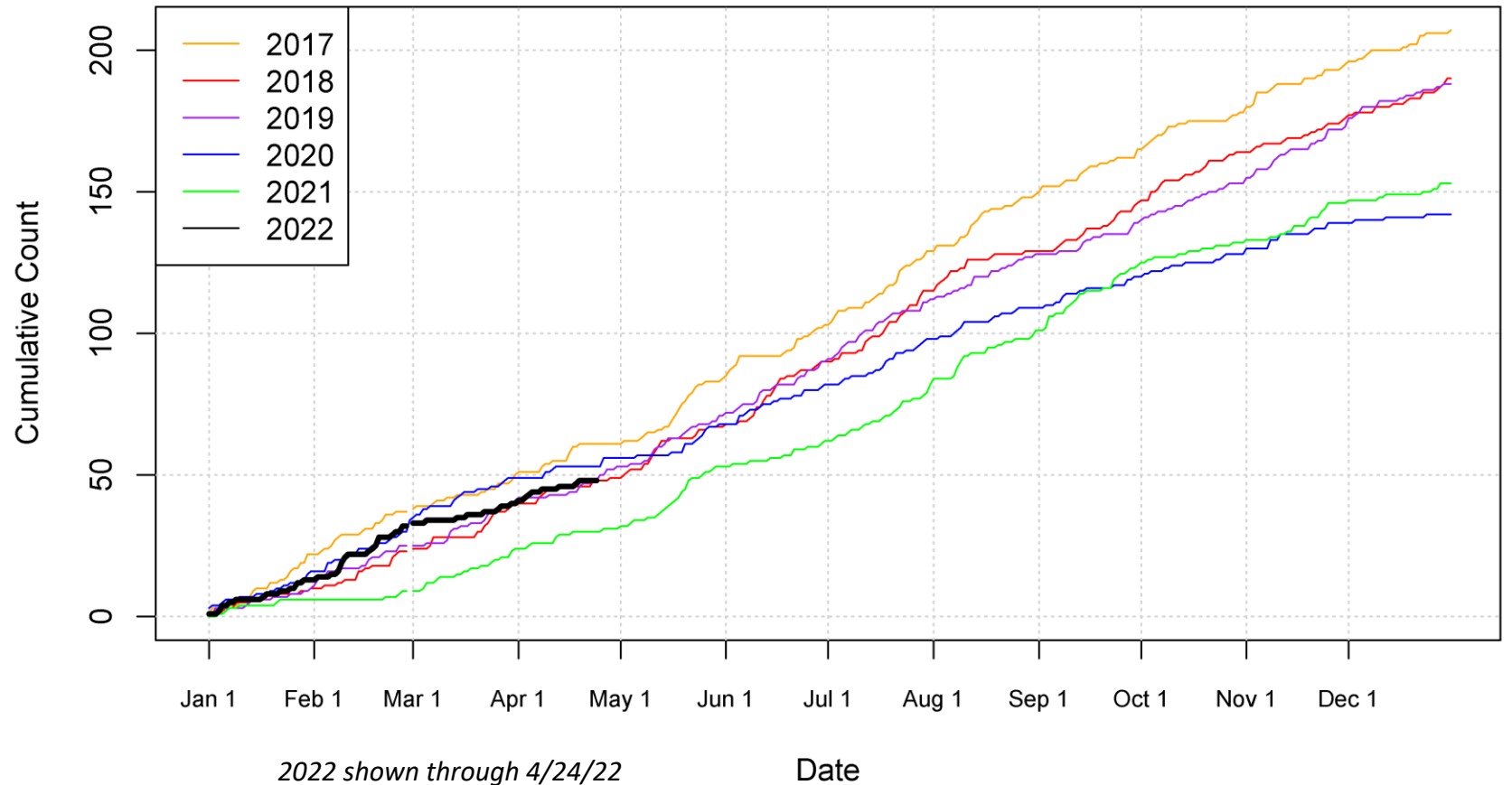
# USE OF FORCE

The BPD provides a report of each and every use-of-force incident to the public.

[https://www.burlingtonvt.gov/police/use\\_of\\_force\\_reports](https://www.burlingtonvt.gov/police/use_of_force_reports)

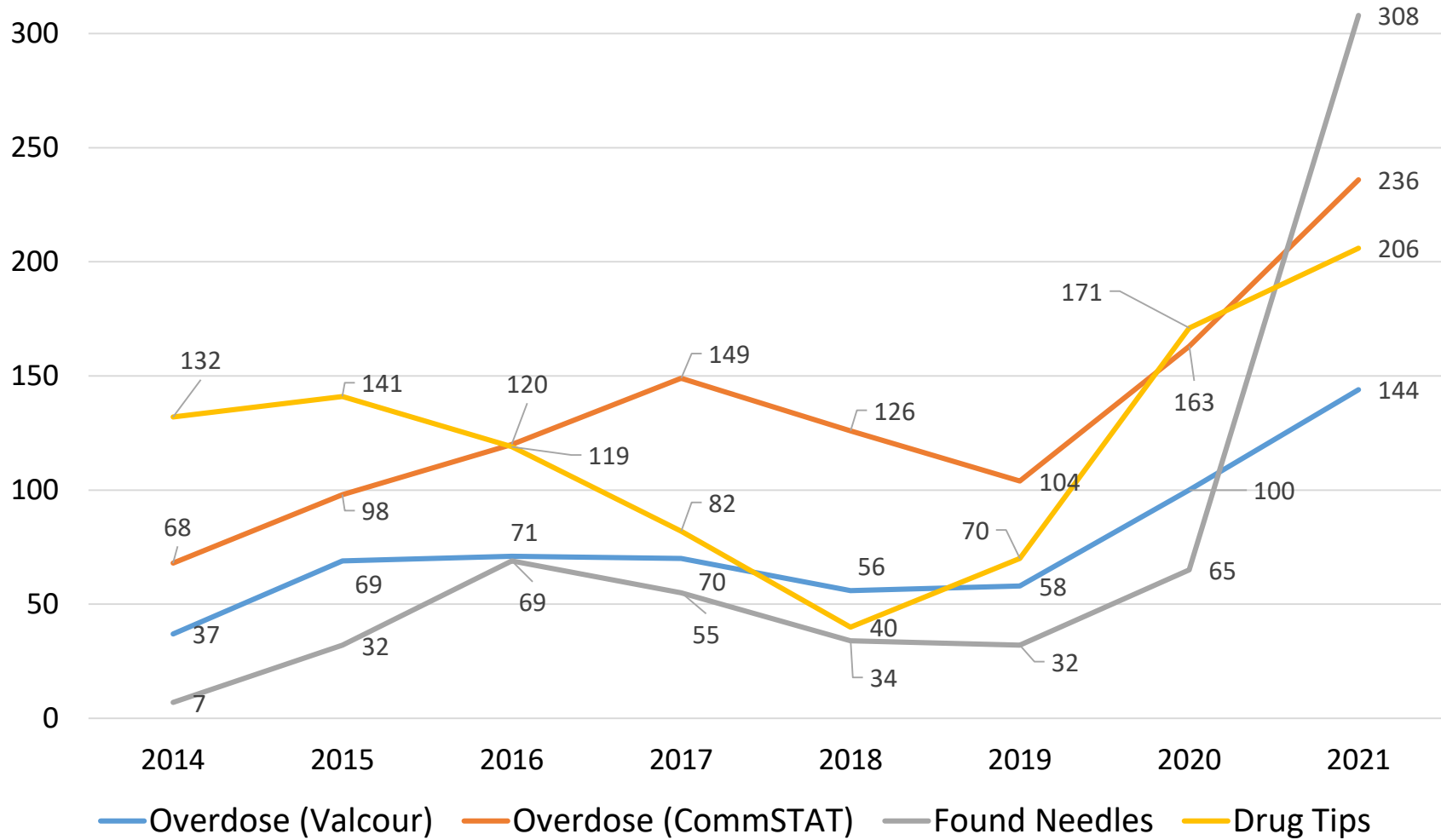
The independent Police Commission reviews body-camera footage upon request. The BPD has posted a job description for a “Digital Media Redaction Specialist” and is reviewing applications.

### Uses of Force





# NARCOTICS-RELATED DATA





# SELECTED VALCOUR INCIDENTS, FULL YEAR DATA

	Assault - Agg	Assault - Simple	Burglary	Crash w Injury or Fatal	Disorderly Conduct	Domestic Assault	Domestic Disturb	Gunfire	Larceny	Mental Health Issue	Overdose	Robbery	Sexual Assault	Traffic
2017	45	182	241	112	149	92	491	0	727	853	70	17	59	3,440
2018	48	184	149	88	139	65	477	4	608	803	56	16	74	2,657
2019	50	154	105	92	139	75	529	3	742	765	58	22	49	1,975
2020	51	144	108	54	156	50	593	12	772	946	100	20	60	1,176
2021	<b>62</b>	<b>161</b>	<b>204</b>	<b>90</b>	<b>143</b>	<b>42</b>	<b>601</b>	<b>14</b>	<b>1,106</b>	<b>957</b>	<b>145</b>	<b>12</b>	<b>43</b>	<b>665</b>

NOTE: These data are derived from Valcour incidents. Incidents are initially categorized by dispatch according to the information provided by a caller; the category may be changed by the officer who responds to the scene and/or the detective who takes the case. Accordingly, these data may differ from end-of-year NIBRS reporting to the Department of Justice, because that reporting receives an additional round of auditing via the BPD's Records Department.

NIBRS, or the National Incident-Based Reporting System, is an incident-based reporting system administered by the FBI and used by US law enforcement agencies as a set of rules for reporting crime data. The national system's definitions and rules may differ from those found in state laws or systems.





# SELECTED VALCOUR INCIDENTS, YTD DATA (through 4/24)

	Assault - Agg	Assault - Simple	Burglary	Crash w Injury or Fatal	Disorderly Conduct	Domestic Assault	Domestic Disturb	Gunfire	Larceny	Mental Health Issue	Overdose	Robbery	Sexual Assault	Traffic
2017	12	52	57	35	43	30	157	0	156	255	28	4	17	1,244
2018	14	37	29	23	30	21	119	1	108	234	14	5	21	1,192
2019	10	43	19	20	34	25	115	2	121	254	17	6	19	778
2020	12	41	30	16	36	16	187	4	150	284	34	5	23	616
2021	11	34	22	22	16	8	145	3	214	259	32	2	15	342
2022	<b>22</b>	<b>43</b>	<b>58</b>	<b>27</b>	<b>30</b>	<b>13</b>	<b>157</b>	<b>5</b>	<b>231</b>	<b>294</b>	<b>32</b>	<b>9</b>	<b>11</b>	<b>212</b>

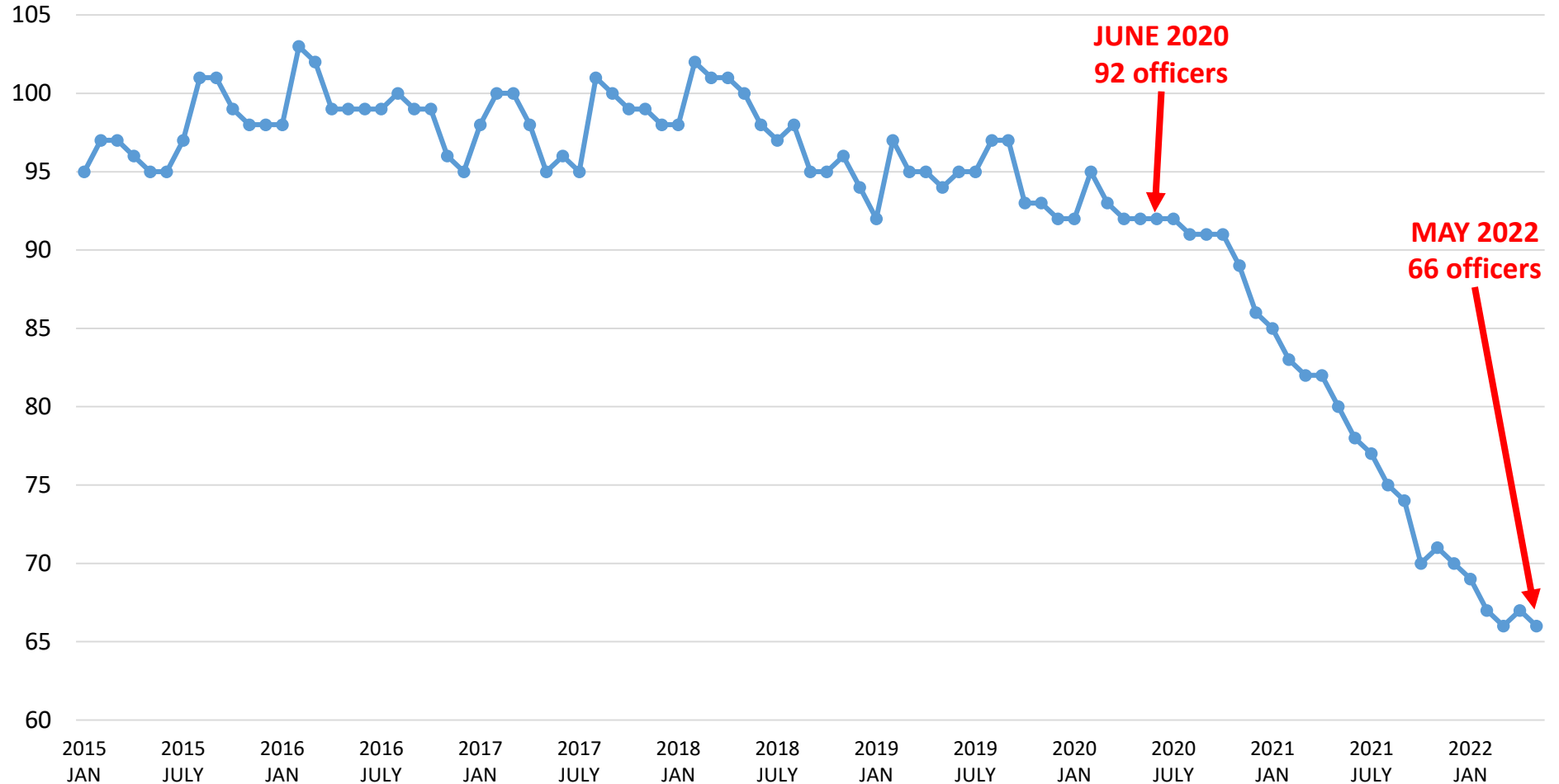
NOTE: All categories shown year-to-date, through April 24 of their respective year

NOTE: These data are derived from Valcour incidents. Incidents are initially categorized by dispatch according to the information provided by a caller; the category may be changed by the officer who responds to the scene and/or the detective who takes the case.



# BPD SWORN OFFICER HEADCOUNT, 2015-2022

TOTAL SWORN HEADCOUNT, as of the first of each month, month-by-month



As of May 01, 2022, the BPD will have **66 sworn officers**, of whom 57 are effective.

That 66 includes:

- 15 supervisors
- 10 detectives
- 7 at airport
- 3 on military leave
- 3 on injury leave
- 1 domestic violence ofc
- 1 recruitment ofc
- 1 in Field Training
- 1 at VPA



## 66 TOTAL, 57 AVAILABLE

The BPD has 66 total sworn officers, of whom 57 are effective (independently deployable).

# 66

minus 9 on leave, injury, etc = 57

minus 15 supervisors = 42

minus 9 detectives = 33

minus 7 airport officers = 26

minus 3 special assignments = 23

# 23

## non-supervisory officers on Patrol





# BUILDING OTHER CAPACITY

As part of the Public Safety Continuity Plan, we have hired:

- six [Community Service Officers](#) (CSOs),

These join the two we already had, meaning we have a total of eight employees in the role. If workload justifies it, we may potentially hire four more.



**BPD  
currently  
has 8 CSOs  
and 3 CSLs**

Also as part of the Public Safety Continuity Plan, we have hired:

- three [Community Support Liaisons](#) (CSLs)

We are also hopeful of being able to bring aboard additional CSLs (the full-build of the Plan called for six of the positions, and possible co-deployment with officers). The Police Commission and Public Safety Committee have recommended authorizing two more.



# SUMMER PATROL STAFFING

## DAYS

0730x1730

Swing Shift  
& Street  
Crime  
Team &  
SROs

## EVES


1645x0245

## MIDS


2215x0815

### HISTORICAL SHIFTS (x2)


1 LT, 1 SGT, 8 OFC, 1 CSO




1 SGT, 3 OFC



1 LT, 1 SGT, 8 OFC




1 SGT, 5 OFC



**52**  
**Non-supervisory**  
**Officers**  
**Available for**  
**Patrol**

### SUMMER SHIFTS (x2)

1 LT, 1 SGT, 4 OFC, 2 CSO



1 SGT, 4 OFC, 2 CSO



1 SGT, 2 OFC



**20 Non-supervisory**  
**Officers**  
**Available for Patrol**

April 26, 2022 – all data preliminary & subject to change

This chart shows a typical shift; six out of seven days per week, this is Burlington's patrol availability.

**There are 50% fewer non-supervisory sworn officers available for Patrol than in years past.**

Part of this is the loss of the Downtown-focused swing shift, which focused on Downtown, and the Street Crime Team, which focused on disorder and pattern crimes, and the SROs in the schools.

We have eight **CSOs** spread across the day and evening shifts into the early morning hours in order to address noise complaints and other disorder.

Although the three **CSLs** are not Patrol resources, they are available to assist with certain crisis calls and mental-health-related incidents.



## BE A BURLINGTON COP!

- City retirement with 5-year vesting
- Shift differential, weekend, and holiday pay
- **full medical benefits** and wellness incentives
- Retirement after 20 years of service at 50% salary
- Retirement after 25 years of service at 75% salary
- 15-step pay scale for non-supervisory employees
- Overtime can be received as cash or vacation accrual
- **10-hour workday, 4-days-on/3-days-off schedule**
- **Weekends off every other month**
- Yearly education bonus
- Various **specialty assignments** such as narcotics, detectives, K9, youth officer, DVPO, ERU
- If applicant is a permanent resident / green-card holder, applicant **can be a non-U.S. citizen**

**\$15,000 HIRING  
INCENTIVE**

**\$63,336 FIRST-  
YEAR SALARY**

**\$82,000 TOP PAY**



# WORKING TO HIRE

We have worked with WCAX Creative Services to produce a 30-second recruitment ad that is currently airing in the local television market and online.

