RIVERSIDE AVE. @ COLCHESTER AVE.

SOUTH UNION STREET @ SAINT PAUL STREET

SHELBURNE STREET ROTARY @ LOCUST STREET

Location	Flower	Actual	Buffer	Total
Riverside Ave. @ Colchester Ave.	**Cleome**			
	Queen Mix	60	6	66
	Petunia			
	Chiffon Morning	70	7	77
South Union Street @ Saint Paul Street	**Perennials**			
	Stella Dora Gold/Yellow	20	2	22
	Salvia			
	Blue/White	30	3	33
	Pentamen			
	Rust Red	40	4	44
Shelburne Street Rotary @ Loomis St.	**Rudbeckia**			
	Indian Summer	21	2	23
	Petunia			
	Ultra Red Star	90	9	99
	Ultra Burgundy	90	9	99

Riverside Ave at Colchester Ave Island

Bed Contains
60 Cleome "Queen Mix" (CM)
70 Petunia "Chiffon Morning" (PCCM)

Planting Notes
One Bed 9'x20'x20'
Plant Cleome 15" to 18" apart.
Petunias 12" apart.

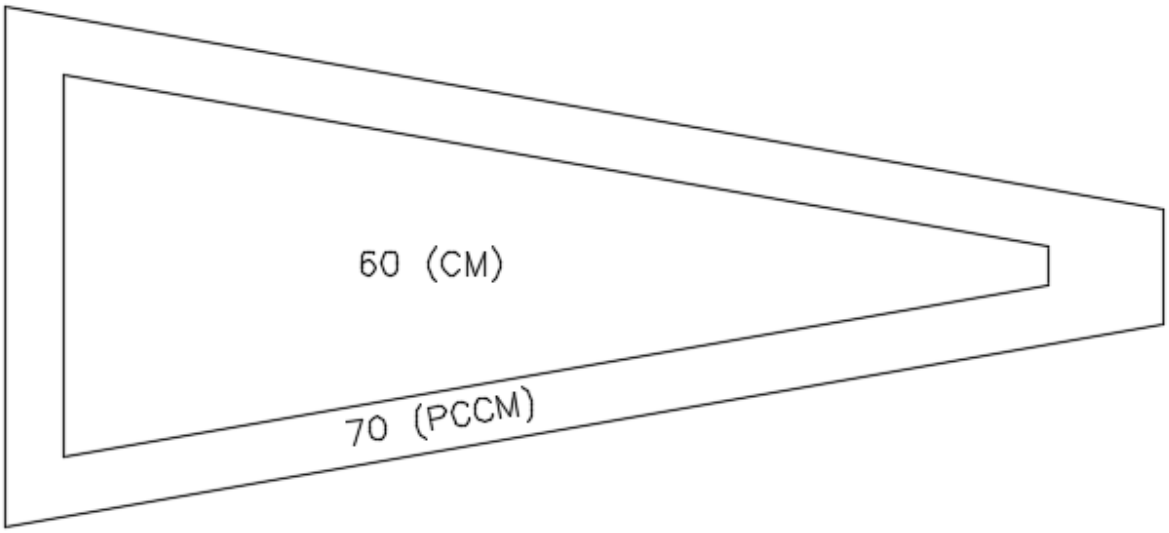

NOTE: Drawing Not To Scale

South Union Street at Saint Paul Street Traffic Island

Bed Contains
Perennials
20 Stella Doro "Gold/Yellow" (GY)
32 Salvia "Blue/White" (BW)
40 Penstemon "Rust Red" (RR)

Planting Notes
1. 100 gallons of water a week, begin at planting time.
2. Plant Stella Doro in the middle of the bed. Plant the Salvia's in between Penstemon that are planted along the outside of the bed.

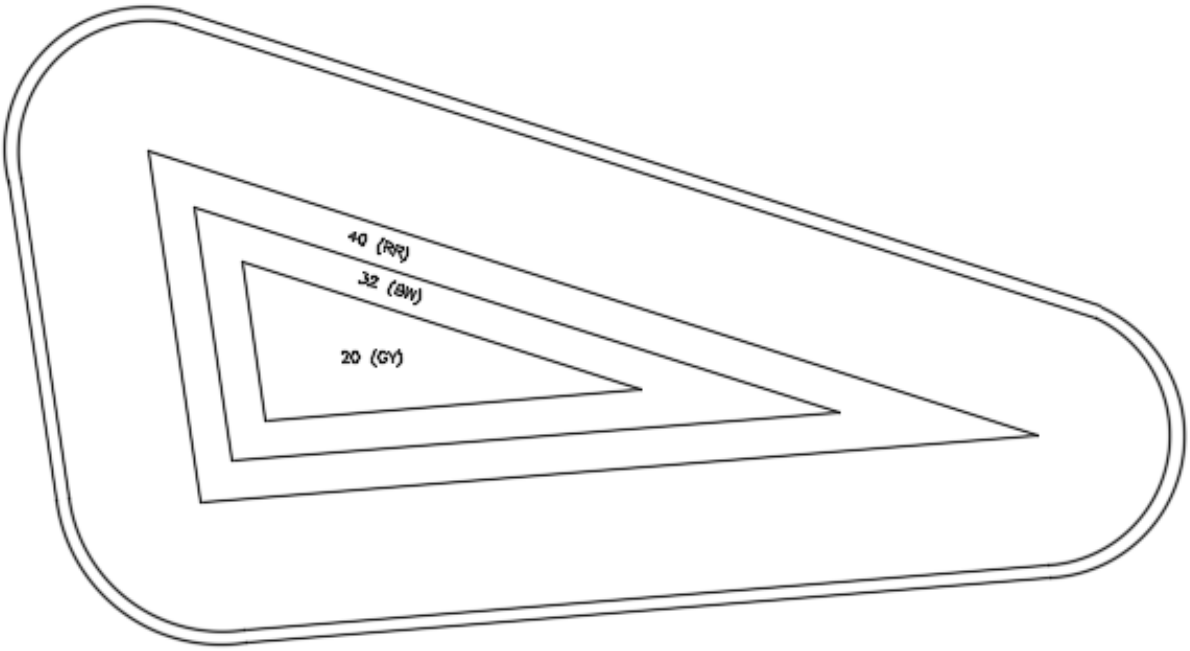

NOTE: Drawing Not To Scale

Shelburne Street Rotary at Locust Street

Bed Contains
21 Rudbeckia "Indian Summer" (RIS)
90 Petunia "Ultra Red Star" (PURS)
90 Petunia "Ultra Burgundy" (PUB)

Planting Notes

1. Reestablish the 19x20 oval centered in the island if necessary.
2. Using 4 stakes and string, cross the bed intersecting in the center of the bed thereby establishing (4) relatively equal sections.
3. Place a stake in the center of the bed, form the 6' diameter circle by attaching a string to the stake which will measure 3' after it has been tied to the stake. Use this string, holding a trowel at its end to form the circle.
4. Establish (4) - 1.5' wide utility paths by marking 3/4' on either side of the crossed string. Do not put path though the circle.
5. Plant Rudbeckia 18" apart and Petunias 12" apart.
6. Water the entire island in order to avoid wicking.

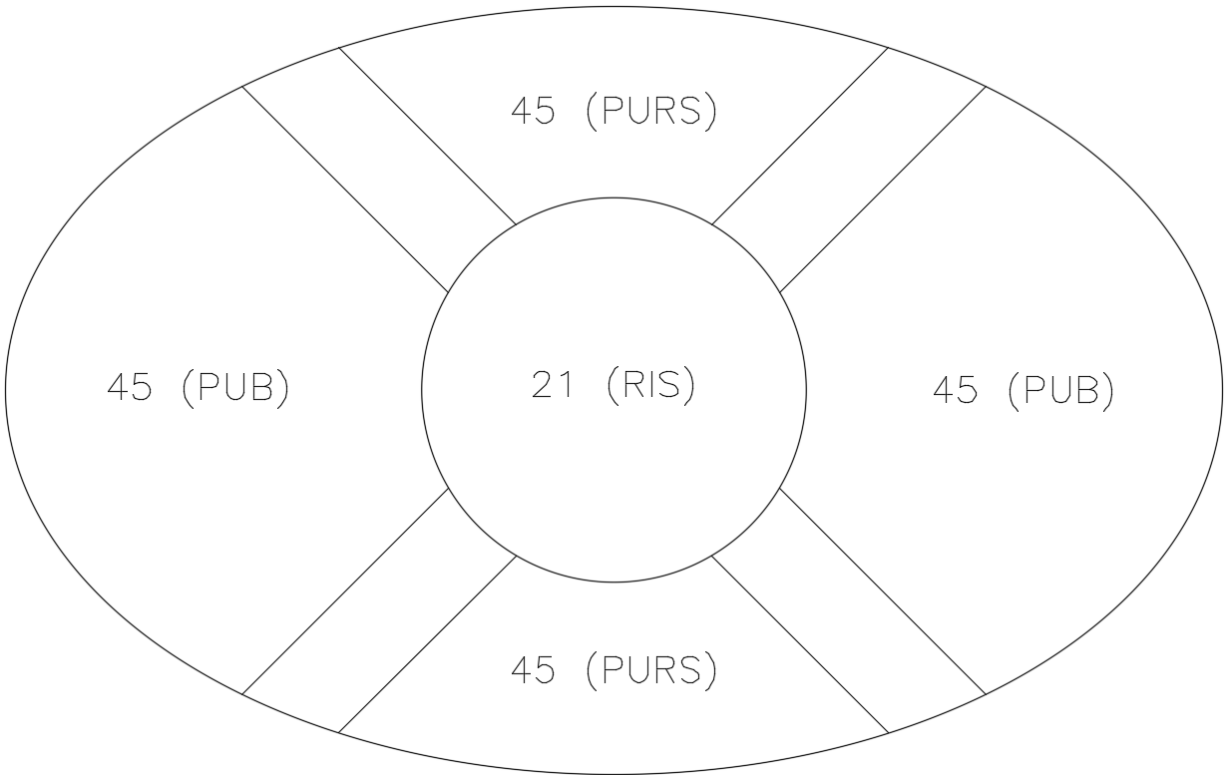

NOTE: Drawing Not To Scale

MARKET PLACE GARAGE @ BANK STREET

BELTLINE @ MANHATTAN DRIVE

ELMWOOD AVE. @ NORTH STREET

Location	Flower	Actual	Buffer	Total
Market Place Garage @ Bank Street	Rudbeckia			
	Indian Summer	12	1	13
	Petunia			
	Ultra Red	24	2	26
	Verbina			
	Imagination	26	2	28
Beltline @ Manhattan Drive	Portulace			
	Sundial Fuschia	90	9	99
	Sundial Yellow	90	9	99
Elmwood Ave @ North Street	Verbina			
	Imagination	22	2	24
	Zinnias			
	Gold Star	38	4	42
	Zinnias			
	White Star	38	4	42

Market Place Garage at Bank Street

<u>Bed Contains</u>
12- Rudbeckia "Indian summer" (RIS)
24- Petunia "Ultra Red" (PUR)
26- Verbena "Imagination" (VI)

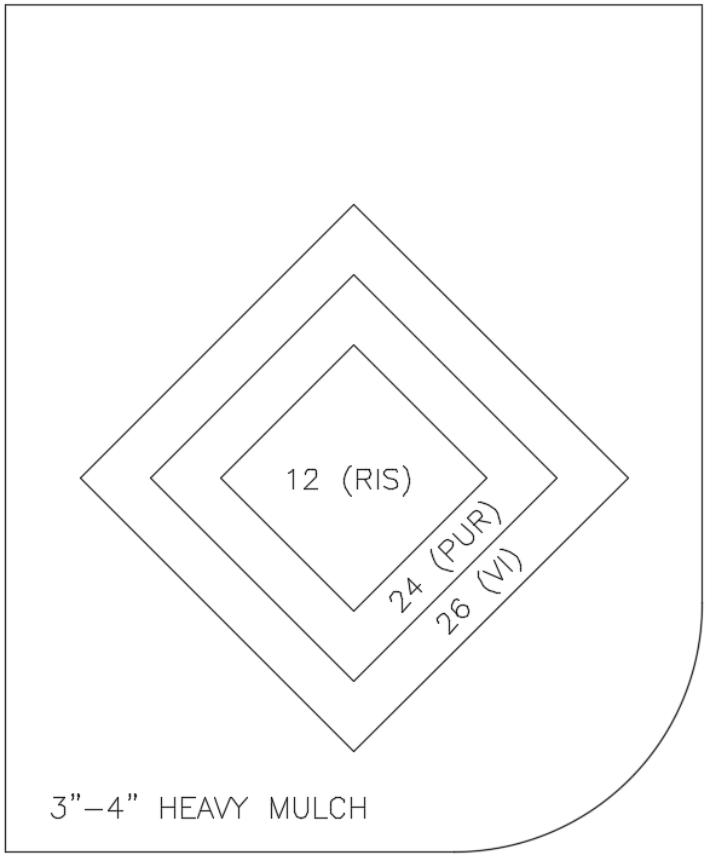

NOTE: Drawing Not To Scale

Beltline at Manhattan Drive Island

Bed Contains
90 Portulaca "Sundial Fuchsia"(PSF)
90 Portulaca "Sundial Yellow"(PSY)

Planting Notes
Plant 8" apart.
Water at time of planting.

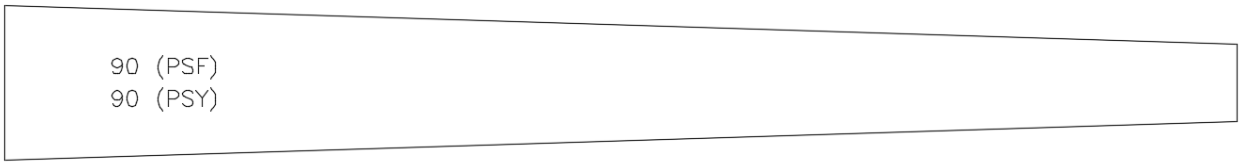

NOTE: Drawing Not To Scale

Elmwood Ave at North Street

Bed Contains
22 Verbena "Imagination" (VI)
38 Zinnias "Star Gold"(ZSG)
38 Zinnias "Star White"(ZSW)

Planting Notes
Water at planting time, 150 gallons.
Plant Verbena 18" apart.
Plant Zinnias 12" apart.
Create utility path 1' wide.
Alternate Gold and White Zinnias.

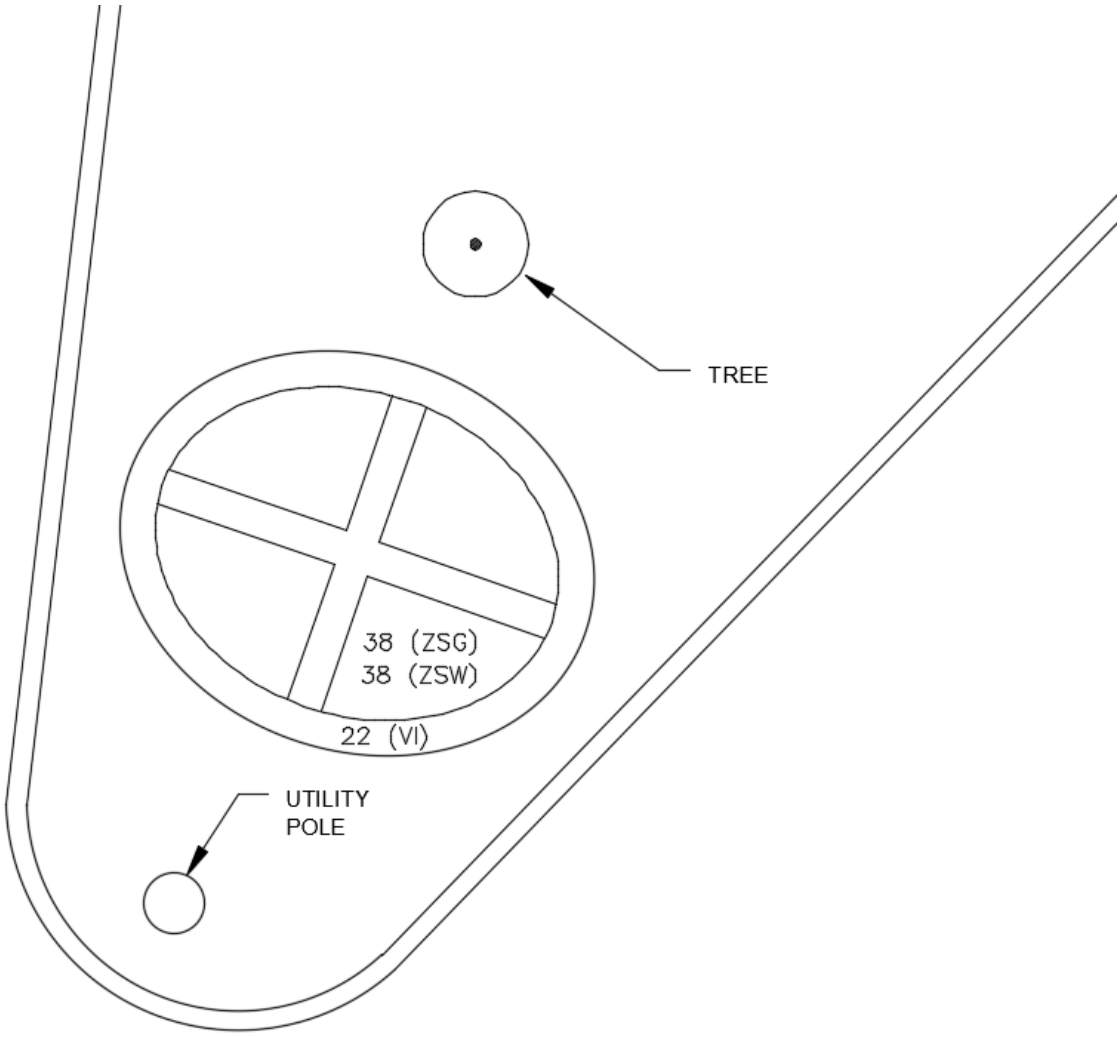

NOTE: Drawing Not To Scale

MAIN STREET @ SO. WINOOSKI AVE (3 BEDS)

Location	Flower	Actual	Buffer	Total
Main Street @ So. Winooski Ave.	**Celosia**			
	New Look	214	22	236
	Cleome			
	Queen Mix	42	5	47
	Dusty Miller			
	Snow Storm or Silverdust	226	23	249
	Petunia			
	Celebrity Pink	132	13	145
	Chiffon Morning	130	13	143
	Salvia			
	Strata	88	8	96
	Zinnias			
	Star White	60	6	66
	Zinnias			
	Star Gold	60	6	66

Main Street at South Winooski Ave. - Bed A

Bed Contains
131 Celosia "New Look"(CNL)
141 Dusty Miller "Snowstorm or Silverdust"(DM)
80 Petunia "Celebrity Pink Moon" (PCPM)
66 Petunia "Celebrity Chiffon Morn"(PCCM)
34 Zinnia "Star White"(ZSW)
34 Zinnia "Star Gold"(ZSG)
21 Cleome "Queen Mix"(CQM)
44 Salvia "Strata"(SS)

Planting Notes
Plant Celosia 9" apart, do not disturb roots.
Dusty Millers 8" apart.
Zinnias 10" to 12" apart
Celosia 18" apart
Petunias 12" apart.
Salvia 10" to 12" apart.
Water 507 gallons per week. Begin at time of planting.
Heavy mulch around outside of the design 3" to 4"
Light mulch in planting bed 2" to 3"

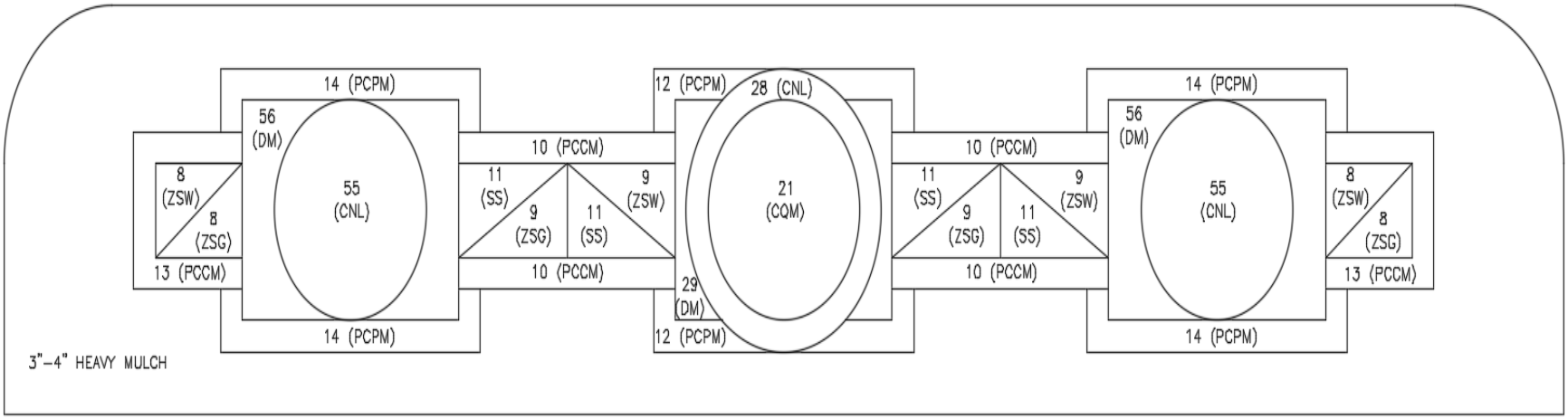

NOTE: Drawing Not To Scale

Main Street at South Winooski Ave. - Bed B

Bed Contains
28 Celosia "New Look"(CNL)
21 Cleome "Queen Mix"(CQM)
29 Dusty Miller "Snowstorm or Silverdust"(DM)
24 Petunia "Celebrity Pink Morn"(PCPM)
46 Petunia "Celebrity Chiffon Morn"(PCCM)
44 Salvia "Strata"(SS)
18 Zinnia "Star White"(ZSW)
18 Zinnia "Star Gold"(ZSG)

Planting Notes
Plant Celosia 9" apart, do not disturb roots.
Dusty Miller 8" apart.
Zinnias 10" to 12" apart.
Cleome 18" apart.
Petunias 12" apart.
Salvia 10" to 12" apart.
Mulch heavy around the outside of the design (3" to 4").
Lighter mulch inside of design (2" to 3").
Water: 151 gallons per week. Begin at time of planting.

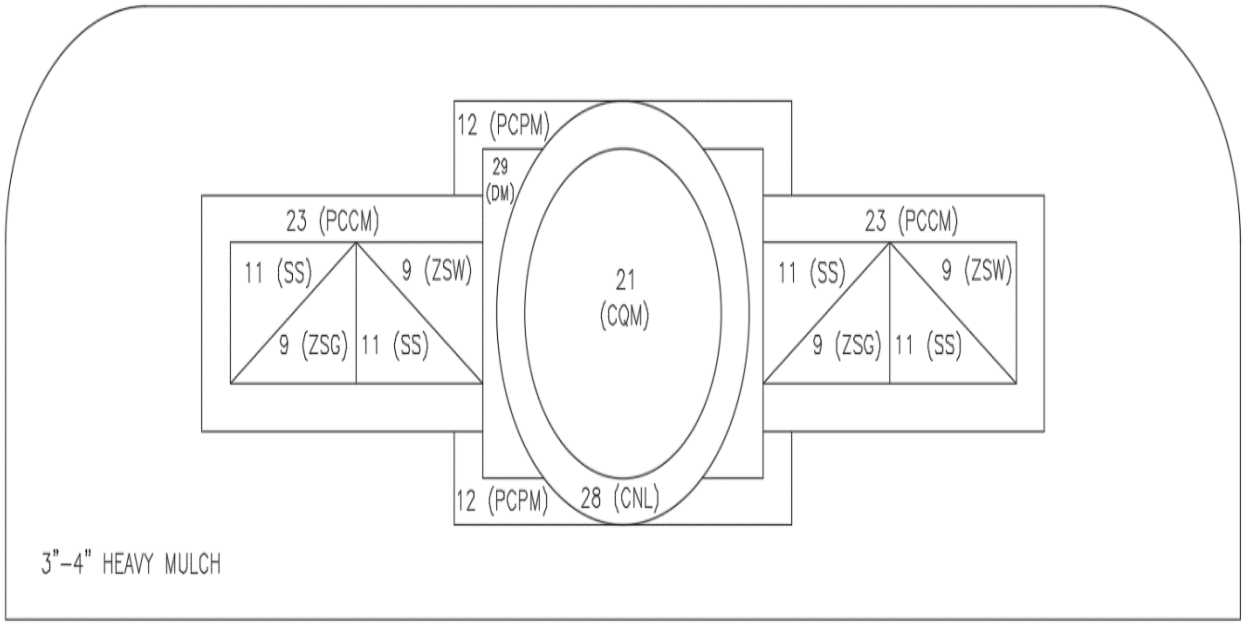

NOTE: Drawing Not To Scale

Main Street at South Winooski Ave. - Bed C

Bed Contains
55 Celosia "New Look"(CNL)
56 Dusty Miller "Snowstorm or Silverdust"(SS)
28 Petunia "Celebrity Pink Morn" (PCPM)
18 Petunia "Celebrity Chiffon Morn" (PCCM)
8 Zinnia "Star Gold"(ZSG)
8 Zinnia "Star White"(ZSW)

Planting Notes
Plant Celosia 9" apart, do not disturb roots.
Dusty Miller 8" apart.
Petunia 12" apart.
Zinnias 10" to 12" apart.
Mulch heavy around outside of design (3" to 4").
Lighter mulch in planting area (2" to 3").
Water: 151 gallons per week. In dry conditions, begin at time of planting.

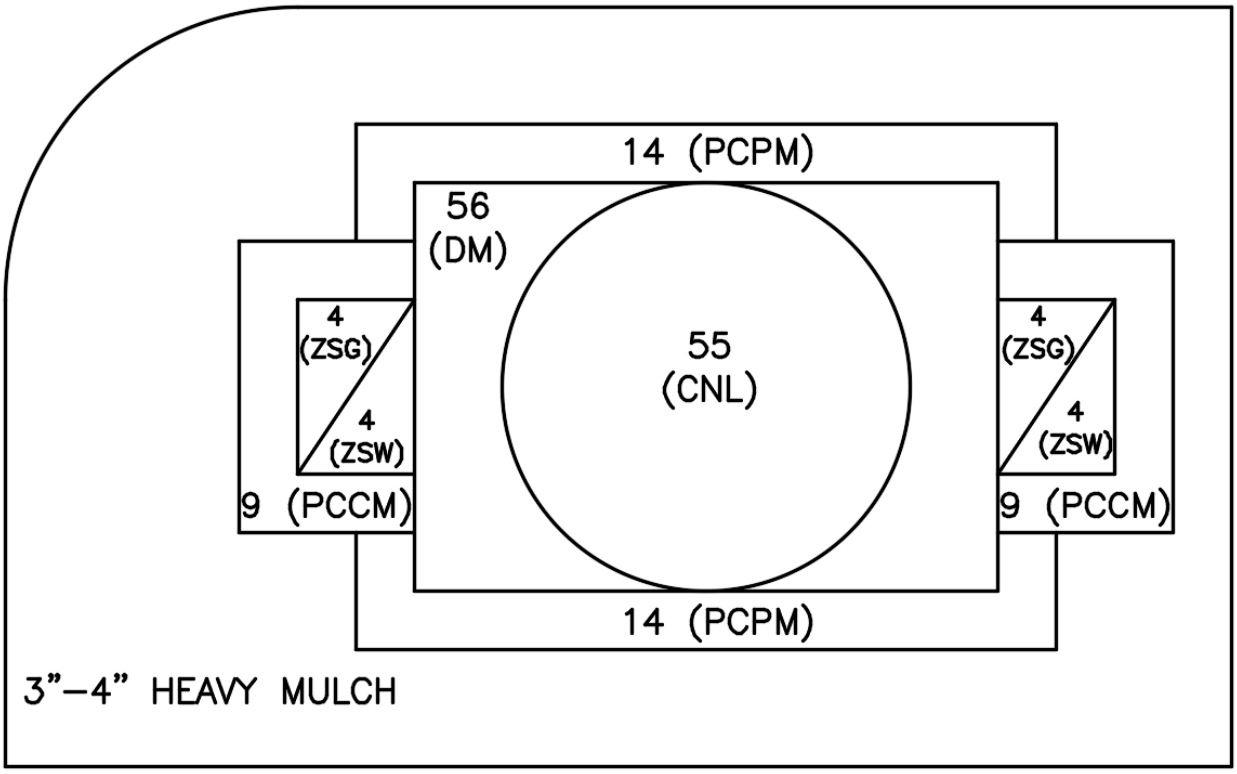

NOTE: Drawing Not To Scale

NORTH WINOOSKI AVENUE @ RIVERSIDE AVENUE (4 BEDS)

Location	Flower	Actual	Buffer	Total
North Winooski Ave. @ Riverside Ave.	Ornamental Grass - 3' Tall	4	1	5
	Day Lily Mixed	26	3	29
	Stella Dora	5	1	6
	Star Gazer	4	1	5
	Liatris	12	1	13
	Creeping Phlox			
	Mixed colors	21	2	23
	Pink & White	5	1	6
	Rudbeckia	4	1	5
	March Mallow	5	1	6
	Winter Creeper Euonymus	2	1	3
	Aster	3	1	4

North Winooski Ave at Riverside Ave

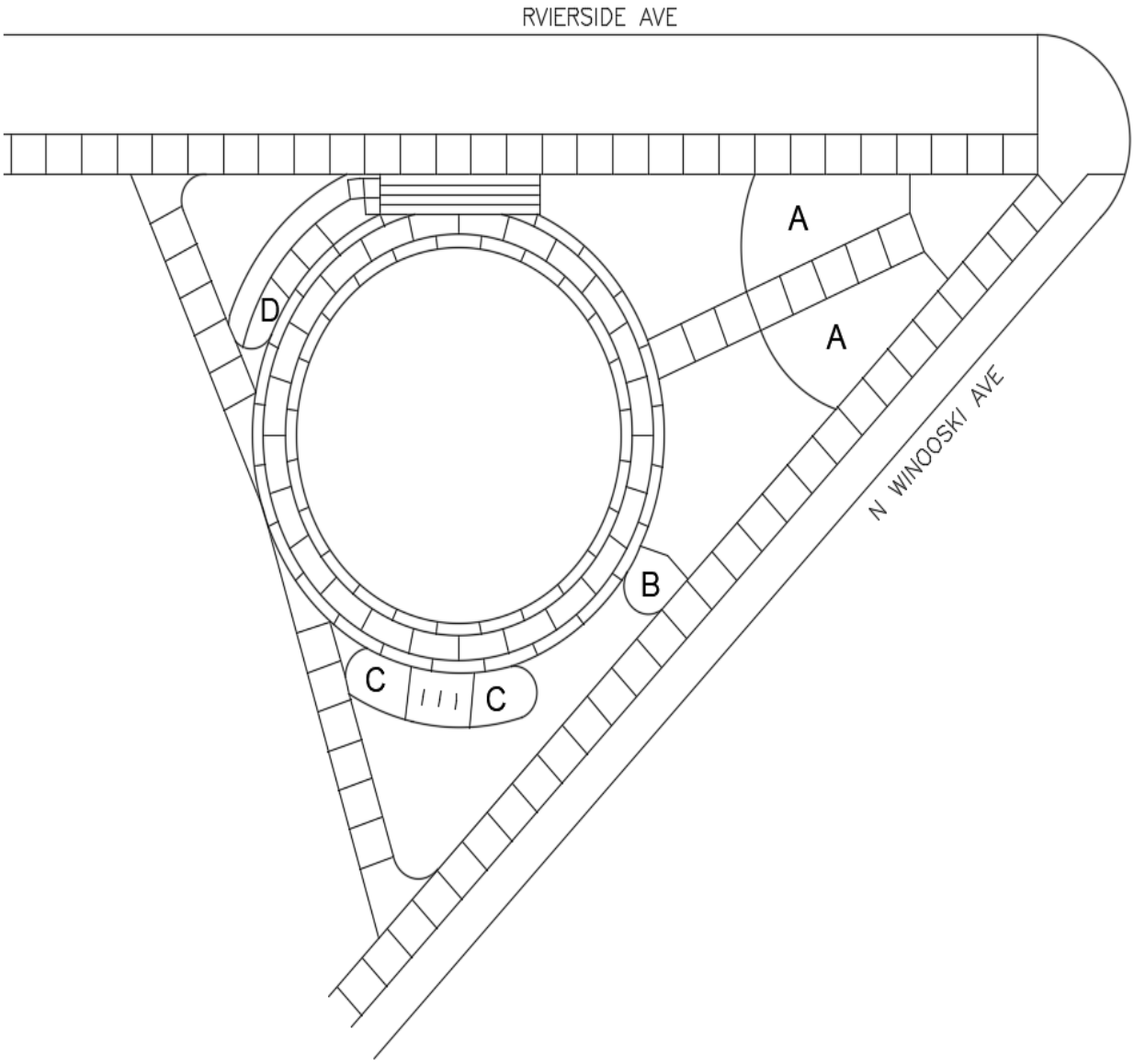

NOTE: Drawing Not To Scale

North Winooski Ave at Riverside Avenue - Bed A

<u>Bed Contains</u>
12 Liatris (L)
14 Daylilies (DY)
12 Creeping Phlox (C)
3 Rudebekia (R)
2 Ornamental Grass (OG)
3 Marsh Mallow (MM)
2 Wintercreeper Euonymus (W)

<u>Planting Notes</u>
Mulch heavy around the outside of the design (3" to 4").
Lighter mulch inside of design (2" to 3").
Water every week. Begin at time of planting.

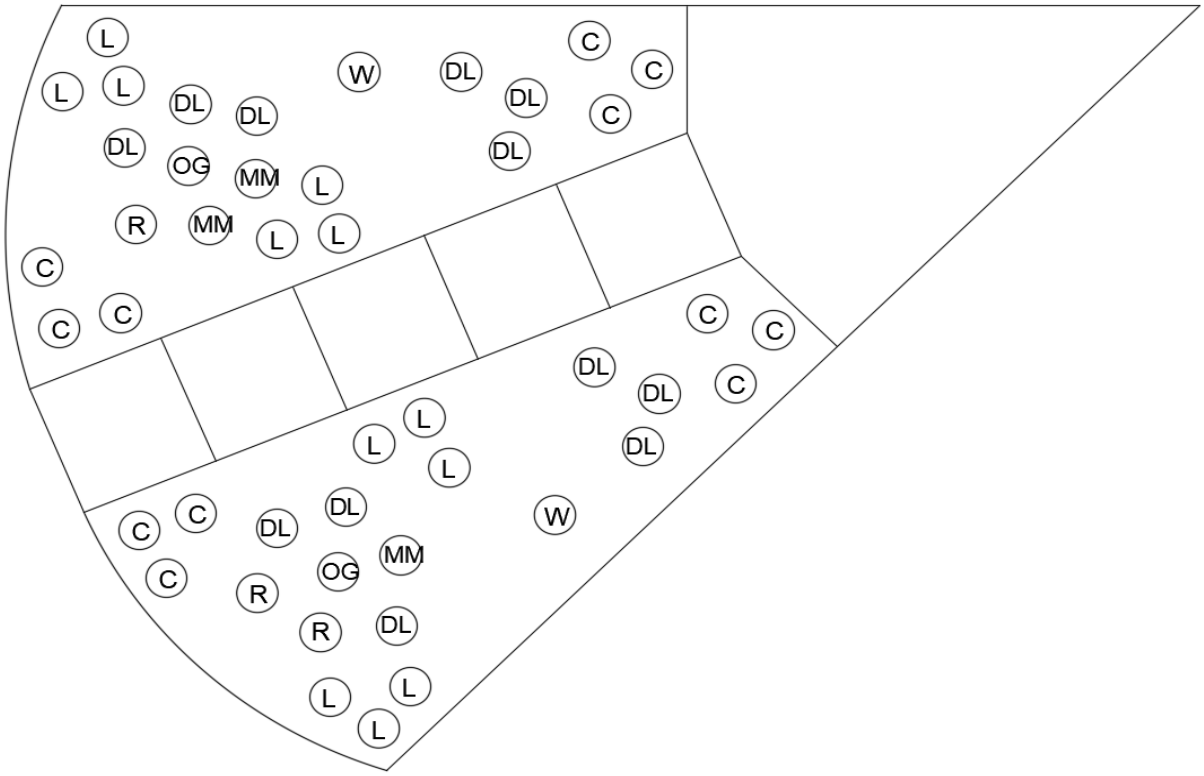

NOTE: Drawing Not To Scale

North Winooski Ave at Riverside Avenue - Bed B

Bed Contains
7 Creeping Phlox (CP)
3 Aster (A)
2 Marsh Mallow (MM)
1 Rudebekia (R)

Planting Notes
Mulch heavy around the outside of the design (3" to 4").
Lighter mulch inside the design (2" to 3").
Water every week. Begin at time of planting.

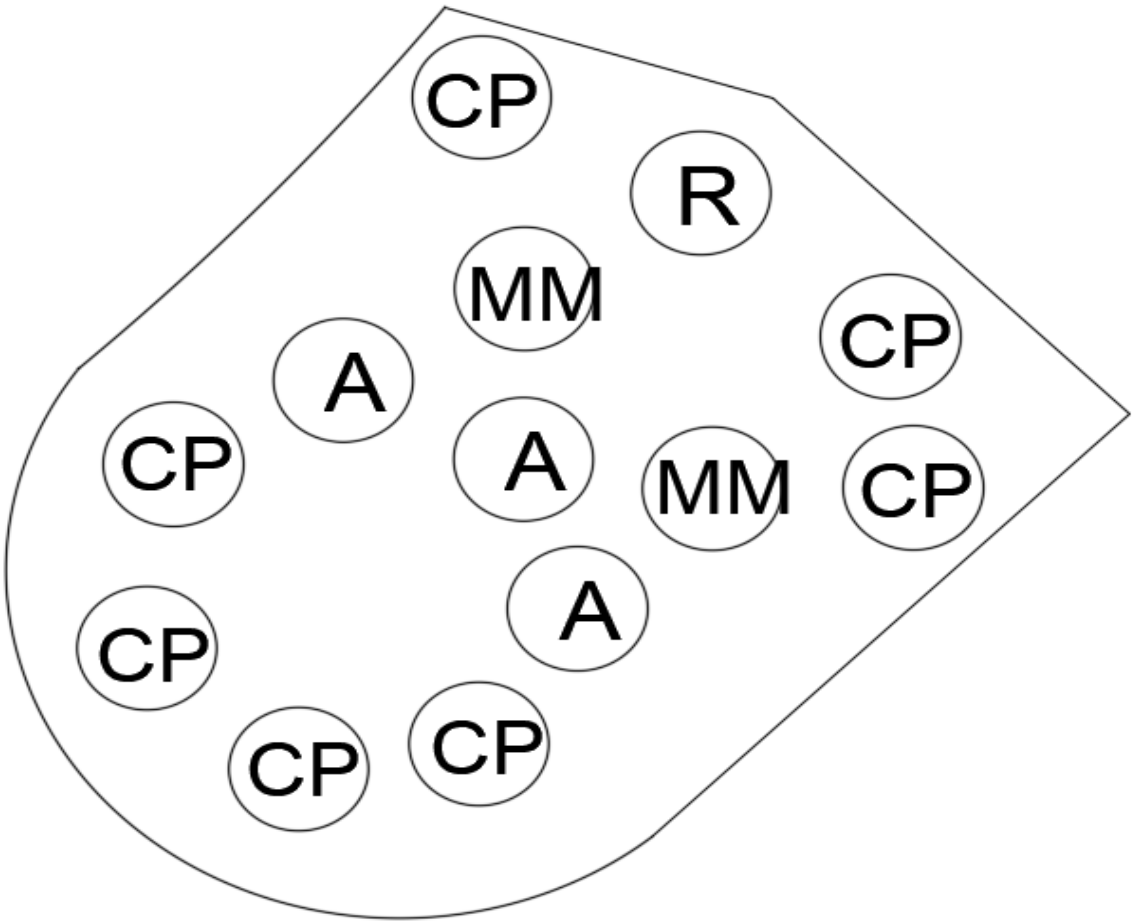

NOTE: Drawing Not To Scale

North Winooski Avenue at Riverside Avenue - Bed C

Bed Contains
2 Ornamental Grass (OG)
12 Daylilies (DY)

Planting Notes
Mulch heavy around the outside of the design (3" to 4")
Lighter mulch inside of design (2" to 3").
Water every week. Begin at time of planting.

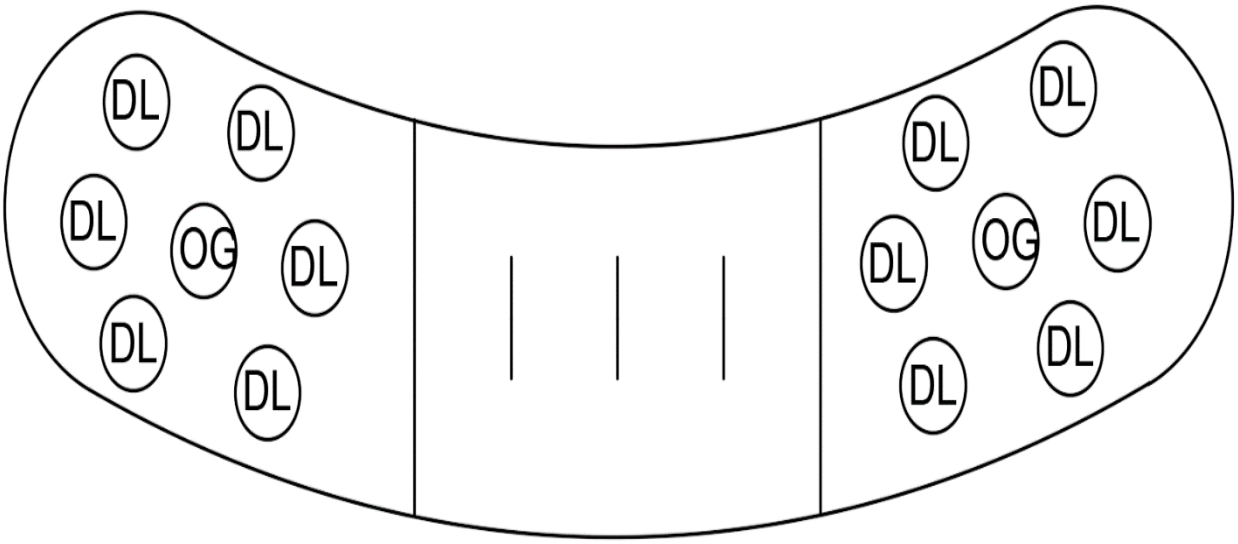

NOTE: Drawing Not To Scale

North Winooski Avenue at Riverside Avenue - Bed D

Bed Contains
5 Daylilies (DYSD)
4 Daylilies (DYSG)
5 Creeping Phlox (CP)

Planting Notes
Mulch heavy around the outside of the design (3" to 4").
Lighter mulch inside the design.
Water every week. Begin at time of planting.

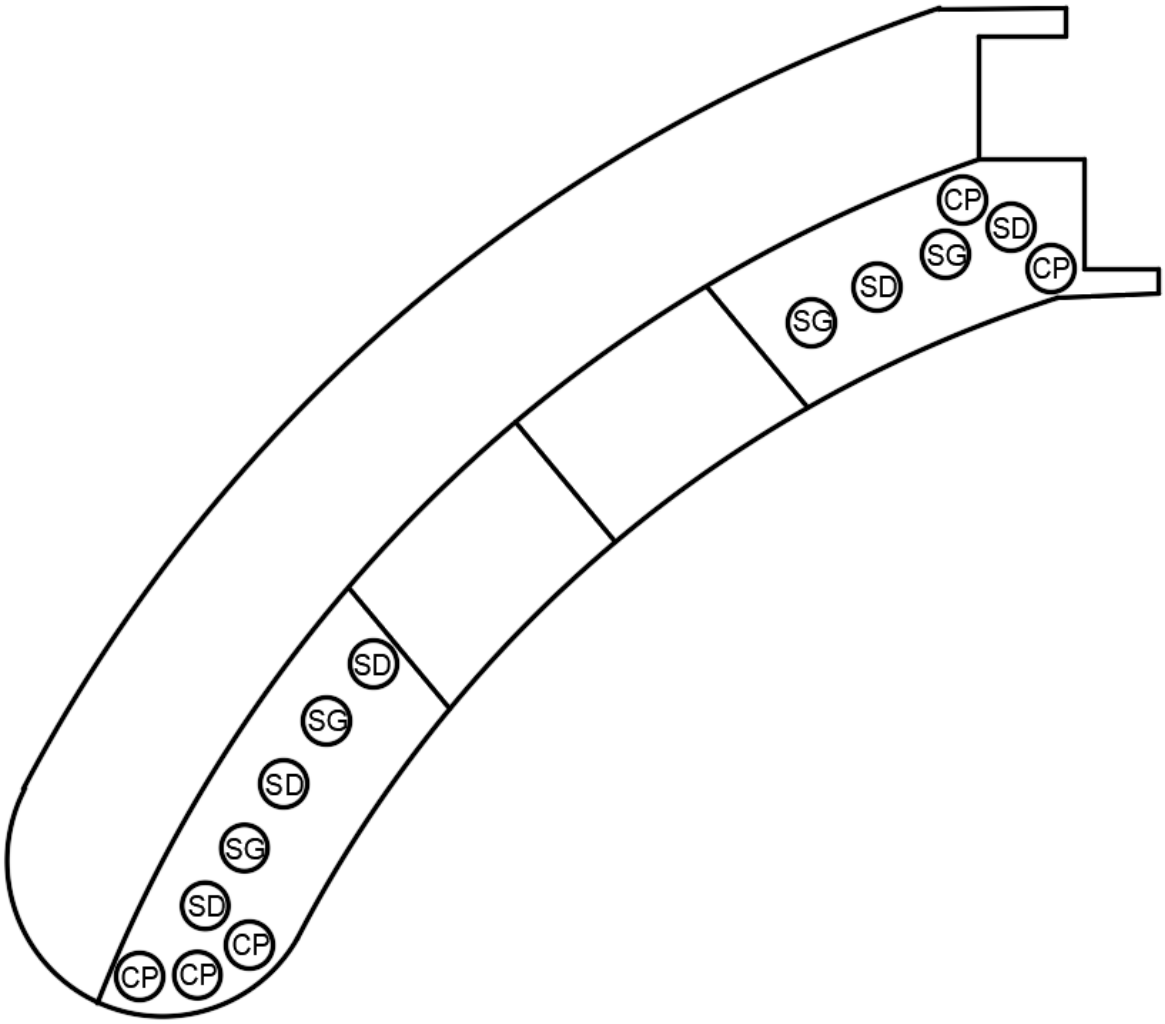

NOTE: Drawing Not To Scale

STRONG STREET @ BLODGETT STREET CIRCLE

MARKET PLACE GARAGE @ CHERRY STREET

COLLEGE STREET GARAGE @ COLLEGE STREET

Location	Flower	Actual	Buffer	Total
Strong Street @ Blodgett Street Circle	Daylilies			
	Red/Peach	6	2	8
	Gaillardia			
	Orange/Yellow	36	4	40
	Rudbekia			
	Mix of Varieties	36	4	40
	Petunia			
	Blue/Pink Mix	80	8	88
Market Place Garage @ Cherry Street	Rudbeckia			
	Indian Summer	72	7	79
	Marigolds			
	Yellow	72	7	79
	Gold	72	7	79
College Street Garage @ College St.	Nicotiana			
	White	12	2	14
	Pink	12	2	14

Strong Street at Blodgett Street Circle

Bed Contains
Daylilies "Red/Peach" (DL)
Gaillardia "Orange/Yellow" (GL)
Rudbekia "Mix of Varieties" (RB)
Petunia "Blue/Pink Mix" (PT)

Planting Notes
Water at planting time 150 gallons.

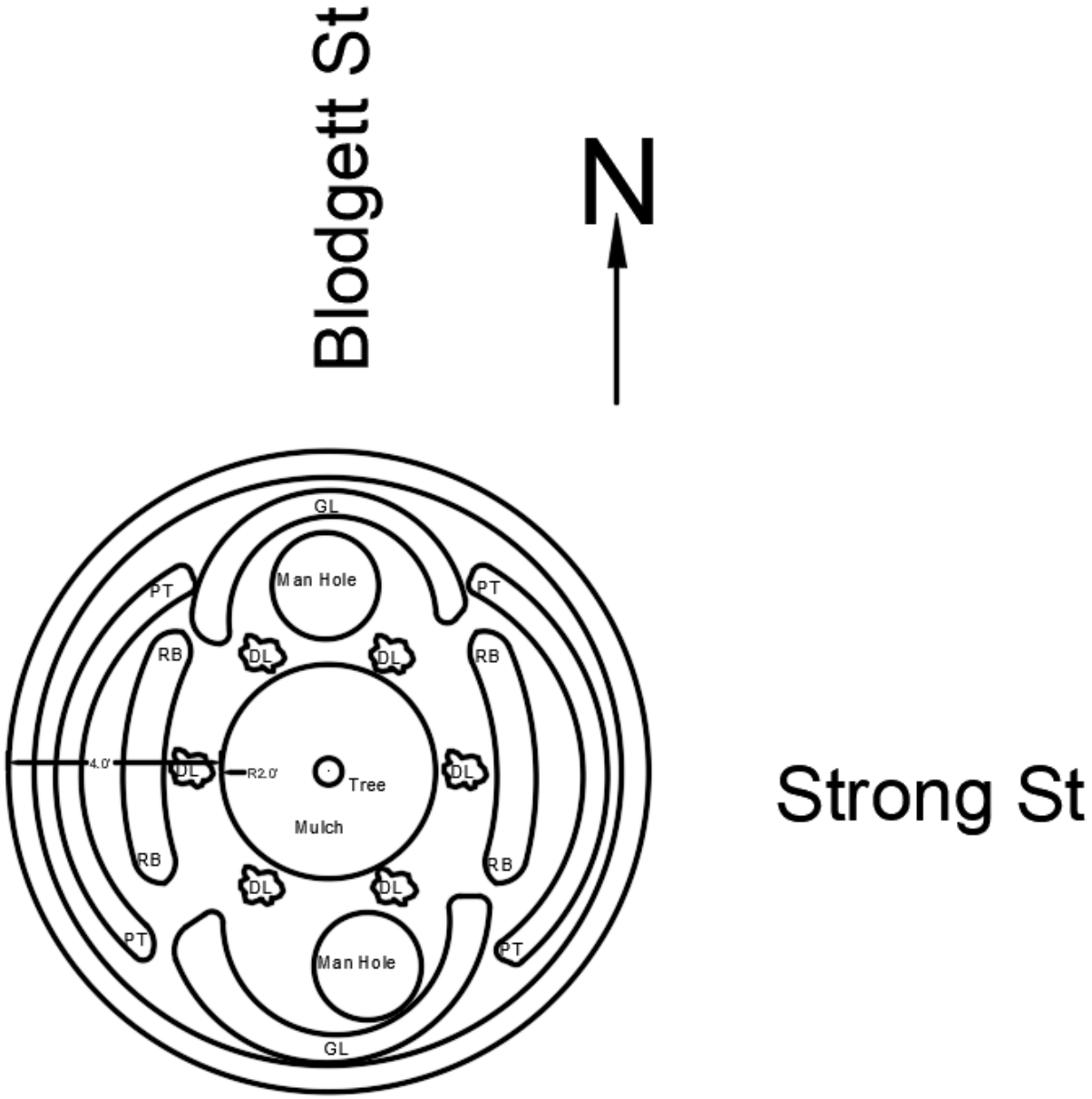

NOTE: Drawing Not To Scale

Market Place Garage at Cherry Street - 3 Beds

Bed Contains
72 Rudbeckia (RIS) Each
72 Marigolds - Yellow (MY) Each
72 Marigolds - Gold (MG) Each

Planting Notes
Rototill and remove excess material. Bring in new top soil for three beds. Weed control with black plastic in all non planted areas.
Mulch heavy around design (3" to 4").
Lighter mulch inside of design (2" to 3").
Water every week. Begin at time of planting.

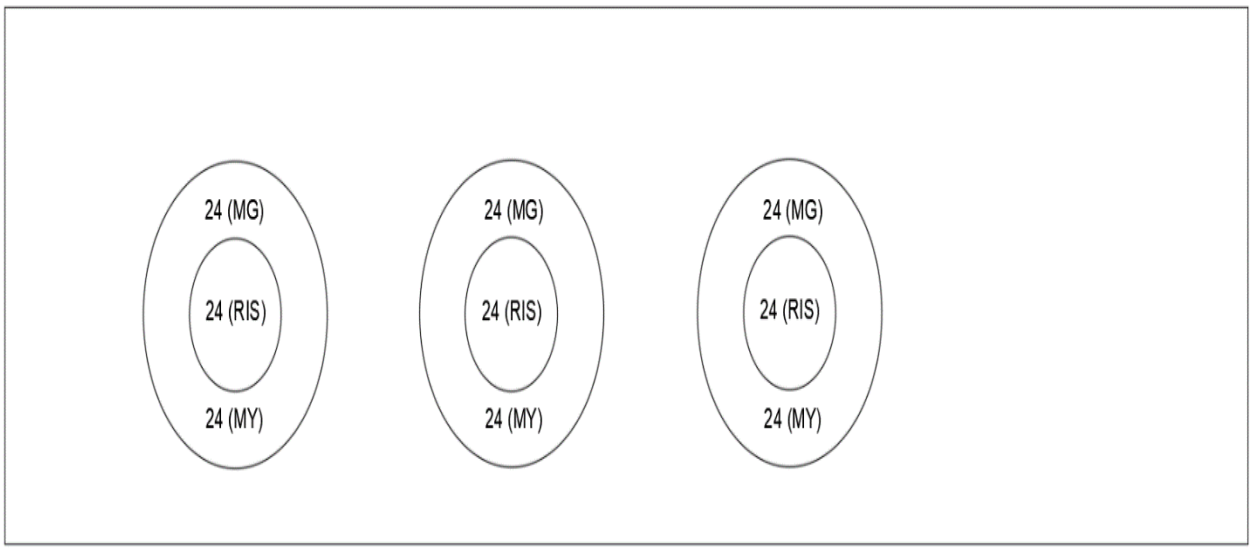

NOTE: Drawing Not To Scale

College Street Garage at College Street

Bed Contains
12 Nicotiana (NW)
12 Nicotiana (NP)

Planting Notes
Mulch heavy around the design (3" to 4").

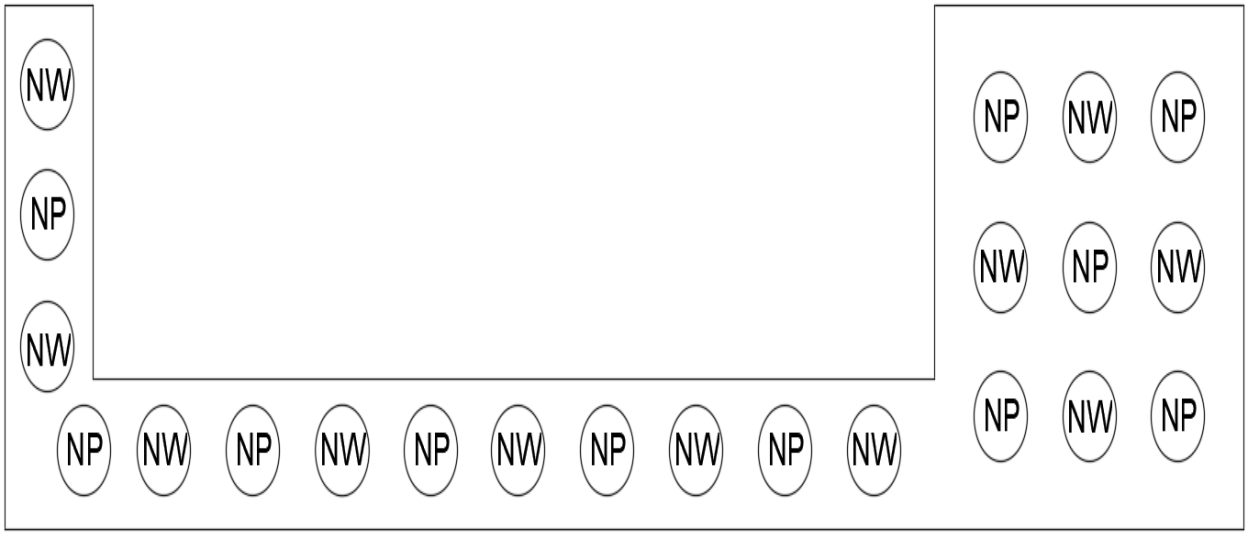

NOTE: Drawing Not To Scale

LAKESIDE AVENUE @ PINE STREET (2 BEDS)

Location	Flower	Actual	Buffer	Total
Lakeside Avenue @ Pine Street	**Marigolds**			
	Yellow	51	5	56
	Orange	51	5	56
	Red	51	5	56
	Petunia			
	White	51	5	56
	Purple	51	5	56
	Red	51	5	56
	Marguerite Daisy	60	6	66
	Scaevola	116	12	128
	Salvia			
	Red	48	5	53
	White	48	5	53
	New Guinea Impatient			
	Pink	48	5	53
	Red	48	5	53

Pine St. at Lakeside Ave (2 Beds)

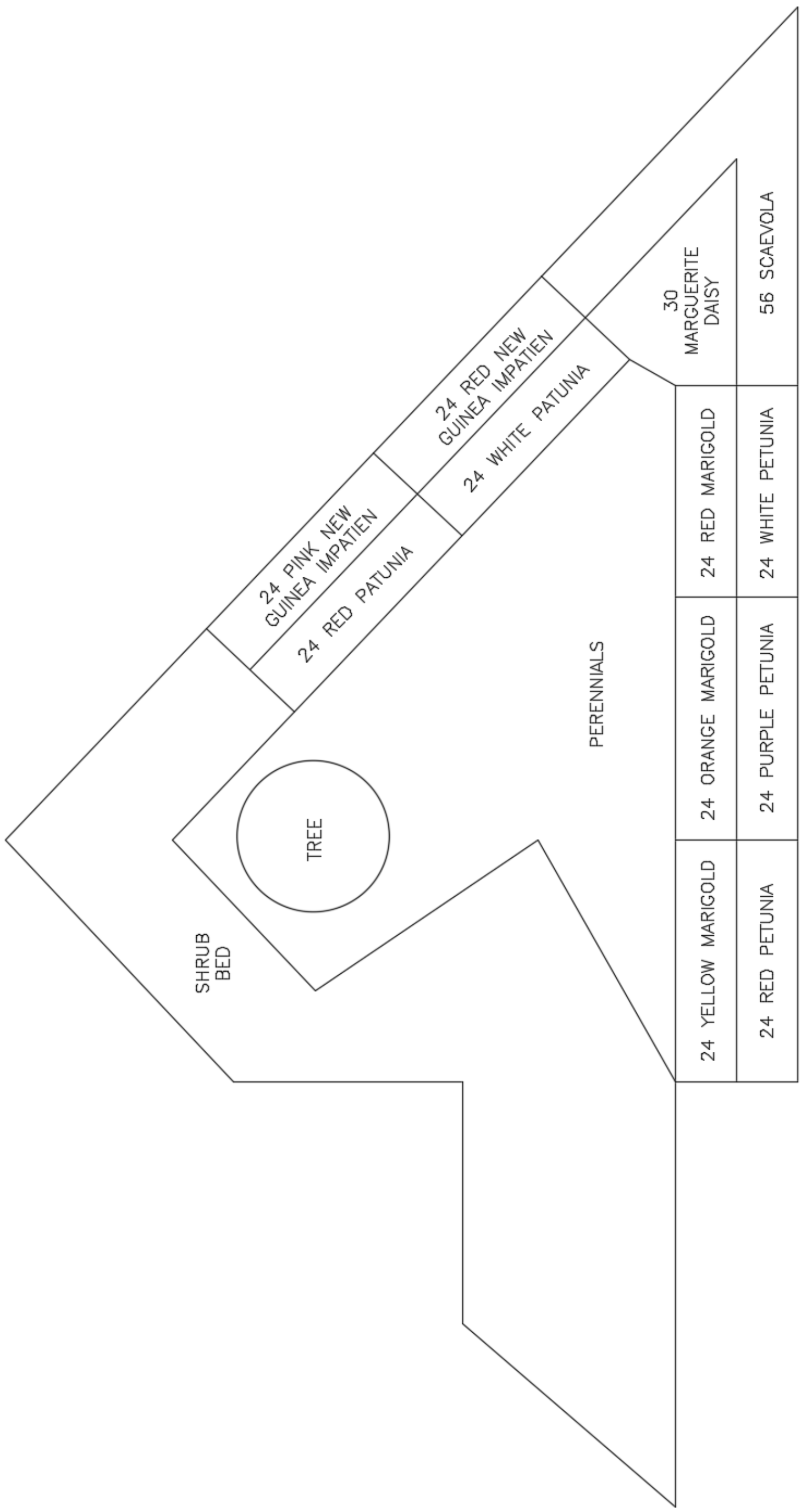

NOTE: Drawing Not To Scale

Pine St. at Lakeside Ave (2 Beds)

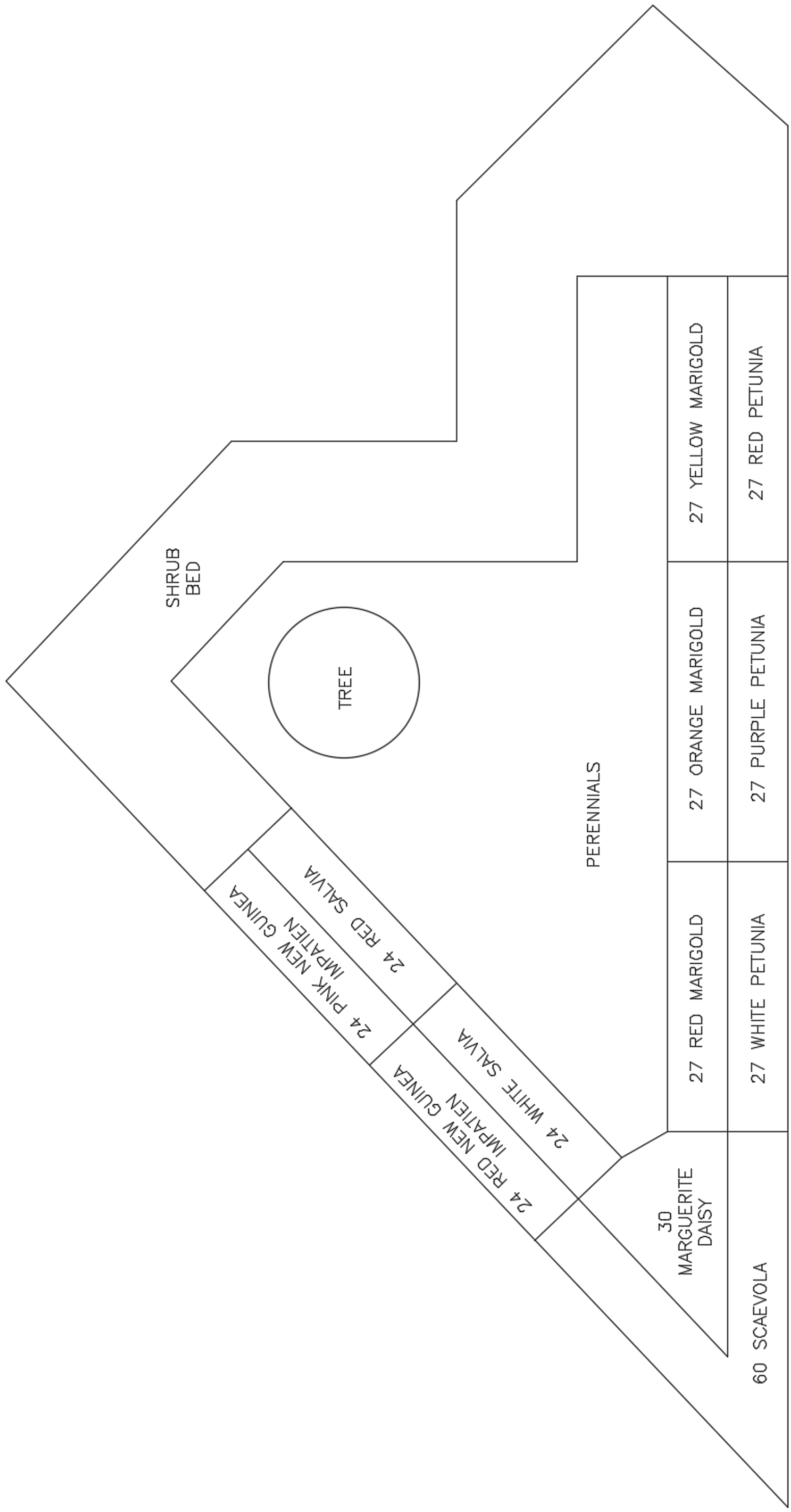

NOTE: Drawing Not To Scale