2018 Consolidated Annual Performance &

Evaluation Report

City of Burlington, Vermont

Prepared by
Community & Economic Development Office
Room 32 – City Hall
149 Church Street
Burlington, Vermont, 05401
(802) 865-7232
www.burlingtonvt.gov/cedo

This document is available upon request in alternative formats for persons with disabilities.

OMB Control No: 2506-0117 (exp. 06/30/2018)

CR-05 - Goals and Outcomes

Progress the jurisdiction has made in carrying out its strategic plan and its action plan. 91.520(a) This could be an overview that includes major initiatives and highlights that were proposed and executed throughout the program year.

The City's Community & Economic Development Office regularly prepares three major plans and reports about housing and community development. First, there is the City's Consolidated Plan for Housing & Community Development. The Consolidated Plan covers a five-year time period; provides detailed information about city demographics, the local housing market and the local economy; and outlines housing and community development needs and priorities.

Second, the City prepares an Action Plan each year to address the Consolidated Plan priorities. The Action Plan is a budget for spending the Community Development Block Grant (CDBG) and HOME Investment Partnership program (HOME) resources that the City receives from the U.S. Department of Housing & Urban Development (HUD). Each annual Action Plan details how the City plans to spend meet Consolidated Plan priorities. It must be submitted to HUD each year by May 15.

Third, after the close of each program year, the City prepares a Consolidated Annual Performance & Evaluation Report to report on progress and on CDBG and HOME expenditures during the year. The City is required to prepare the Consolidated Plan, annual Action Plans and annual Performance Reports in order to receive funding under the CDBG and HOME programs.

This Performance Report covers the first year of the five-year period covered by the City's 2018 Consolidated Plan for Housing & Community Development. It contains information on all CDBG and HOME projects that were funded, underway and/or completed during the program year beginning July 1, 2018 and ending June 30, 2019 (referred to as Program Year 2018). It also contains other information that may be of interest to the community, such as community indicators (Appendix A) and partner activities that contribute to the goals of the Consolidated Plan. The Report is due to HUD by September 28.

A Public Hearing was held before the Burlington City Council on September 23, 2019, concerning this Report. Comments were accepted at the Public Hearing as well as at the Community & Economic Development Office through September 24, 2019. We continue to solicit the input of our citizens about the effective allocation and expenditure of our CDBG and HOME resources and on housing and community development needs.

Comparison of the proposed versus actual outcomes for each outcome measure submitted with the consolidated plan and explain, if applicable, why progress was not made toward meeting goals and objectives. 91.520(g)

Categories, priority levels, funding sources and amounts, outcomes/objectives, goal outcome indicators, units of measure, targets, actual outcomes/outputs, and percentage completed for each of the grantee's program year goals.

Goal	Category	Source / Amount	Indicator	Unit of Measure	Expected – Strategic Plan	Actual – Strategic Plan	Percent Complete	Expected – Program Year	Actual – Program Year	Percent Complete
Contingency	Affordable Housing Homeless Non-Housing Community Development	CDBG: $ / HOME: $	Other	Other	1	0	0.00%	1	0	0.00%
DH 1.1 Protect the Vulnerable - New Perm Supp Hous	Affordable Housing Homeless	CDBG: $ / HOME: $	Housing for Homeless added	Household Housing Unit	10	0	0.00%	11	0	0.00%
DH 1.3 Create New Affordable Housing	Affordable Housing	CDBG: $ / HOME: $	Rental units constructed	Household Housing Unit	110	0	0.00%	65	0	0.00%
DH 1.4 Promote new homeownership buyer assist	Affordable Housing	CDBG: $ / HOME: $	Direct Financial Assistance to Homebuyers	Households Assisted	20	7	35.00%	5	7	140.00%

OMB Control No: 2506-0117 (exp. 06/30/2018)

DH 2.1 Acquire/Rehab - Rental or Owner Units	Affordable Housing	CDBG: $ / HOME: $	Rental units rehabilitated	Household Housing Unit	65	0	0.00%			
DH 2.1 Acquire/Rehab - Rental or Owner Units	Affordable Housing	CDBG: $ / HOME: $	Homeowner Housing Rehabilitated	Household Housing Unit	10	3	30.00%	5	3	60.00%
DH 2.2 Protect the Vulnerable - Lead Hazard	Affordable Housing	CDBG: $ / HOME: $	Rental units rehabilitated	Household Housing Unit	100	20	20.00%	30	20	66.67%
DH 2.2 Protect the Vulnerable - Lead Hazard	Affordable Housing	CDBG: $ / HOME: $	Homeowner Housing Rehabilitated	Household Housing Unit	62	5	8.06%	5	5	100.00%
DH 3.1 Protect the Vulnerable Hsng Retention Svcs	Affordable Housing Homeless Non-Homeless Special Needs	CDBG: $ / HOME: $	Public service activities for Low/Moderate Income Housing Benefit	Households Assisted	300	154	51.33%	100	154	154.00%
DH1.2 Protect the Vulnerable New Special Need Hsng	Affordable Housing Non-Homeless Special Needs	CDBG: $ / HOME: $	Rental units constructed	Household Housing Unit	80	0	0.00%	0	0	
EO 1.1 Support Microenterprises	Non-Housing Community Development	CDBG: $ / HOME: $	Businesses assisted	Businesses Assisted	250	35	14.00%	60	35	58.33%

OMB Control No: 2506-0117 (exp. 06/30/2018)

EO 1.2 Retain/Create Jobs	Non-Housing Community Development	CDBG: $ / HOME: $	Facade treatment/business building rehabilitation	Business	1	0	0.00%			
EO 1.2 Retain/Create Jobs	Non-Housing Community Development	CDBG: $ / HOME: $	Jobs created/retained	Jobs	25	1	4.00%	5	2	40.00%
EO 1.2 Retain/Create Jobs	Non-Housing Community Development	CDBG: $ / HOME: $	Businesses assisted	Businesses Assisted	0	1		0	1	100%
EO 1.3 Reduce Economic Barriers - Early Childhood	Non-Housing Community Development	CDBG: $ / HOME: $	Public Facility or Infrastructure Activities other than Low/Moderate Income Housing Benefit	Persons Assisted	0	0		20	0	0.00%
EO 1.3 Reduce Economic Barriers - Early Childhood	Non-Housing Community Development	CDBG: $ / HOME: $	Public service activities other than Low/Moderate Income Housing Benefit	Persons Assisted	100	0	0.00%	0	0	
EO 1.4 Reduce Economic Barriers - Access Resources	Non-Housing Community Development	CDBG: $ / HOME: $	Public service activities other than Low/Moderate Income Housing Benefit	Persons Assisted	3000	961	32.03%	900	961	106.78%

OMB Control No: 2506-0117 (exp. 06/30/2018)

Planning and Administration	Planning, Administration, Fair Housing	CDBG: $ / HOME: $	Other	Other	1	0	0.00%	1	1	100.00%
SL 1.1 Provide Public Services Homeless	Homeless	CDBG: $ / HOME: $	Public service activities other than Low/Moderate Income Housing Benefit	Persons Assisted	0	0		0	0	
SL 1.1 Provide Public Services Homeless	Homeless	CDBG: $ / HOME: $	Public service activities for Low/Moderate Income Housing Benefit	Households Assisted	300	50	16.67%	45	50	111.11%
SL 1.1 Provide Public Services Homeless	Homeless	CDBG: $ / HOME: $	Tenant-based rental assistance / Rapid Rehousing	Households Assisted	25	0	0.00%			
SL 1.1 Provide Public Services Homeless	Homeless	CDBG: $ / HOME: $	Homeless Person Overnight Shelter	Persons Assisted	500	378	75.60%	350	378	108.00%
SL 1.2 Provide Public Services	Non-Housing Community Development	CDBG: $ / HOME: $	Public service activities other than Low/Moderate Income Housing Benefit	Persons Assisted	100	0	0.00%	1	0	0.00%

OMB Control No: 2506-0117 (exp. 06/30/2018)

SL 1.3 Improve Public Facilities & Infrastructure	Non-Housing Community Development	CDBG: $ / HOME: $	Public Facility or Infrastructure Activities other than Low/Moderate Income Housing Benefit	Persons Assisted	42000	399	0.95%	18000	399	2.22%
SL 1.4 Remediation of Brownfields	Affordable Housing Non-Housing Community Development	CDBG: $ / HOME: $	Brownfield acres remediated	Acre	3	4.7	0.00%	1	4.7	133%

Table 1 - Accomplishments – Program Year & Strategic Plan to Date

OMB Control No: 2506-0117 (exp. 06/30/2018)

Assess how the jurisdiction's use of funds, particularly CDBG, addresses the priorities and specific objectives identified in the plan, giving special attention to the highest priority activities identified.

The City is spending 70% its CDBG and HOME dollars on high priority activities to include most housing and economic development projects. The remaining 30% is spent on lower priority activities in high priority areas such as the Neighborhood Revitilization Strategy Area (NRSA). Burlington continues to focus almost 96% of expenditures assisting low-and moderate income persons.

Highlights of Outcomes

The City's highest priority under its Consolidated Plan is affordable housing. Highlights include:

- The Burlington Lead Program started the first year of a new 3 year grant. The program completed testing for Lead-Based Paint hazards in 61 housing units, performed Lead Hazard Control (LHC) activities on 25 housing units, performed Healthy Home interventions in 25 housing units, trained 164 individuals on the VT Essential Maintenance Practices Lead Law (EMP), and conducted 35 Outreach and Education events that reached over 2,024 individuals. Over $727,000 was allocated for these activities including LHC project and administrative costs, and Healthy Homes funding.
- Construction began on Laurentide, a Champlain Housing Trust affordable housing project at Cambrian Rise. As of June 30, 2019 construction was 89% complete, and the project is anticipated to be completed in September of 2019.
- Home sharing and home-based senior services helped 154 residents remain housed and living independently. Of those served 55 people found a home sharing match, including 26 Senior hosts who were able to remain housed and 29 home share guests who found housing.
- Pathways Vermont served 50 individuals experiencing homelessness providing a variety of supports including service coordination, housing location and retention supports, benefits coordination, and mental health and substance use services.
- Rehabilitation of 3 owner-occupied units were completed enabling low income households to remain housed.

Economic opportunity is the City's next overall priority. Highlights include:

- CEDO provided technical assistance to 24 current or potential entrepreneurs, 5 new businesses were created and 1 business expanded.
- CEDO provided direct assistance to a local business, assisting with the creation and staffing of a new production line, 2 new jobs were created.
- The Women's Small Business Program assisted 29 women with training and technical assistance.

As a result 19 new businesses started and 9 businesses expanded.

- The Financial Futures Microbusiness Development Program provided technical assistance and training to 61 low/moderate income persons who own or are starting a micro-enterprise. Three new businesses were started and 3 businesses expanded, 10 of the businesses assisted serve the Neighborhood Revitalization Strategy Area (NRSA).
- The Volunteer Income Tax Assistance program provided free tax preparation services to over 953 low-income residents (including many with limited English proficiency), increasing their self-sufficiency and access to resources.
- ReSource Youthbuild Program trained 8 Burlington students to gain marketable skills in construction and weatherization and weatherized 2 units of low income housing.

A suitable living environment is the City's third priority. Highlights include:

- CDBG-funded agencies provided shelter and services to over 490 homeless residents, and 24 individuals experiencing homelessness found permanent housing.
- Development work including public engagement and the development of a site resolution plan led to City Council approval of the Moran – FRAME project. Construction is anticipated to start in FY20.
- Renovations at the new Turning Point Center are complete and over 220 Burlington residents in recovery were served.
- Progress was made on the renovations to the O.N.E. Community Center, all site work was completed including the expansion of the parking lot and the addition of a playground.

Narrative on Progress

This Consolidated Annual Performance and Evaluation Report is the first report, in the City of Burlington's 5 year 2018 - 2023 Consolidated Plan. Below is a narrative of the progress the City of Burlington has achieved on the goals set in 2018.

Outcome -**increase the availability of/access to decent housing:** One goal was met at 100% - Lead Hazard Control activities were completed at 5 homeowner units, one goal was met at 67% - Lead Hazard Control Activities were completed at 20 rental units. The goals regarding new permanent supportive housing and new special needs housing were not met. The permanent supportive housing units at Laurentide will be completed in the next fiscal year, and units for Seniors at Juniper are anticipated to be completed in 2022.

Outcome -**Increase the affordability of decent housing:** One goal was met over 100% - 7 households received direct financial assistance for first time homeownership. One goal was not met – construction of affordable rental units at Laurentide is anticipated to be complete in September of 2019.

Outcome - **increase the sustainability of decent housing**: The goal of preserving and upgrading

affordable housing by the rehabilitation of homeowner units achieved 60% of its target, 3 homeowner units were rehabilitated. The goal to protect the vulnerable through housing retention services achieved 150% of its target, 152 persons were served.

Outcome - **increase the availability of/access to economic opportunity:** One goal was achieved at 190% of the target, 114 persons received assistance, education and services for their micro enterprise business, the goal of creating and retaining jobs was not met, 1 job was created or retained.

Outcome - **increase the sustainability of economic opportunity:** One goal, to reduce economic barriers by increasing access to resources, achieved over 100% of the goal. The second goal of reducing economic barriers through child care did not meet its goal because of the two year cycle for public service grants, no childcare programs were funded with ENT 18 CDBG funds, but will be funded in ENT 19 so we expect these outcomes to be met next year.

Outcome - **increase the availability of /access to a suitable living environment:** Under this category there were 2 goals funded this year, both goals were met at over 100%. Under providing public services to the homeless 50 households were served, and 378 persons experiencing homelessness received emergency shelter.

Outcome - **increase the sustainability of a suitable living environment:** One goal exceeded its target by 400%, a Brownfields project at Waterfront Access North was closed out where 4.7 acres had been remediated, one goal was not met, although 2 public facility renovations were completed successfully at the Turning Point Center and Westview House, the goal was not met because renovations at the ONE Community Center were not completed. Those renovations are anticipated to be completed during the next fiscal year.

CR-10 - Racial and Ethnic composition of families assisted

Describe the families assisted (including the racial and ethnic status of families assisted). 91.520(a)

	CDBG	HOME
White	1,696	0
Black or African American	198	0
Asian	157	0
American Indian or American Native	15	0
Native Hawaiian or Other Pacific Islander	3	0
Total	**2,069**	**0**
Hispanic	42	0
Not Hispanic	2,027	0

Table 2 – Table of assistance to racial and ethnic populations by source of funds

Narrative

The racial mix reflects a growing disparity in relation to the population as a whole. For the following statistics, the 2017 American Community Survey figures by race and ethnicity are compared to racial composition of CDBG beneficiaries served. The majority of the beneficiaries served with CDBG funds are white, but this is consistent with the population of Burlington as a whole. Black/African Americans comprise 9% of the CDBG population, compared to 5.6% of the general population. Asians are 8% of CDBG beneficiaries versus 6.2% of the total population. Hispanic or Latino of any race consists of 2.9% of the Burlington population and 2.2% of the CDBG population.

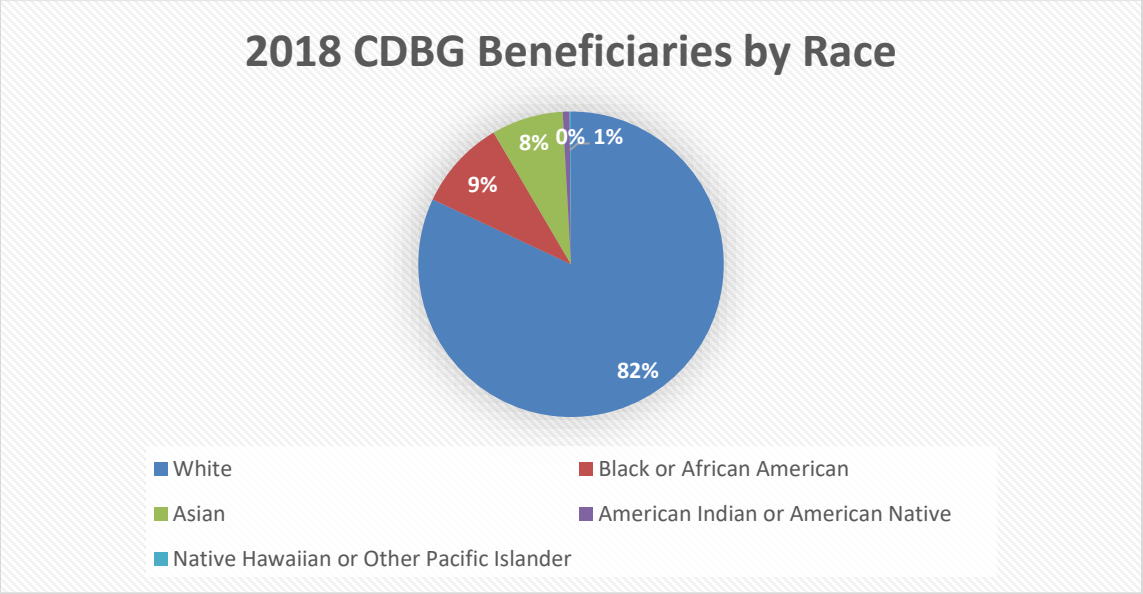

OMB Control No: 2506-0117 (exp. 06/30/2018)

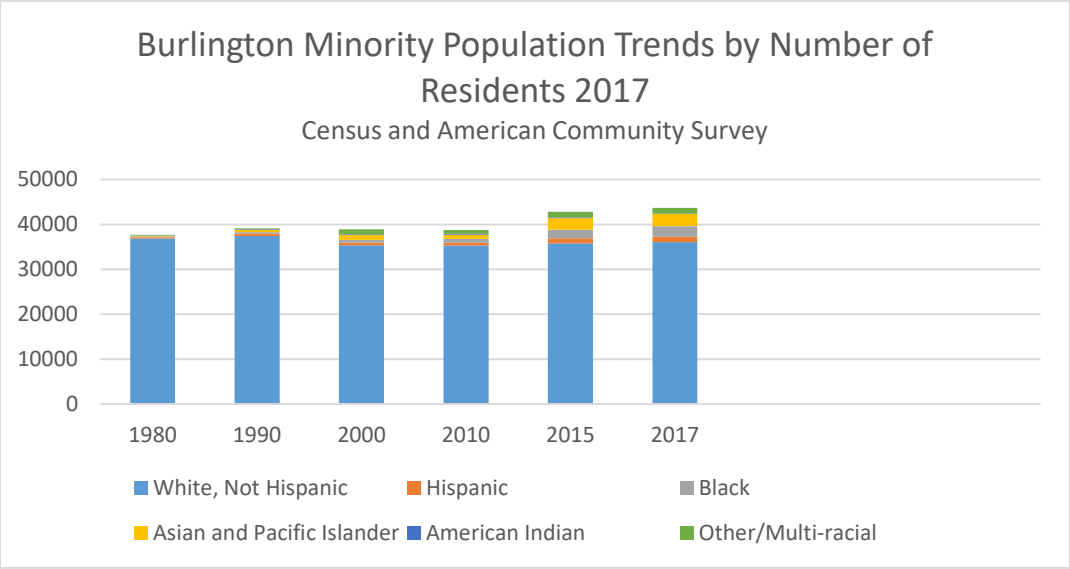

The City's CDBG expenditures continue to be focused on those at the lowest income levels. The chart below shows CDBG expenditures by income level for this program year, for all completed programs/projects. Over 95% of those served are low to moderate income persons.

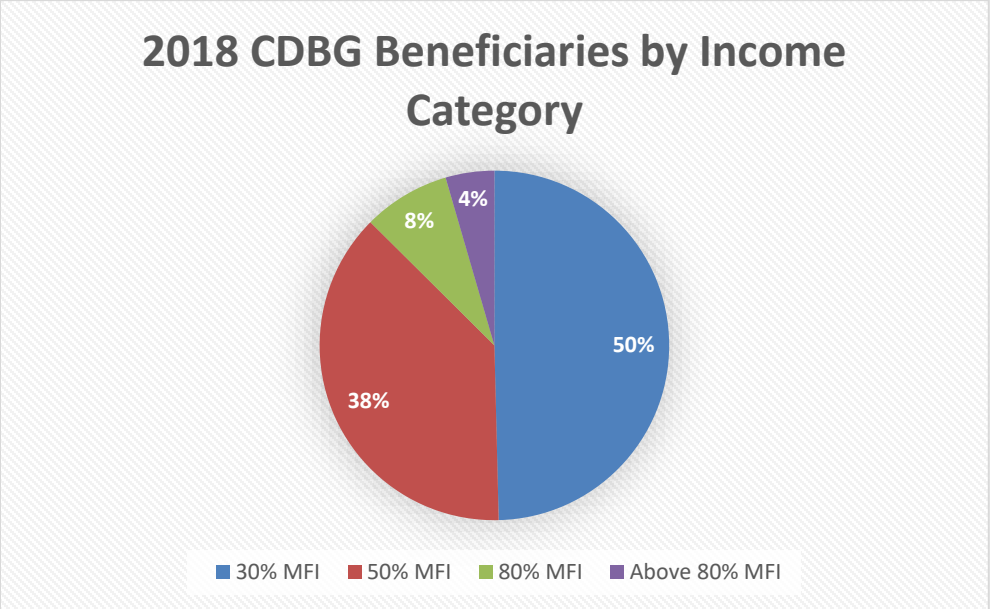

OMB Control No: 2506-0117 (exp. 06/30/2018)

CR-15 - Resources and Investments 91.520(a)

Identify the resources made available

Source of Funds	Source	Resources Made Available	Amount Expended During Program Year
CDBG	public - federal	1,618,844	880,853
HOME	public - federal	1,378,460	471,620

Table 3 - Resources Made Available

Narrative

The resources available to our City, to serve our low- and moderate income residents, include federal, state, local and private sources. With Entitlement funds, the City expended $880,853 of CDBG funds and $471,620 in HOME funds. The City also spent $64,545 in Healthy Homes and $268,429 in Lead Hazard Control project funding and $438,326 in community justice grants. The additional leveraged funds, including match and CDBG leveraged dollars are detailed in the following sections

Identify the geographic distribution and location of investments

Target Area	Planned Percentage of Allocation	Actual Percentage of Allocation	Narrative Description
City-Wide	25	52	Low-Mod Income areas City Wide
NEIGHBORHOOD REVITALIZATION STRATEGY AREA	75	48	

Table 4 – Identify the geographic distribution and location of investments

Narrative

In general, the Burlington targets its CDBG and HOME funds to the City's Neighborhood Revitalization Strategy Area. The Neighborhood Revitalization Strategy Area (NRSA) includes census tracts 3, 4, 5, 6 and 10 – roughly, the Old North End, downtown and the waterfront, Ward One including the Riverside Avenue corridor, and the area west of Pine Street down to Flynn Avenue. The NRSA is shaded in purple on the map that follows.

Of total non-administrative CDBG and HOME expenditures, approximately $361,475 was spent on programs /projects located in the NRSA this year. Programs located outside the NRSA, such as HomeShare Vermont's Homesharing for Burlington Residents and Pathways Vermont Housing First program, serve a number of NRSA residents. So the dollar amount of NRSA expenditures is an estimate, not an exact number, of funds benefitting NRSA residents.

OMB Control No: 2506-0117 (exp. 06/30/2018)

Neighborhood Revitilization Strategy Area (NRSA) Map

The implementation strategies for the Neighborhood Revitilization Strategy areas are outlined below.

1) Stimulate and support business growth/development on Riverside Ave., Smart Growth area, North Street area and downtown.

Funded Projects/Programs:

- Sustainable Economic Development Strategies
- MicroEnterprise Assistance
- Women's Small Business Program
- Financial Futures Micro Business Development Program
- Brownfields Program

Annual Benchmarks:

Projected	Actual
3 new businesses assisted in the Target Area	4 new business assisted in Target Area
3 business retained/expanded in Target Area	1 expanded in Target Area
3 jobs created/retained in Target Area	0 jobs created/retained in Target Area

2) Support workforce development and asset building opportunities for low- and moderate-income residents.

Funded Projects/Programs:

- YouthBuild Burlington
- Women's Small Business Program
- MicroEnterprise Assistance
- Financial Futures Micro Business Development Program
- Volunteer Income Tax Assistance

Projected	Actual
1 job training program serving Target Area residents	YouthBuild Burlington trained 8 residents in weatherization and other construction skills.
3 entrepreneurial training programs serving Target Area residents	The Women's Small Business Program served 19 Target Area residents, CEDO's MicroEnterprise Program served 14 Target Area residents, the FF Micro Business Development Programs served 10 Target Area residents.
1 program providing Target Area residents with access to tax refunds and associated savings opportunities and/or credit education/repair programs	The Volunteer Income Tax Assistance and the Low-Income Credit Action programs both operated in the Target Area.

3) Create and preserve decent, safe and affordable housing in the Target Area.

Funded Projects/Programs:

- Housing Initiatives Program
- YouthBuild Burlington

Projected	Actual
3 units of rehabbed housing in Target Area	2 units of housing rehabbed in Target Area

4) Enhance a suitable living environment in Target Area neighborhoods through infrastructure improvements and public safety and quality of life organizing efforts.

Funded Programs/Projects:

- Neighborhood Revitalization
- ONE Community Center

Projected	Actual
Continued investment into infrastructure improvements in the NRSA	• Continued renovation at the ONE Community Center FKA St. Joseph's

OMB Control No: 2506-0117 (exp. 06/30/2018)

Leveraging

Explain how federal funds leveraged additional resources (private, state and local funds), including a description of how matching requirements were satisfied, as well as how any publicly owned land or property located within the jurisdiction that were used to address the needs identified in the plan.

The City leveraged over 5.1 million dollars to meet identified needs through public service and economic development activities completed this year. In addition, $175,000 of other public and private resources were leveraged to meet identified needs through public facility construction activities completed this year. Over multiple years, $20,000,000 will be leveraged for housing construction and rehabilitation projects. These are other funds that the City and its subgrantees raised for their completed CDBG-funded activities as well as funds invested by outside entities. The sources of leveraged funds for HOME are in the table below.

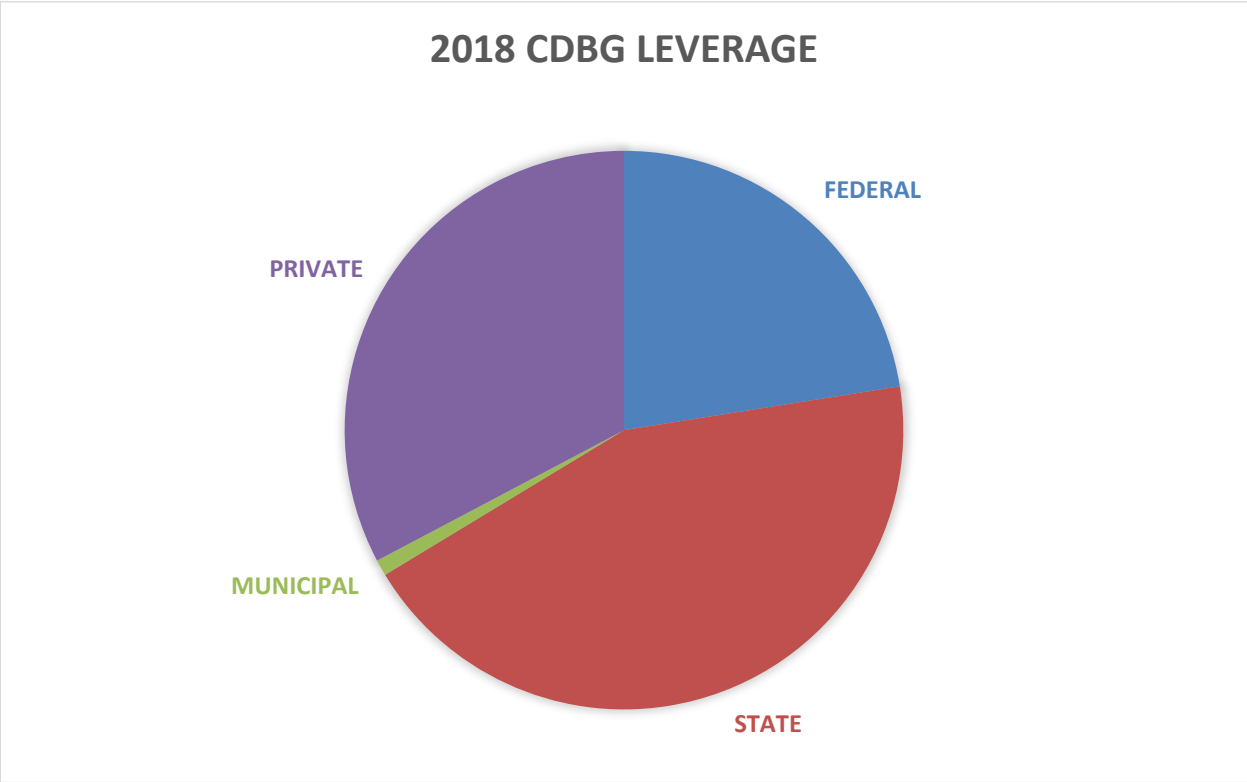

OMB Control No: 2506-0117 (exp. 06/30/2018)

Fiscal Year Summary – HOME Match	
1. Excess match from prior Federal fiscal year	915,390
2. Match contributed during current Federal fiscal year	0
3. Total match available for current Federal fiscal year (Line 1 plus Line 2)	915,390
4. Match liability for current Federal fiscal year	9,392
5. Excess match carried over to next Federal fiscal year (Line 3 minus Line 4)	905,998

Table 5 – Fiscal Year Summary - HOME Match Report

Match Contribution for the Federal Fiscal Year								
Project No. or Other ID	**Date of Contribution**	**Cash (non-Federal sources)**	**Foregone Taxes, Fees, Charges**	**Appraised Land/Real Property**	**Required Infrastructure**	**Site Preparation, Construction Materials, Donated labor**	**Bond Financing**	**Total Match**
0	0	0	0	0	0	0	0	0

Table 6 – Match Contribution for the Federal Fiscal Year

HOME MBE/WBE report

Program Income – Enter the program amounts for the reporting period				
Balance on hand at begin-ning of reporting period $	**Amount received during reporting period $**	**Total amount expended during reporting period $**	**Amount expended for TBRA $**	**Balance on hand at end of reporting period $**
145	13,659	0	0	13,804

Table 7 – Program Income

OMB Control No: 2506-0117 (exp. 06/30/2018)

Minority Business Enterprises and Women Business Enterprises – Indicate the number and dollar value of contracts for HOME projects completed during the reporting period						
	Total	**Minority Business Enterprises**				**White Non-Hispanic**
		Alaskan Native or American Indian	**Asian or Pacific Islander**	**Black Non-Hispanic**	**Hispanic**	
Contracts						
Dollar Amount	0	0	0	0	0	0
Number	0	0	0	0	0	0
Sub-Contracts						
Number	0	0	0	0	0	0
Dollar Amount	0	0	0	0	0	0

	Total	**Women Business Enterprises**	**Male**
Contracts			
Dollar Amount	0	0	0
Number	0	0	0
Sub-Contracts			
Number	0	0	0
Dollar Amount	0	0	0

Table 8 - Minority Business and Women Business Enterprises

Minority Owners of Rental Property – Indicate the number of HOME assisted rental property owners and the total amount of HOME funds in these rental properties assisted						
	Total	**Minority Property Owners**				**White Non-Hispanic**
		Alaskan Native or American Indian	**Asian or Pacific Islander**	**Black Non-Hispanic**	**Hispanic**	
Number	1	0	0	0	0	1
Dollar Amount	495,000	0	0	0	0	495,000

Table 9 – Minority Owners of Rental Property

OMB Control No: 2506-0117 (exp. 06/30/2018)

Relocation and Real Property Acquisition – Indicate the number of persons displaced, the cost of relocation payments, the number of parcels acquired, and the cost of acquisition		
Parcels Acquired	1	760,000
Businesses Displaced	0	0
Nonprofit Organizations Displaced	0	0
Households Temporarily Relocated, not Displaced	14	15,272

Households Displaced	**Total**	**Minority Property Enterprises**				**White Non-Hispanic**
		Alaskan Native or American Indian	**Asian or Pacific Islander**	**Black Non-Hispanic**	**Hispanic**	
Number	0	0	0	0	0	0
Cost	0	0	0	0	0	0

Table 10 – Relocation and Real Property Acquisition

OMB Control No: 2506-0117 (exp. 06/30/2018)

CR-20 - Affordable Housing 91.520(b)

Evaluation of the jurisdiction's progress in providing affordable housing, including the number and types of families served, the number of extremely low-income, low-income, moderate-income, and middle-income persons served.

	One-Year Goal	Actual
Number of Homeless households to be provided affordable housing units	11	0
Number of Non-Homeless households to be provided affordable housing units	65	0
Number of Special-Needs households to be provided affordable housing units	0	0
Total	**76**	**0**

Table 11 – Number of Households

	One-Year Goal	Actual
Number of households supported through Rental Assistance	0	0
Number of households supported through The Production of New Units	76	0
Number of households supported through Rehab of Existing Units	5	3
Number of households supported through Acquisition of Existing Units	0	0
Total	**81**	**3**

Table 12 – Number of Households Supported

Discuss the difference between goals and outcomes and problems encountered in meeting these goals.

The goals in Table 11 and line two of Table 12 were associated with the completion of Champlain Housing Trust's (CHT) Laurentide affordable rental housing project. This project had minor delays which pushed the completion date out of the 2018 CDBG program year. It is anticipated to be completed in September of 2019, the units will be made available only a few months after the original completion date and will be reported in the 2019 CAPER.

OMB Control No: 2506-0117 (exp. 06/30/2018)

Discuss how these outcomes will impact future annual action plans.

Decent and affordable housing is the City's highest priority. Projects that acquire, preserve and create affordable housing will continue to be funded in subsequent Action Plans within the current 5 year Consolidated Plan.

Include the number of extremely low-income, low-income, and moderate-income persons served by each activity where information on income by family size is required to determine the eligibility of the activity.

Number of Households Served	CDBG Actual	HOME Actual
Extremely Low-income	2	0
Low-income	0	0
Moderate-income	1	0
Total	**3**	**0**

Table 13 – Number of Households Served

Narrative Information

Housing is the essence of Burlington's neighborhoods. Support for affordable housing allows elders to remain in the homes and neighborhoods they know. Homebuyer purchase and rehabilitation programs allow the next generation of residents to own and modernize older homes.

Affordable housing is a balance to economic development. In boom times, affordable housing ensures that there is housing for workers and that rising prices do not displace residents. In a troubled economy, affordable housing development is an economic engine and its subsidies ensure that low-income residents are not made homeless. Finally, the use of affordable housing to redevelop distressed neighborhoods prevents the loss of value of the surrounding properties and encourages long-term investment by other property owners.

All the citizens of Burlington have the right to live and raise their families in homes that are safe and sound, at a cost that allows them to afford the other necessities of life. The free market for housing is often not a fair market for low-income residents, including the elderly and disabled, as well as many workers whose wages have not kept up with housing costs. Without rehabilitation and/or general housing assistance, housing conditions will deteriorate or become expensive to maintain, push people from their homes and leave others with no homes at all.

planBTV, a product of the HUD Sustainable Communities Initiative Planning Grant, emphasizes ways to promote and improve mixed use and quality urban design, affordable and workforce housing and especially housing for the downtown. In addition, the City also participated in the regional HUD Sustainable Communities grant, the ECOS Plan, to integrate housing, land use, economic and workforce

development, transportation and infrastructure investments. Ensuring the availability of a continuum of housing, for all residents of Burlington, continues to be a top priority for the City.

Since the adoption of Burlington's Housing Action Plan in October 2015, the Mayor's Office, City departments, various boards and commissions, and the City Council have been working to implement the 22 strategies contained in the Plan. Several have been completed and adopted over the past year. These have included: planBTV South End and the Neighborhood Project Toolkit. Additionally, significant progress was made on a comprehensive update to the City's Inclusionary Zoning Ordinance.

In early June 2019, the City hosted the BTV Housing Summit with the view to continuing the momentum on the Housing Action Plan. Specifically, the Summit aimed to bring focus and energy to five remaining strategies from the Housing Action Plan. The five areas comprise a multi-pronged approach to increasing housing availability and affordability. These areas are: (i) updating standards for energy efficiency in rental housing (ii) making it easier for people to build Accessory Dwelling Units (iii) implementing new regulations for short-term rentals (iv) reforming requirements for building new parking in new residential developments in downtown and (v) restoring and increasing the level of funding for the City's Housing Trust Fund. With input from stakeholders, this slate of five policy reforms will be delivered to the City Council for action in the fall of 2019.

CR-25 - Homeless and Other Special Needs 91.220(d, e); 91.320(d, e); 91.520(c)

Evaluate the jurisdiction's progress in meeting its specific objectives for reducing and ending homelessness through:

Reaching out to homeless persons (especially unsheltered persons) and assessing their individual needs

Continuum of Care services for the homeless in the Greater Burlington metropolitan area are delivered through a consortium of nonprofit organizations, faith-based organizations, housing developers, government agencies, and the Burlington Housing Authority.

The Chittenden Homeless Alliance created a common agenda and committed to the following vision for ending homelessness:

Homelessness in Chittenden County will be rare and brief and brief*. All people who experience homelessness become stably and safely housed through access to a responsive, comprehensive and coordinated community network.*

The jurisdiction has a number of outreach programs to connect to homeless persons, especially unsheltered persons, and assess their needs. These include services and points of contact from the local food shelf, daytime drop in shelter, and the Salvation Army. These agencies provide meals every day in our community and are the service providers that the homeless population routinely seeks out.

A SAMHSA funded PATH grant funds outreach work in our community for two outreach positions to find and connect with the homeless who are mentally ill and difficult to engage, offering persons who are experiencing homelessness community-based services. A street outreach team, funded by our Police Department and local businesses, provides outreach to individuals, families with children, and youth sleeping on the streets in our downtown area. An Adult Local Interagency Team helps to identify unsheltered persons and provide consultation and expertise to help resolve difficult situations involving chronically homeless persons with multiple physical or emotional issues in securing and utilizing services. The goal of the team is to help keep these clients within the community and out of the correctional system, hospital, or residential services, while helping them get the support and services they need to be safe and successful. These teams identify individuals and families who are homeless and connect them with appropriate programs, services and housing options.

The Chittenden County Coordinated Entry System (CES) models a no-wrong-door approach to the greatest extent possible with respect to accessing the CES. This means that service-providers and community partners are engaged throughout Chittenden County to become designated Access Points to the CES, allowing individuals and families experiencing a housing crisis to be directly engaged and linked to the CES wherever they may present requesting assistance. Standardized Housing Needs Assessments, however, will only be available through trained Assessment Partners and Assessment Hubs.

Coordinated Entry

Access Points connect persons seeking housing assistance with an Assessment Hub to complete the assessment process by completing the Initial Screening Form with the household and submitting this form to the appropriate Assessment Hub.2-1-1 functions as a virtual Access Point for persons who call the hotline requesting housing assistance. 2-1-1 provides full geographic coverage throughout Chittenden County and will connect persons who are experiencing a housing crisis outside of Burlington to the CES. Coordinated Entry is a system to streamline access to housing supports and resources in Chittenden County. The system was developed to assess and match homeless households for eligible services based on vulnerability, sustainability and length of homelessness through a standardized, scored assessment. Each eligible household will be assigned a housing case manager and added to a master list of homeless households which is reviewed on a weekly basis by coordinated entry partners for appropriate housing opportunities. Currently, eligible households include HUD-defined 'literally homeless' and 'imminent risk' households. Additionally, coordinated entry is a tool for better identifying the housing needs facing our community

Outcomes

- The local food shelf served over 2,092 individuals who were homeless.
- COTS Daystation, a daytime shelter, served 608 homeless individuals with services this past year (representing a 15% increase from the previous year), with an average of 57 per day.
- SAMSHA/PATH outreach workers had contact/outreach with 149 different people over the last grant year and 90 people were actively engaged in service.
- Street outreach team interacted over 2,156 times with 346 homeless individuals in the downtown area, homeless encampments, neighborhoods, at the airport, and in motels last year.
- Adult Interagency Team met weekly to provide a forum for collaboration and consult for over 60 individuals and families – attended by service providers from more than 20 community service organizations.
- Community Health Centers of Burlington opened a warming shelter from November through June. This shelter served 197 unduplicated individuals with 38 guests each night.
- The Salvation Army served thousands of dinners to people experiencing homelessness during the past year.

Addressing the emergency shelter and transitional housing needs of homeless persons

There are two emergency shelters serving single adults including veterans: COTS Waystation and Anew Place. COTS operates the Firehouse and Main Street Family Shelters for households with children. The confidential shelter operated by Steps to End Domestic Violence serves homeless women and children fleeing domestic violence. Spectrum Youth and Family Services operates a shelter for homeless youth. Each shelter offers case management and housing search assistance to help participants move quickly out of shelter into transitional or permanent housing, with necessary follow-up support for maintaining housing. It remains a goal of the Jurisdiction and the Continuum to increase the actual

number of permanent housing and permanent supportive housing options, so that participants will have opportunities to quickly transition out of the emergency shelters.

In addition to these programs, the State of Vermont serves the homeless who qualify with an Emergency Services Motel Voucher programyear round, plus cold weather exemptions are available to those in need when temperatures drop below freezing. Harbor Place, a former Econo-Lodge in nearby Shelburne, provides up to 59 rooms of temporary lodging for guests experiencing homelessness. Units include single rooms with refrigerators and microwaves and one- and two-room kitchenette units. Homeless guests include DV victims, those with severe mental illness and those needing medical respite as well as the general homeless population. Onsite service providers include CVOEO, WHBW, Howard, and the VNA for medical respite cases. Case managers are available 40 hours/week. There is a property manager onsite at night as well as during the day and on weekends.

For the seventh year, Burlington opened a low-barrier warming shelter, operated by Community Health Centers of Burlington from November to mid-June. The shelter provided beds for 38 guests per night and served a total of 197 individuals.

Emergency Shelter Outcomes

Emergency Shelter Outcomes with CDBG funding: Steps to End Domestic Violence served 378 adults & children with emergency shelter with an average length of stay of 36 days. 85 persons transitioned to permanent housing either from rental assistance, transitional housing or from the community.

With other funding including local, private, state, and other federal funds: Between 7-1-18 and 6-30-19, ANEW Place served 87 individuals. 69% were working on overcoming addictions, 18% were disabled or dealt with a major medical issue, 66% had correction backgrounds, 22% had experienced domestic violence, and 53% reported challenges with mental health. COTS served 440 unduplicated individuals with emergency shelter including Family Shelter 151 people (including 91 children) at Family Shelter and 289 adults in the Waystation Overnight Shelter. The average length of a single stay in Family shelter was 139 days and 42 days in the Waystation. COTS Smith House Emergency Step up Shelter Program served a total of 22 individuals with 17 exiting within the year & 65% securing permanent housing. Spectrum Youth Services served 36 youth at their emergency shelter with an average length of stay of 69 days for those who exited. The average for those remaining in the residence is 69 days.

At Harbor Place, 557 households were served this program year, for a total of 16,001 bed nights. Through the Housing Opportunity Program, administered by the State of VT, 1024 households for a total of 54,244 bed nights or an average length of stay of 53 nights, were served. The shelters were opened 100% of the time and 69% of the clients met with a case manager within 3 days of entering the shelter. These numbers include one seasonal shelter (168 nights available). 8% of the adults exited to stable permanent or transitional housing and 69% of the youth had safe exits.

Transitional Housing Outcomes

Steps to End Domestic Violence served 11 adults and 12 children in Sophie's Place, transitional housing. Howard Center served 19 clients with their transitional housing program, Safe Havens. COTS served a total of 20 households (24 individuals including 3 children) in the Canal Street Veterans Transitional Housing Program with 14 exiting within the year and 79% securing permanent housing. For Transitional Housing for youth, 22 youth stayed in Pearl Street Housing & 3 exited to permanent housing; 7 youth still reside in transitional housing; 3 of the 22 youth entered Transitional Housing via the Emergency Shelter. Family Supportive Housing (FSH) provided supportive and therapeutic services to 18 families with complex needs from emergency shelter to transitional and permanent housing with leveraged private subsidy assistance.

Helping low-income individuals and families avoid becoming homeless, especially extremely low-income individuals and families and those who are: likely to become homeless after being discharged from publicly funded institutions and systems of care (such as health care facilities, mental health facilities, foster care and other youth facilities, and corrections programs and institutions); and, receiving assistance from public or private agencies that address housing, health, social services, employment, education, or youth needs

Several agencies administer prevention services that include back rent assistance, home heating fuel aid, transportation, tenants' rights advocacy and legal representation.

The Chittenden Community Action Housing Assistance Program operated by the Champlain Valley Office of Economic Opportunity (CVOEO) worked with 369 households from July 1, 2018 through the end of June 2019; 130 of these households were Burlington residents.

In addition, 63 Burlington Rent Right classes were taught to over 271 people.

Chittenden Community Action provided home heating fuel and utility assistance through three programs; Crisis Fuel Assistance, Additional Crisis Expenditures (ACE awards), and the Warmth program. CCA served 1,550 unduplicated Chittenden County households during this past year, 558 of whom were Burlington residents. Some families needed assistance from these emergency home heating and utility programs more than once during the winter season. Community Action provided assistance to these households a total of 2,131 times; 831 of those assists were for the Burlington households.

The statewide 10-Year VT Plan to End Homelessness includes a goal to create an accountability system to ensure all institutions do not routinely discharge people into homelessness or a homeless program through a clear state policy and mandate.

Discharge Planning

Youth exiting foster care in Vermont have two primary supports that protect them from being discharged into homelessness as they exit legal custody at age 18: Youth Development Program funded

with federal Chafee Foster Care Independence Program and state funds & Act 74 Youth in Transition Extended Care Program. These programs are in addition to the programming run directly by the VT AHS-Dept. of Children & Families Services. In this program, a number of youth formerly in foster care are supported with case management and connected to long-term rental assistance with local Housing Authorities, including a VT State Housing Authority Sect. 8 HCV waitlist preference for youth aging out of foster care as part of the HUD Family Unification/Youth-in-Transition Programs. Pathways' Housing First additionally supported 27 individuals to maintain independent housing who were previously being held in the correctional system for lack of an acceptable residence. These individuals all had long histories of involvement in the institutional circuit, cycling between incarceration, homelessness and other institutions without successfully maintaining housing. Persons discharged from a mental health treatment or community bed receive state-funded assistance through the VT Dept. of Mental Health Subsidy & Care Program, VT DMH Housing Contingency Fund and the VT DMH Housing Recovery Fund. In addition, state agencies collaborate with the Burlington Housing Authority and other affordable housing agencies to use Section 8 Housing Choice Voucher and federal project based voucher programs to house people discharged from mental health treatment and community beds. Patients are routinely discharged to Howard Center transitional or step-down programs such as Second Spring, Meadowview, Next Door Program, and 72 North Winooski group home which are not McKinney Vento funded programs. Some persons leaving corrections can go to their previous residence, a transitional housing program for offenders, or to live with family. Northern Lights is an 11-bed supportive home for women returning from prison. The women's rent is subsidized while in the house (if they qualify); and upon successful completion of the program, they are given a Burlington Housing Authority (BHA) Section 8 housing choice voucher to take into the community. Dismas House serves 10 residents. Phoenix House RISE houses men out of prison and in early recovery from substance abuse for 3 to 24 months.

Helping homeless persons (especially chronically homeless individuals and families, families with children, veterans and their families, and unaccompanied youth) make the transition to permanent housing and independent living, including shortening the period of time that individuals and families experience homelessness, facilitating access for homeless individuals and families to affordable housing units, and preventing individuals and families who were recently homeless from becoming homeless again

Burlington is committed to the retention of affordable housing units with expiring tax credits. The CoC and its partners are committed to transitioning homeless persons into permanent housing and independent living and shortening the time individuals experience homelessness. Agencies focus on the Housing First approach.

Over the last year, the Chittenden County Homeless Alliance (CCHA) has implemented a no-wrong door approach, coordinated entry process to move persons experiencing homelessness into permanent housing. A community-wide prioritization and referral process exists for permanent supportive housing (PSH) resources and rapid re-housing. Using a revised standardized assessment tool, persons are assessed for severity of service needs, vulnerability, and length of time homeless. Through the

assessment, homeless households are prioritized and referred to a standing review team that meets to facilitate referrals, make prioritization decisions based on information gathered, and coordinate follow-ups on referrals with housing and service providers as well as prospective program participants. In 2018, the Continuum implemented a By Name List for homeless single adults, families, and youth contained in the Homeless Management Information System. Currently, there are 321 single homeless adults in the system and 36 families. Between 7/1/2018 and 6/30/2019, a total of 595 households have been assessed through our coordinated entry process and 198 total households have been housed permanently. While our number of chronically homeless households has risen overall due to an increased inflow this past year, we have permanently housed 48 chronically homeless households between 7/1/18 and 6/30/19 due to our CoC's focused efforts at prioritizing chronically homeless households for various housing programs through Coordinated Entry (including both CoC and Mainstream programs and resources).

Housing Outcomes

BHA continues to assist the homeless with permanent supportive housing utilizing shelter plus care funding, serving 53 individuals this past year. HowardCenter also served 6 individuals with permanent supportive housing. Pathways Vermont's Housing First program provides permanent supportive housing to individuals with histories of chronic homelessness who are living with a psychiatric disability and other co-occurring conditions. Pathways' unique model of service delivery has been proven effective in engaging individuals who are unable or unwilling to work with more traditional resources. The Housing First program supports individuals to immediately access independent housing and supports clients in maintaining their tenancy with local landlords. Last year, Pathways supported 50 individuals in Burlington who had not maintained housing with other providers. Burlington agencies utilize a range of housing retention programs to assist at risk households in maintaining their housing. These services include any wrap-around support services, a hoarding task force, landlord advocacy, and a Risk Guarantee Fund used to mitigate risks on the most hard to house persons.

Retention/Rapid Re-housing Outcomes

The City provided $7,500 to the Housing Resource Center and, blended with other funds, worked on prevention and rapid rehousing with COTS shelter clients, community partners (i.e. Howard, Safe Harbor, Harbor Place, Beacon Place, etc.) and community members. The HRC also coordinates housing review team weekly meetings. The HRC prevented 339 households from becoming homeless; 68% of approved applicants received prevention assistance while 32% received rapid rehousing assistance. The Emergency Solutions Grant Program (ESG) is a source of funding within the work of the Housing Opportunity Program; ESG specifically focuses on stabilizing housing for households that were either homeless at the time of requesting assistance (Rapid Re-Housing), or were in danger of becoming homeless (Prevention). The ESG program in Chittenden County served 1,373 persons in 784 households with homeless prevention and rapid rehousing services, and approximately 40% of persons served were literally homeless.

CR-30 - Public Housing 91.220(h); 91.320(j)

Actions taken to address the needs of public housing

Burlington Housing Authority has successful converted all of its housing properties to the HUD Rental Assistance Demonstration (RAD) program. BHA was the first Housing Authority in New England to convert all Public Housing Properties to RAD.

Actions taken to encourage public housing residents to become more involved in management and participate in homeownership

With RAD conversion, as of the close of calendar year 2015, there were no more public housing apartments in the agency's portfolio. Nevertheless, BHA social services department continued to support the Resident Advisory Board meetings and worked to sponsor a number of health and wellness events both on-site and off-site. Tenant organizational initiatives at LIHTC properties were also supported by BHA staff.

In addition, through the Section 8 Homeownership Program, one new family achieved the dream of homeownership this past year.

Actions taken to provide assistance to troubled PHAs

The Burlington Housing Authority is designated as a High Performer and currently does not require or receive financial assistance for its housing developments from the City of Burlington.

CR-35 - Other Actions 91.220(j)-(k); 91.320(i)-(j)

Actions taken to remove or ameliorate the negative effects of public policies that serve as barriers to affordable housing such as land use controls, tax policies affecting land, zoning ordinances, building codes, fees and charges, growth limitations, and policies affecting the return on residential investment. 91.220 (j); 91.320 (i)

Since the adoption of Burlington's Housing Action Plan in October 2015, the Mayor's Office, City departments, various boards and commissions, and the City Council have been working to implement the 22 strategies contained in the Plan. Several have been completed and adopted over the past year. These have included: planBTV South End and the Neighborhood Project Toolkit. Additionally, significant progress was made on a comprehensive update to the City's Inclusionary Zoning Ordinance.

In early June 2019, the City hosted the BTV Housing Summit with the view to continuing the momentum on the Housing Action Plan. Specifically, the Summit aimed to bring focus and energy to five remaining strategies from the Housing Action Plan. The five areas comprise a multi-pronged approach to increasing housing availability and affordability. These areas are: (i) updating standards for energy efficiency in rental housing (ii) making it easier for people to build Accessory Dwelling Units (iii) implementing new regulations for short-term rentals (iv) reforming requirements for building new parking in new residential developments in downtown and (v) restoring and increasing the level of funding for the City's Housing Trust Fund. With input from stakeholders, this slate of five policy reforms will be delivered to the City Council for action in the fall of 2019.

Following the City's unanimous approval of the creation of a new Neighborhood Activity Center – Cambrian Rise (CR) District, which allows for a mix of neighborhood uses, construction of more than 700 residential units commenced in 2017, in the North End of Burlington. This newly planned inclusive community with residential and commercial uses will include 146 units of affordable and senior housing, which is on track to be fully occupied by winter 2020/2021.

In November 2017, the City adopted planBTV Downtown Code, Burlington's form-based code, critical to implementing the vision for the downtown and waterfront adopted in planBTV Downtown and Waterfront Master Plan. From all reports, planBTV Downtown Code is proving to be helpful in ensuring a level of predictability and certainty to the regulatory process, greatly benefiting developers who are putting their investment at risk.

Student Housing

In an effort to reduce student pressure on rents in near-campus neighborhoods, both the University of Vermont (UVM) and Champlain College have each built new on campus housing for about 600 students over the past two years, representing the completion of one-third of the Mayor's 5-year goal of housing half of off-campus undergraduate students in new, well-managed student housing to better balance quality of life issues in the City's historic neighborhoods. Specifically, as part of an agreement between

the City and Champlain College, that institution opened its doors to a new 314-student bed facility in August 2018, on a former-city-owned surface parking lot in downtown Burlington. The City continues discussions with both UVM and Champlain College regarding options for the remainder of the goal of 1,700 new, well-managed undergraduate student housing beds over the next five years. With the view to housing even more of its undergraduate students and in line with its Campus Master Plan, UVM is expected to shortly make public its UVM Housing Master Plan, a study which has been ongoing for the past several months and which will include recommendations on the market for housing for graduate and undergraduate students, preferred student housing locations and amenities renters desire.

Regulatory Barriers

As part of its permitting reform efforts and with the view to removing regulatory barriers, the City embarked on a comprehensive review of its permitting of construction projects – from education about applying for a permit, through inspections, to issuance of a certificate of occupancy. Following a public vote and adoption of Charter changes by Vermont's Legislature, Zoning has now been merged with Permitting. The new Department is known as the Permitting & Inspections Department. Additionally, as part of the reform of the building code, high residential zoning and building fees which developers have said pose a challenge, are already under review by the new Permitting & Inspections Department.

The City continues to move forward with implementing a number of parking initiatives to create a rational parking system that better supports development, including housing, in its downtown. These initiatives have included, the placement of smart meters, introduction of pay by cell, and ongoing investments to the tune of $7-9 million in three City-owned garages. Furthermore, mindful that unnecessary on-site minimum parking requirements in downtown and along key transportation corridors can increase the cost of a housing unit by 15-30 percent, the City is carefully reviewing its minimum parking requirements for new developments so as to better support the creation of affordable housing, public transit investments and community and economic vitality.

With the aim of reducing regulatory barriers to housing availability and affordability, the City has under review its requirements for building Accessory Dwelling Units (ADUs), with the ultimate goal of making it easier for people to construct this housing type which offers more flexibility for families to age in place, offset housing costs for homeowners and create additional neighborhood-scale housing options throughout the city. Similarly, the City is considering implementing new regulations for short-term rentals that help reduce impacts on long-term housing availability and neighborhoods, while balancing the economic benefit for Burlingtonians who are hosts. As noted earlier, both ADUs and short-term rentals, along with reforms to the requirements for building new parking in new residential developments in downtown and along key transportation corridors are the subject of intense focus by the City, arising from the June 2019 BTV Housing Summit.

Homeless Initiatives

The City's ongoing focus on creating and preserving affordable housing and a strengthened Housing First Strategy have seen a continued decline in the homeless population in Burlington and surrounding cities,

by 42 percent between 2014-2019. In 2017, the Chittenden County Homeless Alliance (CCHA) implemented a coordinated entry system to streamline access to housing supports and resources and better identify housing needs of the homeless population. In 2019 an evaluation of the Cooridnated Entry system was conducted by a third party to identify opportunities for improvement and the creation of feedback loops from people experiencing homelessness. In FY19, the City budgeted $60,000 to extend the service days of our low barrier Warming Shelter.

Actions taken to address obstacles to meeting underserved needs. 91.220(k); 91.320(j)

The City, through its Community Development Specialist for Public Engagement, continues to maintain relationships with community constituents through public outreach strategies and systematic program partnerships. Working with community partners, this has helped to identify unmet needs that under-represented populations have voiced as key concerns and limitations to their quality of life. Populations the Public Engagement Specialist has engaged with are refugees, immigrant and youth as marginalized and underserved populations. Major concerns that have been shared include transportation, high housing costs, limited civic spaces, and access to quality of educational and employment opportunities. CEDO's Public Engagement Specialist continues to reach out to communities that are not present at formal public meetings to understand unmet needs, conduct civic education, and share civic engagement opportunities. Through direct community engagement, this builds authentic relationships that promote diversity, inclusion, and create equitable systems across City Departments and community organizations.

In partnership with Department of Public Works, Fletcher Free Library, and Burlington School District's Parent University Program, CEDO continues to participate in informational workshops for New American parents about local government and services. As an extension of Parent University and the annual City Hall Open House, CEDO and the Janet S Munt Family Room coordinated a City Services and Resource Fair at the ONE Community Center in the NRSA. The Resource Fair was designed to bring City Officials out into the community, so parents could learn about and sign up for local government services, and meet with City officials. Additionally, a bi –weekly civic education meeting, Your Voice Matters, is ongoing at the ONE Community Center where participants can request education or presentations about City projects and initiatives. This year topics included: Burlington Electric Dept. use, parking, the rehabilitation of the Moran Plant, the Winooski Corridor, and Parallel Justice. The Resource Fair and subsequent meetings have helped strengthen the City's relationship, responsiveness, and communication with communities that often are under heard and underrepresented in City processes.

In order to focus on seniors of all backgrounds and address housing and transportation needs, the Mayor has visited several senior centers with appropriate staff to incorporate feedback from residents who would otherwise not be able to attend City meetings. The City, with Parks, Recreation and Waterfont and CEDO, to better serve local seniors, plan to work more directly with a congregate mealsite coordinated meals and senior activities and also hold regular senior collaborative meetings.

Youth and Interns

The City values and is invested in youth engagement and participation. Youth are the next generation of leaders and community members. CEDO's Community Engagement Team leads Burlington's chapter of My Brothers Keeper (MBK), a national initiative. MBK Burlington is committed to focus on the goals of youth graduating school with college and careers attainment. MBK Burlington also seeks to ensure that youth are provided second chances and opportunities to thrive. This year the My Brothers Keeper program expanded to include the My Sisters Keeper (MSK) Affinity group serving 28 Burlington High School students. MBK/MSK Affinity Program is a weekly group for students of color. Students come together and discuss personal and social development, addressing issues of identity, school climate, equity, racism and leadership. The program provides support, incentives, and awareness around academic achievement, civic engagement and internships/jobs.

To improve pathways to jobs and careers, a 2 week Year End Studies (YES) Career Exploration course in May of 2019 was developed at Burlington High School (BHS). This course enrolled 17 students and included 10 employers from public sectors, manufacturing, communication and media, and education fields. This program was a partnership between CEDO's MBK and AmeriCorps Program, and BHS to expose Juniors and Seniors who are English Language Learners (ELL) to entry level careers that are in high demand and offer livable wages. After this course AmeriCorps members continued to work with students with resume development and interview practice to get them into summer employment or internships.

According to labor market information, the number one challenge identified by Vermont businesses is attracting, hiring, and retaining qualified employees in Vermont. In April 2019, CEDO partnered with VDOL to host the 4th MBK Youth Job Fair that included workshops on completing applications, preparing resumes, and interviewing skills. The City Hall Internship program has hosted 153 intern participants since the program's creation 6 years ago. The City Hall Internship Program continues to thrive with more City departments offering internship, professional development, and training for participants. Internships provide youth professional development and career networking opportunities. Summer of 2018 there were 24 interns, 10 interns were high school students that participated in MBK Burlington programs. CEDO will continue to use the internship program as one of the activities supporting the goals of the MBK Initiative, closing education and career opportunity gaps to provide entry level internships as an equity strategy that eliminates barriers for low income and youth of color to gain career access and be successful in internships.

CEDO's AmeriCorps program provides member service to support underserved youth and family programs to improve engagement in education and community. This year more than 1,000 youth were involved in AmeriCorps related programming. 350 youth took part in positive youth development programming, supporting post-secondary navigation, community based internships or work experience, Summer youth programming, community building activities and other activities. 156 youth reported improved positive attitudes to academic engagement.

Actions taken to reduce lead-based paint hazards. 91.220(k); 91.320(j)

The City of Burlington is in its 2nd year of its fifth 3 year $2,900,000 Lead- Based Paint Hazard Control grant from the Department of Housing and Urban Development. These funds are administered through the Community and Economic Development Office's Lead Program to reduce lead-based paint hazards in eligible homes to reduce childhood lead poisoning. $400,000 of the total award is to be used reducing Healthy Home hazards which improves the overall health of the home.

Accomplishments during the reporting period of July 1, 2018 – June 30, 2019 include the following:

- Completed testing for Lead-Based Paint hazards in 61 housing units
- Performed Lead Hazard Control activities in 25 housing units
- Performed Healthy Home interventions in 25 housing units
- Trained 164 individuals on the VT Essential Maintenance Practices Lead Law (EMP)
- Conducted 35 Outreach and Education events that reached over 2,024 individuals
- Utilized in excess of $662,816 for the administration and implementation of Lead Hazard Control work and $64,545 for Healthy Home activities

Actions taken to reduce the number of poverty-level families. 91.220(k); 91.320(j)

Poverty is a regional, national, and sometimes generational issue and many factors contributing to poverty lie outside of local control. Poverty disproportionately affects children and young adults (although the poverty rate among young adults in Burlington is distorted by the college student population) and women raising families as single parents. According to the American Community Survey 2013- 2017, 24% of Burlington residents overall and 37% of families with a female head of household live in poverty. Within Chittenden County, people living in poverty are concentrated within Burlington and the adjoining city of Winooski. Portions of Burlington's Old North End neighborhoods have the highest poverty rates of any census tracts in the state. The City invests a substantial portion of its Entitlement funding (over $300,000 in 2018) into programs serving the NRSA. These programs are designed to both prevent vulnerable City residents from falling into long-term poverty and provide the necessary supports to enable vulnerable City residents to pull themselves out of long-term poverty.

This year the City continued to support the Chittenden County Foodshelf Accessiblity project that will improve access to food security. CDBG funds were invested in the Volunteer Income Tax Assistance program which increased income for low income persons, as well job training, and small business assistance which offer opportunity to increase earned income.

Vermont's population is becoming more diverse and reflective of a global citizenry. The City's AmeriCorps program has successfully recruited AmeriCorps State members from marginalized and underserved populations, supporting the development of leadership skills and reflecting their views and voices and providing training opportunities to members to improve employability and economic opportunity. Members served with non profit partners and city agencies to improve service provision to underserved youth and families and to improve engagement in education and community. The City launched its My Brother's Keeper Initiative in 2015 and continues to coordinate resources to close

opportunity gaps for youth of color and low income youth in the City.

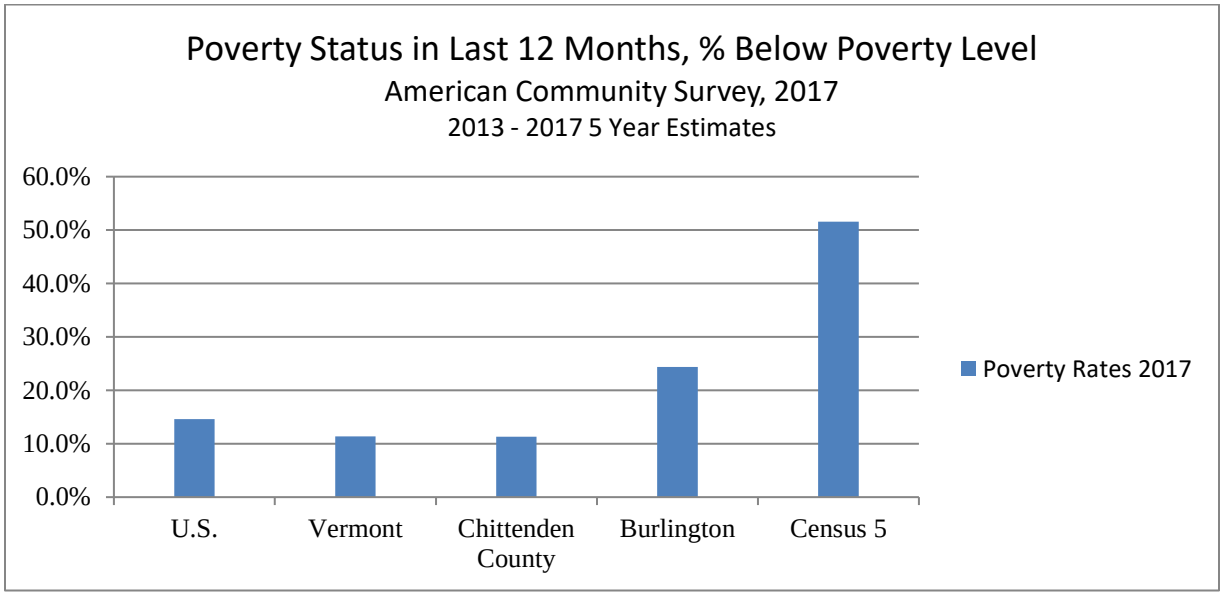

Burlington Poverty Rates

Burlington experiences a higher poverty rate than that of Chittenden County and Vermont as a whole. There are also significant census tracts with a higher percentage of poverty and those are located within the Old North End and our NRSA. The map of our NRSA is contained under geographic areas.

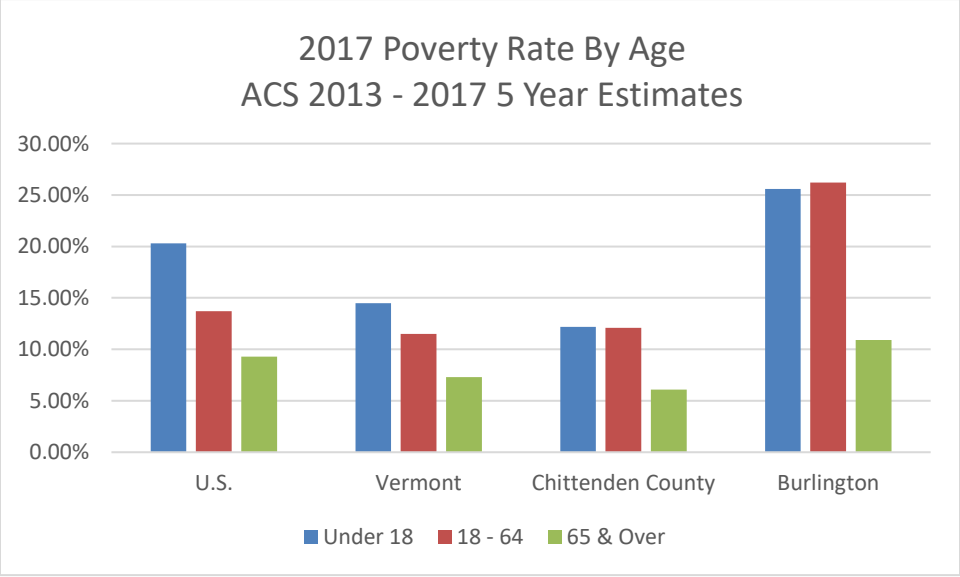

Narrative Poverty Rate by Age

Poverty disproportionately affects children and young adults (although the poverty rate among young adults in Burlington is distorted by the college student population) and women raising families as single parents.

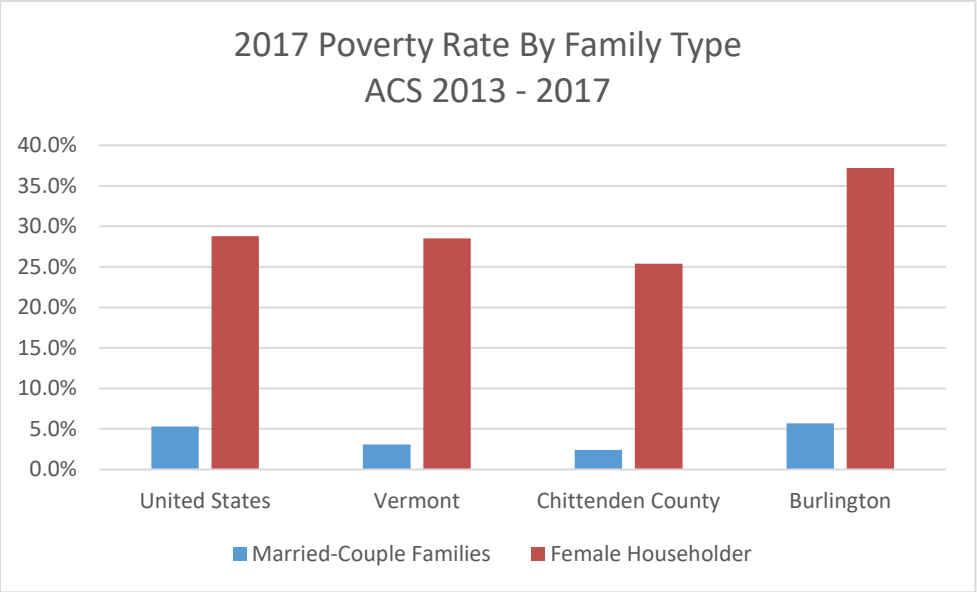

Narrative Poverty Rate by Family Type

In Burlington, families with a female head of household follow the national trend of experiencing the highest rate of poverty compared to other family types.

Community Justice Center Activities

The Burlington Community Justice Center (BCJC) provides a community-based response to crime and conflict utilizing the principles of restorative justice to mend the harm crime and conflict causes to victims, the community, and offenders. Its role is to work with and along-side its partners in the criminal justice system accomplishing the following this past year:

- Contacted almost 2000 individual crime victims and were able to speak with over 335 people, opening over 127 cases to offer assistance and support through Parallel Justice.
- Supported 5 core members in Circles of Support and Accountability and coordinated a county-wide holiday dinner that drew over 30 COSA core members and volunteers.
- Received 79 new referrals to our Restorative Justice panels and had 39 cases open at the start of the fiscal year; out of the 68 cases we closed this past year, 85% were successfully closed. Of those new cases with an identified victim, 79% were successfully contacted.
- Participated in training over 300 Burlington School District staff in Restorative Practices, and Howard School Support Clinicians, providing support to six schools and offering monthly learning community gatherings for Afterschool Directors.

- Volunteers contributed over 1975 hours of time, equating to roughly $29,625 of in-kind donations

Equity and Inclusion

The City has taken a number of coordinated approaches to addressing equity and poverty alleviation, as Vermont's population is becoming more diverse and reflective of a global citizenry. The City hosted the We All Belong Program over a 10 year period, to support Burlington's non-profits, schools and city departments to create more inclusive workplaces and to improve service provision to Burlington's diversifying community. More than 35 nonprofit organizations, schools and City departments participated in the program; and hundreds of staff, volunteers and board members received training and coaching to support organizational and personal change. Alongside equity and inclusion training the City is supporting initiatives to close the opportunity gaps faced by communities of color, low income and refugee and immigrant communities. The City's AmeriCorps program has successfully recruited AmeriCorps State members from marginalized and underserved populations, supporting the development of leadership skills and reflecting their views and voices and providing training opportunities to members to improve employability and economic opportunity. This year 14 members served with 8 nonprofit partners and city agencies and school districts to close opportunity gaps faced by underserved youth, with a focus on youth of color, low income youth and youth on IEPs, providing more than 350 youth with supports for academic and community engagement and increased knowledge of STEM opportunities for employment.

CEDO's AmeriCorps program goals support Burlington's My Brother's Keeper initiative, providing collective responses to pressing community issues, keeping youth on track and safe, promoting healthy lifestyles, accessing employment and educational opportunities, as well as creating system changes with youth to be successful leaders through engagement in education and community. MBK nationally seeks to address opportunity gaps faced by youth, particularly boys and young men of color. The City of Burlington's My Brother's Keeper Initiative is hosted by CEDO and works with youth of color, low income youth, and first generation college youth ' aged up to 24, supporting youth graduating from high school ready for college, job training, or career; and staying on track, safe from violence, and provided second chances. The MBK Initiative works through four programming areas: Pathways programming, Leadership programming, Restorative practices, and Community partnerships and events.

Actions taken to develop institutional structure. 91.220(k); 91.320(j)

Vermont and Burlington are small communities, there is overall good coordination of services locally. There are several coordinated efforts including the Chittenden County Homeless Alliance (CCHA) and the Chittenden County Opiate Alliance where non profits, local and state government, and private partners collaborate to create coordinated systems that improve outcomes. This year the CCHA has undergone an evaluation of it multi-agency Coordinated Entry system and has used administrative backbone support to increase institutional capacity.

There is room to improve and develop our institutional structure to eliminate duplication of services and ensure all populations are being served. For example, in the immigrant population where language and culture are often barriers to service, improved access to services, better outreach, and communication to residents is still needed. In addition, agencies as well as City departments need to build capacity to serve a more diverse population. To this end, the City accomplished the following this past year:

Diversity and Inclusion

The City's Diversity & Equity Core Team which includes the Mayor, City staff and community stakeholders continues to convene to implement action steps off the Diversity & Equity Strategic Plan that was developed in 2014. The Diversity & Equity Strategic Plan addresses three goals; eliminate race-based disparities across all City departments, promote inclusion and engagement of all community members, and eliminate race-based disparities in the greater Burlington community. The action steps cover hiring practices, access to services, and evaluative tools of the effectiveness of these actions. To advance the City's Diversity and Equity Strategic plan CEDO works across City Departments and continues equity strategies to support the whole family. In efforts to increase civic engagement in local government CEDO's Engagement Specialist continues to work with Clerk/Treasurers office to develop outreach and outcome survey tracking tools for Ward Clerks on outcome efforts to increase poll worker diversity in the City. This year the City released it's first Equity Report to help inform discussion, evaluation, and policy decisions that improve the provision of access to City services and programs. As such, the Equity Report concludes with a series of initial recommendations and contains several requests for public feedback to improve continued efforts to examine the City's work through an equity lens.

Support Engagement

The City continues to host and support engagement, education and training for equity and inclusion to work towards the goals of its equity and diversity strategic plan.

- CEDO was charged by the Mayor to support the My Brother's Keeper Initiative, and has worked to develop partnerships with City agencies, nonprofits and most importantly the school district. MBK partnership programming will continue to focus on closing the opportunity gaps.
- CEDO's Community Justice Center (CJC) has long partnered with the Burlington School District to develop restorative practices across the district, focusing at first on BHS. This work has developed from the skill set held by the CJC from its community restorative justice work and as a result of the recognition of the disproportionately high rates of discipline and suspension that our youth of color were experiencing.
- In partnership with the Burlington School District, CEDO's MBK and CJC for the third year continued an affinity group program called MBK Pathways to Lead for students of color, and added a My Sister's Keeper affinity group. This program provided 7 BHS boys of color and 21 BHS girls of color a safe space where the students could discuss issues important to their daily lives but also receive mentoring from professional people of color to discuss improving attitudes

and opinions on academic achievement and pursuing careers upon graduating high school.

- CEDO and its AmeriCorps team are leading outreach and coordination to ensure that resources are focused on underserved youth and access to opportunities, to avoid reinventing or duplicating systems and initiatives already in place. CEDO and the AmeriCorps team are coordinating to offer information and opportunities for jobs and internships, and gather youth feedback on opportunities for new support and services.
- The Dr Martin Luther King Day celebration at ECHO 2019 theme this year was Restorative Practice, attendance was 1,100. Restorative Practice is an approach for building positive relationships and achieving equity at each level—school, law enforcement, and community. Participants explored the indigenous roots of Restorative Practices and examine our progress in Burlington.

Actions taken to enhance coordination between public and private housing and social service agencies. 91.220(k); 91.320(j)

In order to enhance coordination and collaboration between public and private housing and social service agencies, best practices have been implemented for several community initiatives. Coordination begins with a focus on assembling the right people or agencies at the table, clearly defining roles and responsibilities, sharing a common mission and developing good communication.

Here are some examples of successful collaborations this past year:

The City is the Collaborative Applicant for VT 501 Continuum of Care. With the Built for Zero Collaborative, the Chittenden County Homeless Alliance continued to develop a By Name List and robust coordinated entry system for individuals experiencing homelessness.

One of the subcommittee's for both Continua is the Veterans Subcommittee and they adopted best practices to facilitate the end of Veterans homelessness in the state of Vermont. Together, this subcommittee implemented a by name list and on-going provider case conferencing, with a particular focus on Veterans experiencing chronic homelessness. The subcommittee has developed specific procedures around coordinated entry for the two Continua in Vermont. Through the work of the Veterans Committee we were able to reduce the number of homeless Veterans on the 2019 Point in Time (PIT) count to an 8 year low, a 19.5% decrease from 2018.

The collective around opioid addiction and the partners including the Burlington Police Department, United Way of Northwest Vermont, Agency of Human Services, UVM Medical Center, HowardCenter and other nonprofits continues to make progress in sharing data, medically assisted treatment and examining housing issues.

Last year, in recognition that Housing is Health Care, UVM Medical Center, in collaboration with Champlain Housing Trust and Community Health Centers of Burlington's Safe Harbor Clinic, purchased a

former motel and renovated the property into 8 units of permanent supportive housing. Half of the residents will have year-to-year leases in one-bedroom units or efficiencies; the other units will accommodate homeless people who are recovering from, or undergoing treatment at, the University of Vermont Medical Center. This collaboration is ongoing.

Members of the City government (multiple departments) and representatives of the University of Vermont, Champlain College, and University of Vermont Medical Center routinely meet with constituents, nonprofit representatives and land owners to address shared challenges.

A Funder's Collaborative, comprised of representatives from the State, the City of Burlington, United Way of Northwest Vermont and various foundations continues to look at ways to fund on collective impact and improve coordination of funding sources and grant opportunities for nonprofits.

Identify actions taken to overcome the effects of any impediments identified in the jurisdictions analysis of impediments to fair housing choice. 91.520(a)

In 2017 the City of Burlington, in partnership with the Burlington Housing Authority and Winooski Housing Authority, completed an Assessment of Fair Housing for the jurisdiction. That assessment identified eight primary goals to address fair housing issues and their contributing factors. The Fair Housing Issues include: Segregation/Integration, Disparities in Access to Opportunity, Disproportionate Housing Needs, Publicly Supported Housing, Disability and Access Issues, and Fair Housing Enforcement, Outreach Capacity and Resources. There are no Racial and Ethnic Concentrations of Poverty within the Jurisdiction or Region.

There are several groups, in addition to the City, who are committed to reviewing the progress of the Fair Housing goals. Vermont Legal Aid's (VLA's) Housing Discrimination Law Project, a HUD FHIP grantee (VLA/FHIP), and Champlain Valley's Office of Economic Opportunity's Fair Housing Project, have engaged in activities that directly address the identified Fair Housing issues in the time period 7/1/2018 – 6/30/19.

VLA undertakes numerous activities to combat discriminatory housing practices by housing professionals including: receiving Fair Housing Act complaints; conducting fair housing testing; providing legal counseling about fair housing rights to complainants; and reviewing advertisements and responding to the poster, advising them of FH law. VLA's testing and report of findings has affirmatively furthered fair housing by detecting violations and making them known. VLA also monitors and responds to discriminatory advertisements for housing informing the poster that the advertisement is discriminatory and requesting that they change the language of the advertisement. VLA receives over 100 fair housing complaints per year and provides a wide range of legal services from legal advice to representation in discrimination enforcement actions in state and federal courts. They also conduct approximately 80 test parts per year. Additionally, VLA represents people with disabilities annually on a range of fair housing issues from how to request a reasonable modification or reasonable accommodation to actions in before the Human Rights Commission, state and federal courts.

Fair Housing Goals Including Fair Housing Issues they Address and the Contributing Factors:

1) Increase Affordable Housing Options- Neighborhood Stabilization Plan

Create a neighborhood plan to convert residential units used for student housing by private landlords to individual/family households.

Fair Housing Issues Addressed: Protected classes lack neighborhood options due to market

Contributing Factors: Impediments to mobility, lack of affordable units

Actions taken this year:

- Over the past year, the development of the Neighborhood Project Toolkit was completed, as a part of The Neighborhood Project (TNP) report. This final TNP report was presented to the City Council in April 2019. The report highlights three broad strategies and associated actions to support neighborhood stabilization. These are: (i) enhance quality of life initiatives (ii) contain and slow down the conversion of single family homes to rentals and (iii) convert selected primarily student rental properties to non-student housing. Following acceptance of TNP report by the Council, the document was referred to the Community Development & Neighborhood Revitalization (CDNR) Committee, a sub-committee of the City Council, for prioritization of its action items and creation of an implementation plan. The CDNR Committee is expected to report back to the City Council in September 2019.

2) Increase Affordable Housing Opportunities – New Construction

The City of Burlington continues to prioritize the provision of safe, decent and affordable housing within its Housing Action Plan as well as its Five Year Consolidated Plan. To that end, federal resources such as CDBG and HOME, along with municipal resources of the City of Burlington Housing Trust Fund are allocated to nonprofit developers for the construction of deeply subsidized affordable units. The City also enforces an Inclusionary Zoning Ordinance which produces several IZ units annually. An increase of units provides access to protected classes in new neighborhoods, close to transportation, with supportive services and close to amenities.

Fair Housing Issues Addressed: Disproportionate housing needs, disability and access, segregation

Contributing Factors: Location and type of affordable housing, availability of affordable units in range of sizes, lack of affordable units, lack of affordable, accessible units in range of sizes
lack of affordable, integrated housing for individuals who need supportive services, private discrimination

Actions taken this year:

- The City has devoted significant staff resources in support of Burlington City Place, a large scale private redevelopment of a downtown mall. Once complete, the project is expected to add 275 new units including 55 permanently affordable units through Inclusionary Zoning.

- The City committed $495,000 in HOME and $400,000 in Burlington Housing Trust Funds for the creation of 76 new permanently affordable units for the Laurentide Apartments. This development will partially satisfy the Inclusionary Zoning requirements for a private development.
- A new private 27 unit housing development included 4 new permanently affordable units through Inclusionary Zoning.
- The City's Housing Trust Fund assisted Green Mountain Habitat for Humanity to create 2 zero energy modular homes for low income households. This project is located in Burlington's only mobile home park.
- At the City's request to accommodate larger families which are disproportionately families of color, the nonprofit housing development organizations have included some 3 bedroom units in plans for new rental developments.
- The City works proactively to ensure that our HOME funded projects comply with the requirements of Section 504 and 24 CFR part 8 Subpart C.

3) Increase Affordable Housing Opportunities

Following adoption of Burlington's Housing Action Plan in October 2015, the City has moved forward with implementing a number of initiatives to help reduce the cost of housing for all Burlington residents and more broadly, support affordable housing.

Fair Housing Issues Addressed: Segregation/Integration

Contributing Factors: Location/type of affordable housing, private discrimination

Actions taken this year:

- In June of 2019, The Mayor convened the Housing Summit which is intended to address the housing availability and affordability problem in Burlington though additional funding, improved regulation, and removing regulatory barriers. The issues discussed included Short Term Rentals, Parking Requirements, Increasing the Housing Trust Fund, Energy Efficiency, and Accessory Dwelling units. Follow up to the summit is planned for the fall of 2019.
- The City advanced its evaluation and update to its Inclusionary Zoning ordinance. The Inclusionary Zoning Working Group wrapped up its work which resulted in recommendations to the Joint Ordinance and a Community Development & Neighborhood Revitalization Committees. The Joint Committees made recommendations to the City Council which were approved and currently the Planning Commission is reviewing a revised ordinance. The revisions will include mapping economic inclusion (using American Community Survey data) and using this information to determine where and how Inclusionary Zoning units are located.

4) Maintain/Preserve affordable housing units

The City of Burlington prioritizes maintaining and preserving affordable housing within the City and allocates federal and local resources to partners to keep housing with expiring subsidies, renovate housing, provide energy efficiencies and lead remediation. It makes economic sense to modernize existing affordable housing at a significantly reduced cost than creating a new unit at about $250,000

Fair Housing Issues Addressed: Cost of housing – disproportionate housing needs, disparities in access to opportunities

Contributing Factors: Lack of affordable units, location and type of units, displacement of residents due to economic pressures, inaccessible private infrastructure

Actions taken this year:

- The City committed $250,000 in HOME to preserve 14 single room occupancy units in need of repair. Project is expected to be complete in the Fall of 2019.
- The City's Housing Trust Fund helped preserve a ten bed building which houses low-income former incarcerated persons. Funding was used to repair a crumbing foundation.
- The City devoted considerable staff resources in support of the Champlain Housing Trust's efforts to preserve a 60 unit scattered site project consisting of permanently affordable housing.
- The Burlington Lead Program completed lead hazard control and health and safety repairs in 25 units occupied by low/mod income families.
- CEDO's Housing Initiatives Project provided low interest loans to 3 low income single family home owners for health and safety repairs.

5) Provide housing resources to low income renters and homeowners, and increase homeownership opportunities

While the City invests resources in building new housing units and preserving affordable housing, resources are also used to assist low-income/protected class renters to remain in safe, affordable housing. With specific census tracts low in homeownership opportunities, the City will identify homeownership trends and partnerships/programs that can encourage and expand owner-occupied housing for underrepresented minorities. Additionally, the City will continue to assist seniors/disabled with accessory modifications and age in place housing options. Overall, the City will explore other housing options such as ADU's and homesharing.

Fair Housing Issues Addressed: Segregation/Integration, disparities to access to opportunities, disproportionate housing needs, publicly supported housing, disability and access

Contributing Factors: Lack of assistance for housing accessibility modifications, displacement of residents due to economic pressure, availability type, frequency and type of public transportation, impediments to mobility, private discrimination

Actions taken this year:

- The City devoted considerable staff resources related to the Cambrian Rise development which will create 270 owner-occupied units, including 68 permanently affordable units.
- In June of 2019, The Mayor convened the Housing Summit which is intended to address the housing availability and affordability problem in Burlington though additional funding, improved regulation, and removing regulatory barriers. Three of the issues discussed which may improve homeownership opportunities include Parking Requirements, Increasing the Housing Trust Fund, and Accessory Dwelling Units. Follow up to the summit is planned for the fall of 2019.
- Through Champlain Housing Trust's Shared Equity program and Burlington Housing Authorities Section 8 Homeownership program 7 low/mod income households were provided direct financial assistance to purchase their first home.
- The City provides annual operating support and CDBG funds to HomeShare Vermont in support of elderly and persons with disabilities. Home-sharing is a simple idea where two or more people share a home to their mutual benefit. Home sharing and home-based senior services were provided to 154 residents who needed assistance to remain housed or find alternative housing. Of those served 55 people found a home sharing match, including 26 Senior Hosts who were able to remain housed and 29 home share guests who were placed in affordable housing.

6) Increase employment opportunities for protected classes

By providing access to better jobs, livable wages or business creation/expansion, protected classes have more housing options and access to opportunities.

Fair Housing Issues Addressed: Disparities to access to opportunities, disproportionate housing needs, publicly supported housing, disability and access

Contributing Factors: Lack of affordable units, location and type of units, impediments to mobility, availability, type, frequency, and reliability of public transportation

Actions taken this year:

- 114 low/mod income people who own or are starting a small business received technical assistance and training to support their business development. As a result of that assistance 27 businesses were created and 13 buinesses were expanded.
- CEDO's Sustainable Economic Development program created 2 jobs for low/moderate income persons through business assistance.
- ReSource Youthbuild Program trained 8 Burlington students to gain marketable skills in construction and weatherization and weatherized 2 units of low income housing.
- The City signed 99 contracts that triggered the Livable Wage Ordinance, providing hundreds of employees with Livable Wages for work contracted by the City.

- With grant resources from the Vermont Department of Labor, a new training program – Preparing Targeted Populations for Construction Jobs – that focuses on underserved population groups was developed, so they might take advantage of the hundreds of construction jobs on account of several major development projects underway or in the pipeline in Burlington. Over the past year, 18 people were trained in construction and safety, making for a total of 24 persons trained over an 18-month period. The targeted populations included, low-income and unemployed individuals, young adults, women, at-risk youth, minorities and New Americans, among others. All trainees earned the OSHA 10 safety certification and 10 graduates earned the National Center for Construction Education & Research (NCCER) certification, before this part of the training program was truncated and shortened. Additionally, more than eighty percent of all graduates are currently employed in the construction industry in good-paying jobs.

- In partnership with the Kauffman Foundation, the City secured funding to support the development of Burlington's entrepreneurial ecosystem. $300,000 was awarded through a competitive process over a two-year period ($100,000 in the period under review), with $150,000 allocated to improve opportunities for women entrepreneurs. Over the year under review, 36 women entrepreneurs participated in three-13-week accelerator programs designed to accommodate the unique needs of women business owners, and who face additional challenges and barriers to growth, such as lack of access to capital, resources, and networks, in comparison to their male peers. The three industry specific curricular were: food and beverage; services and general product. As a result of this training, one female entrepreneur determined that the next step for her was to expand her bakery locally, while another participant secured the Women-Owned business certification, as a result of participating in the course.

7) Increase educational opportunities with a focus on protected classes

Programs that increase educational opportunities for youth of color and other protected classes improve access to opportunities, integration, and provide a pathway out of poverty. Classes that prepare tenants to be successful renters and homeowners, create new opportunities for housing, improve housing retention, and educate persons in protected classes about their rights and resources to combat discrimination.

Fair Housing Issues Addressed: Segregation, disparities to access to opportunities, disability and access

Contributing Factors: Location and type of units, impediments to mobility, availability, type, frequency, and reliability of public transportation, community opposition

Actions taken this year:

- The City Internship Program continues to grow and develop, including an equity strategy to help eliminate barriers for low income and youth of color to gain access and be successful in internships. In Summer 2018 the City hosted 24 interns, 10 were MBK intern positions.

- The Jobs for YOUth Fair moved to Burlington High School to maximize youth access to Summer jobs and internships with City Departments and local partners.
- In partnership with Burlington High School and Burlington After School, CEDO expanded programming for pathways and successful school transition, and supported two groups of youth of color in My Brother's Keeper, serving 28 students.
- This year 14 members served with 8 nonprofit partners and city agencies and school districts to close opportunity gaps faced by underserved youth, with a focus on youth of color, low income youth and youth on IEPs, providing more than 350 youth with supports for academic and community engagement and increased knowledge of STEM opportunities for employment.
- To improve pathways to jobs and careers, a 2 week Year End Studies (YES) Career Exploration course in May of 2019 was developed at Burlington High School (BHS). This course enrolled 17 students and included 10 employers from public sectors, manufacturing, communication and media, and education fields. This program was a partnership between CEDO's MBK and AmeriCorps Program, and BHS to expose Juniors and Seniors who are English Language Learners (ELL) to entry level careers that are in high demand and offer livable wages. After this course AmeriCorps members continued to work with students with resume development and interview practice to get them into summer employment or internships.
- CHT offers Ready Set Rent, a program designed to remove credit and other barriers to renting an apartment. The program serves rental applicants who have been denied a CHT apartment because of poor credit or no credit history. Once an applicant completes their education and develops an action plan to address their credit, CHT applies $100 towards one month's rent. Many vulnerable tenants who were previously denied an apartment are now developing solid rental histories through this program.
- RentRight offered over 60 classes in Burlington. The Program combines the expertise of three programs in one educational setting. Vermont Tenants, Financial Futures and Housing Assistance programs have teamed up to create and implement it. Participants attend 10 hours of course work and individual sessions as well as commit to follow-up work with the program. The curriculum covers credit repair and building, spending management skills, setting financial goals, communicating with and understanding the landlord's perspective; legal responsibilities and avoiding eviction. Those who successfully complete the course earn a Preferred Renter card, giving them a significant edge in a tight housing market.

8) Support Fair Housing Education and Equitable Outreach

Burlington has two agencies within the City doing fair housing outreach and education. Both agencies are dependent on grant funding to sustain their important work. Demographics of the City show how diverse our community has become in the past 30 years. However, not all of our new community members feel welcome during standard engagement efforts like neighborhood planning assemblies, City Council meetings and committee meetings or public hearings. Learning to engage diverse populations in non-traditional techniques, while creating safe and inclusive spaces for equitable engagement is critical for the City to reach underserved and underrepresented communities. The very populations who may

be facing displacement pressures, segregation, and disproportionate housing needs are those who need to be reached and heard.

Fair Housing Issues: Discrimination or violations of civil rights law or regulations, segregation

Contributing Factors: Lack of resources for fair housing agencies, private discrimination, need for expanded policies for inclusion, community opposition

Actions taken this year:

- The Burlington Fair Housing Committee was active in its engagement of Fair Housing issues in Burlington. In addition to the City's Code Enforcement Department and the Community & Economic Development Office, this group includes Vermont Legal Aid's (VLA's) Housing Discrimination Law Project, a HUD FHIP grantee (VLA/FHIP) and Champlain Valley's Office of Economic Opportunity's Fair Housing Project (FHP).
- VLA organized a training for property owners in Burlington City Hall regarding compliance with Fair Housing requirements.
- FHP organized a Fair Housing art education event in the Old North End (in the NRSA).
- The Burlington Lead Program offers a monthly training on lead based paint hazards for Section 8 tenants at the Burlington Housing Authority.
- The Burlington Lead Program encourages program participants to follow Fair Housing Laws and provides educational materials regarding protected classes to landlords who are seeking loan forgiveness.
- VLA provides fair housing education through outreach/education events, media interviews, maintaining a website, writing newsletter articles and sharing information on Facebook.
- CEDO and the Code Enforcement Office continue to hand out Fair Housing booklets to landlords during inspections of registered rental properties, with around one-third of all city rental properties routinely inspected annually.
- With ongoing City funding, the Champlain Housing Trust's Homeownership Center is providing interpreters for its eight-hour homeownership classes.

CR-40 - Monitoring 91.220 and 91.230

Describe the standards and procedures used to monitor activities carried out in furtherance of the plan and used to ensure long-term compliance with requirements of the programs involved, including minority business outreach and the comprehensive planning requirements

All CDBG subrecipient activities are monitored through program reports submitted by subgrantees with each request for funds. In addition, staff make onsite monitoring visits to subrecipients each year based on factors such as: whether the subrecipient is a new organization or a new CDBG grantee, how long it has been since the last onsite monitoring visit, whether there were problems revealed during the last monitoring visit, whether the program reports indicate a need for onsite monitoring, whether there have been significant changes in subrecipient staff, and the size of the grant. Eleven subrecipients were monitored through quarterly desk reviews, as well as CEDO's internal CDBG funded projects, and three subrecipients received onsite monitoring visits.

HOME subgrantee activities are monitored through annual project reports submitted by subgrantees and through onsite visits. The purpose of the project reports is to ensure that (a) for rental housing, all HOME-assisted housing units meet federal regulations for rent and income levels as well as compliance with applicable inspection standards and other federal requirements; and (b) for homebuyer projects, all HOME-assisted housing units are owner occupied and in compliance with other federal requirements. This year, program staff performed a desk review (including receipt of inspection reports) for all nonprofit recipients of HOME funds. Program staff did onsite monitoring of all nonprofit recipients of HOME funds and made onsite inspections of selected units owned by the Champlain Housing Trust, Burlington Housing Authority, Committee On Temporary Shelter, and Cathedral Square Corporation.

CEDO has developed a web-based registry of self-certified Disadvantaged Business Enterprises (DBE) and does outreach to local businesses to make them aware that the registry can help them access contracting opportunities. This registry, together with the state's online DBE registry, is available to City departments and to subrecipients for their procurement processes. Periodically CEDO publishes a public notice soliciting Minority Business Enterprises (MBE), DBE, and Section 3 contractors for inclusion on the online registry. Further, CEDO's Housing Division works closely with the Economic Development team to reach out to known MBE, DBE, and Section 3 contractors to include on the list. Finally, HOME recipients are required in the written agreements to, using the CEDO and State of Vermont registries, make the HOME-assisted project bidding opportunity available to MBE, DBE, and Section 3 contractors.

Citizen Participation Plan 91.105(d); 91.115(d)

Describe the efforts to provide citizens with reasonable notice and an opportunity to

comment on performance reports.

The Community & Economic Development Office is the lead agency responsible for overseeing the development of the CAPER and for administering the CDBG and HOME programs. The Citizen Participation Plan was followed for the development of this Report. A public hearing was held on September 23, 2019, no comments were received. The hearing was published in a local paper and reasonable notice was provided to residents to comment on the performance report. In addition, public input was sought with the Chittenden County Homeless Alliance via their list serve. Public comment was also sought via CEDO's website, Instagram account, and Facebook page.

At the September 23rd City Council meeting three Councilors offered comments on the CAPER. One Councilor would like the information to be broken down into smaller pieces so it is easier to read and incorporate into their work, she would also like to know more about not only the accomplishments in the past year, but where there are gaps in service. Another Council asked what resources CEDO would need to rehabilitate 10 single family homes per year, and noted that focusing on the North Avenue Coop for the limited housing rehabilitation resources is a good idea. A third Councilor noted that he wants to make sure the funds go directly to Burlington citizens and aren't channeled through organizations that serve people in the whole County.

CR-45 - CDBG 91.520(c)

Specify the nature of, and reasons for, any changes in the jurisdiction's program objectives and indications of how the jurisdiction would change its programs as a result of its experiences.

There are no changes in the jurisdiction's program objectives.

Does this Jurisdiction have any open Brownfields Economic Development Initiative (BEDI) grants?

Yes

[BEDI grantees] Describe accomplishments and program outcomes during the last year.

- The new private marina on the site has started construction and will be complete in FY 20.
- The City is going to undertake the redevelopment of the Moran building on the site. The Moran FRAME concept was approved by City Council in February of 2019.
- The City has completed construction of one public facility – Waterworks Park which was built with universal design.

OMB Control No: 2506-0117 (exp. 06/30/2018)

CR-50 - HOME 91.520(d)

Include the results of on-site inspections of affordable rental housing assisted under the program to determine compliance with housing codes and other applicable regulations

Please list those projects that should have been inspected on-site this program year based upon the schedule in §92.504(d). Indicate which of these were inspected and a summary of issues that were detected during the inspection. For those that were not inspected, please indicate the reason and how you will remedy the situation.

All HOME-funded developments that received on-site inspections and met the applicable standard during the last complete program year:

Avenue Apartments—1201 North Ave. - units #104, #106, #109, #202

Bobbin Mill – 234 S Champlain - units # 210, #212, #218

Bright Street Cooperative — 37 Bright Street units #101, #108, #201, #210, 41 Bright Street, 33 Bright Street

Callahan – 33 North Street units #5 - #6, 134 North Street units #5, #9, 163 Intervale Avenue, 165 Intervale Avenue,

Cathedral Square Senior Living—16 Cherry St. – units #6C, #7B, #8B

City Neighborhoods—52 North Champlain Street St. C, 59 North Champlain Street St. #6, 73 Sherman Street, and 221 Pine Street #4

ECHO — 21 North Champlain unit #2, 92 North Avenue #1-#3, #5 -#7

Heineberg Senior Housing—72 Heineberg Rd. - units #109, #115, #205

McAuley Square (Scholars) —110 Mansfield Ave. - units #2 - #7

Ruggles House – 262 South Prospect Street - units #1, #6, #9

Riverside Apartments – 222 Riverside Avenue – units #1 – #10, #12

Salmon Run—220 Riverside - units F11, C12

Waterfront Housing—300 Lake St. - units #101, #106, #202, #206, #208, #210, #304, #305, #401, #404, #406

Wharf Lane Apartments—57-61 Maple St. - units #220, #319

No developments missed a scheduled on-site inspection.

The following are issues encountered during the initial inspection of some of the above units:

- Pipes in mechanical room with small leak
- Sprinkler cap for hallway sprinkler missing
- Fan in over-stove range not working
- Tenant bedroom door off of hinges and not functional

Property owners were immediately notified of any health and safety concerns and repairs were made promptly.

Provide an assessment of the jurisdiction's affirmative marketing actions for HOME units. 92.351(b)

The effectiveness of the City's affirmative marketing actions for HOME units is considered a success based on the characteristics of households living in HOME-funded units. Overall, HOME-funded units provide housing to a higher percentage of households in protected classes than the general housing stock of Burlington. The Community & Economic Development Office actively encourages affirmative marketing of HOME-funded units. Recipients of HOME funds must try to provide information to and otherwise attract eligible persons from all racial, ethnic, and gender groups in the housing market area. Future actions will change based on the data gathered each year.

Refer to IDIS reports to describe the amount and use of program income for projects, including the number of projects and owner and tenant characteristics

For the period 7/1/18 to 6/30/19, CEDO received $28,649.43 in HOME program income and expended $13,687.09 in HOME program income. The following are the characteristics of the beneficiaries of the project funded with the above program income:

Project Name: Laurentide Apartments

Address: 43 New North Avenue, Burlington

Type: New Construction of Rental Housing

IDIS #: 1482

Program Income expended: $12,284.49

HOME units: 3

Beneficiary #1: HH size TBD, under 60% AMI (vacant—project not yet complete)

Beneficiary #2: HH size TBD, under 60% AMI (vacant—project not yet complete)

Beneficiary #3: HH size TBD, under 60% AMI (vacant—project not yet complete)

Project Name: 95 North Avenue Housing

Address: 95 North Avenue, Burlington

Type: New Construction of Rental Housing

IDIS #: 1440

Program Income expended: $1,402.60

HOME units: 5

Beneficiary #1: HH size of 1, under 30% AMI

Beneficiary #2: HH size of 1, under 30% AMI

Beneficiary #3: HH size of 1, under 30% AMI

Beneficiary #4: HH size of 1, under 30% AMI

Beneficiary #5: HH size of 1, under 50% AMI

Describe other actions taken to foster and maintain affordable housing. 91.220(k) (STATES ONLY: Including the coordination of LIHTC with the development of affordable housing). 91.320(j)

The City continued to take action with both funding and advocacy to preserve the affordability of existing rental housing. While low-income housing is being lost to conversion and demolition all across the nation, Burlington has policies and funding priorities that have managed to both preserve existing rental housing and create new rental housing affordable to low and moderate income households. During this program year, the City of Burlington continued to work to preserve the North Avenue

Cooperative (f/k/a Farrington Mobile Home Park) and is dedicating future resources to improving park infrastructure. In addition, the City has worked to create preserve the affordability of Champlain Housing Trust's single room occupancy project at 204 Pearl Street. Further, the City has committed HOME and local Housing Trust Fund resources to assist with the construction of 76 new units of permanently affordable housing at the Laurentide Apartments. Finally, the City has an approved Assessment of Fair Housing.

Community Indicators

The City tracks a number of community indicators to measure overall progress towards its housing and community development goals and to see if changes in program strategies, objectives or activities are warranted.

Decent Housing

The City's goal is that all Burlington residents have a range of housing options that offer them safe, decent, appropriate, secure and affordable housing. Indicators tracked in this area include:

Rental Vacancy Rate and Rental Affordability

A rental vacancy rate between 3% and 5% is generally considered by most experts to be "balanced." When it falls below that level, a lack of supply will lead to escalating rents, leave people unable to find housing, and limit economic growth. The local rental vacancy rate, measured twice a year by the Allen, Brooks & Minor Report©, is running at 1.7% in Chittenden County as of December 2018, a .9% decrease from 2017 and below the 'balanced' range.

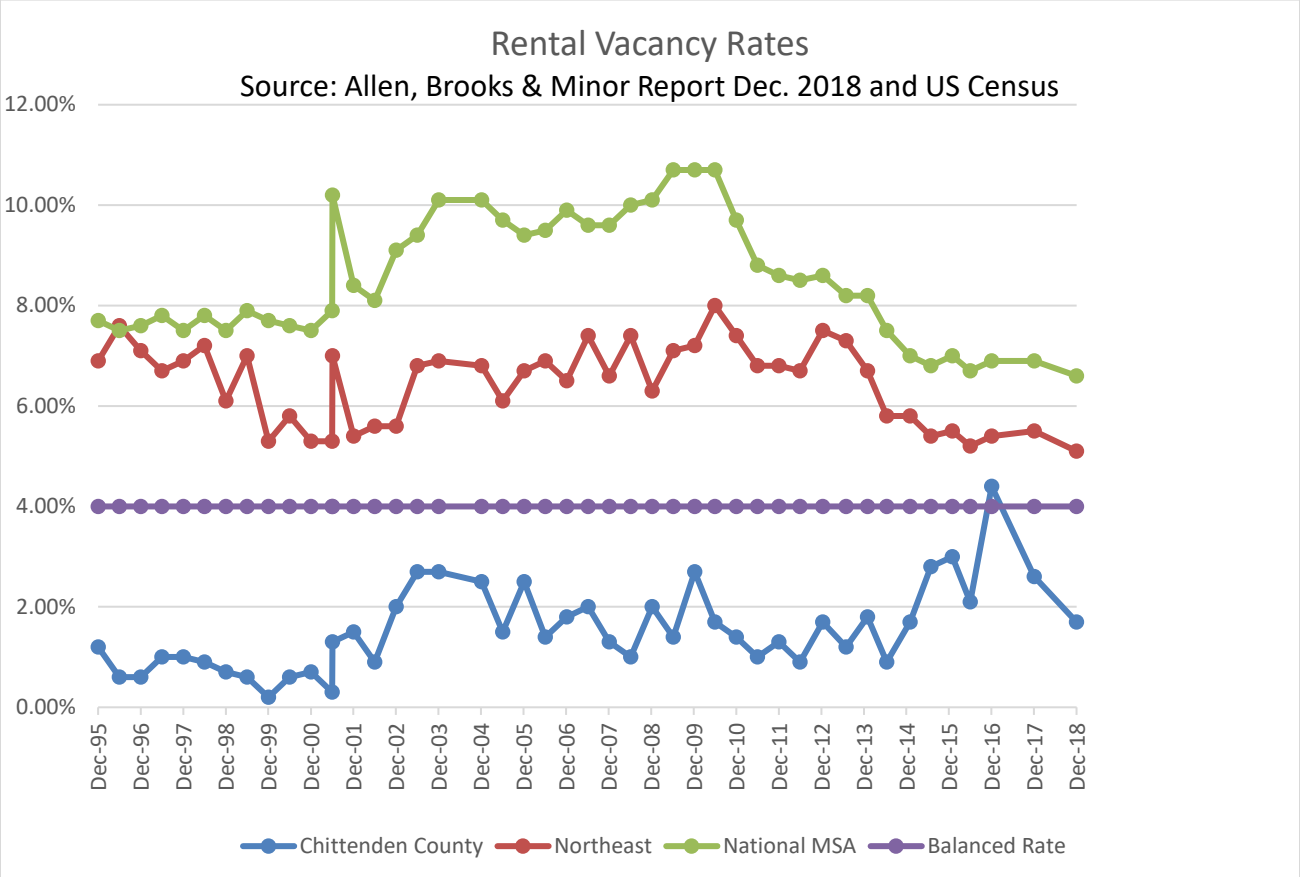

Rental affordability, measured by a "housing wage" that allows a tenant to pay no more than 30% of income for housing and utilities, continues to be out of reach for lower-income residents, particularly for residents that require two to three bedroom apartments. Both indicators show a continuing need for retention of existing affordable units and the production of new affordable rental units.

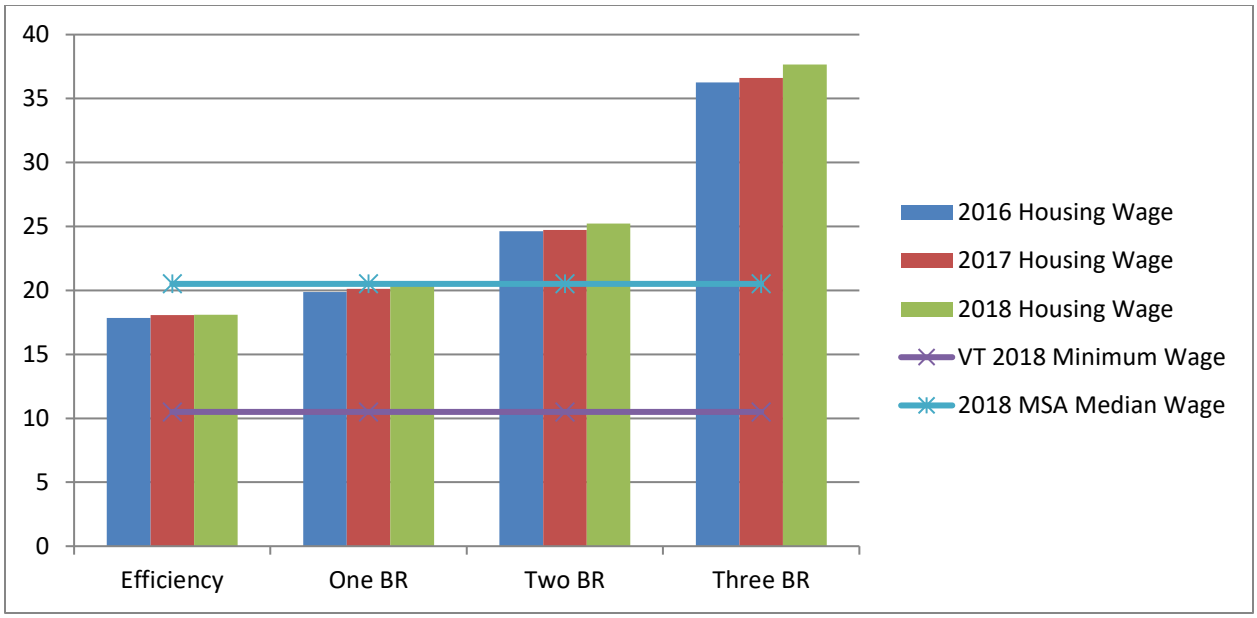

**Please note that the cost of utilities is not included in the Housing Wage calculated above.*

Rent is rising at a higher rate than household income. According to the Allen, Brooks & Minor Report released December 2017, median household income has increased at an average of 2% since 2009 while rent grew at an annual average rate of 2.8%. From 2017 to 2018, the average rate of inflation has remained constant, at 2.1%

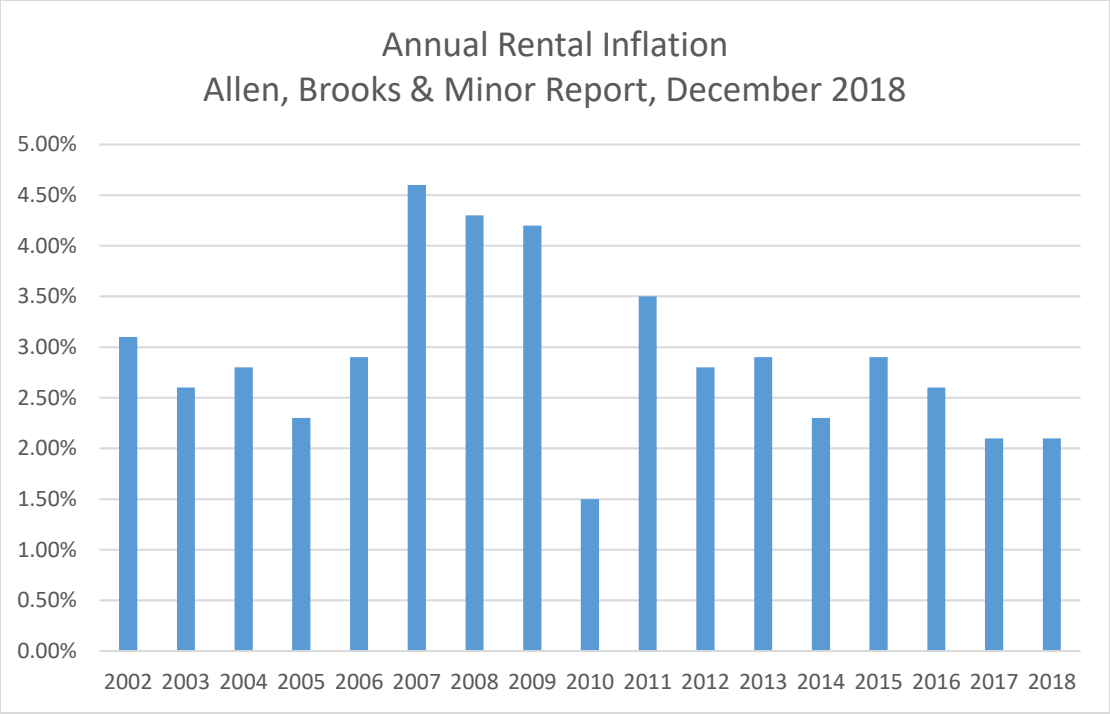

Median Home Sales Price, Number of Home Sales and Number of Foreclosure Filings

Home sales prices in Burlington increased sharply from 2002 to 2005, dipping in 2006. Since 2008 we have seen a more gradual increase in median price until 2017 where the Burlington median price jumps to just under the historically higher Chittenden County median price. To afford a home purchase at the 2018 median price of $303,000, a Burlington buyer would have needed an annual income of $86,401. That is well above the median family income in the Burlington as estimated by the 2016 American Community Survey ($47,140).

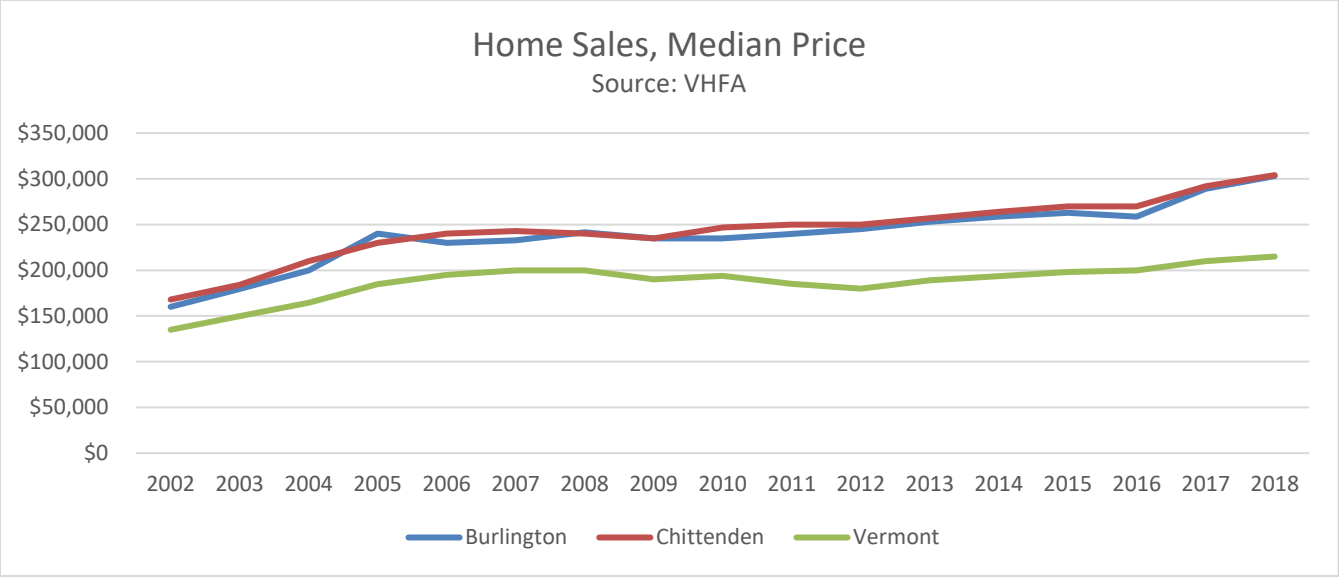

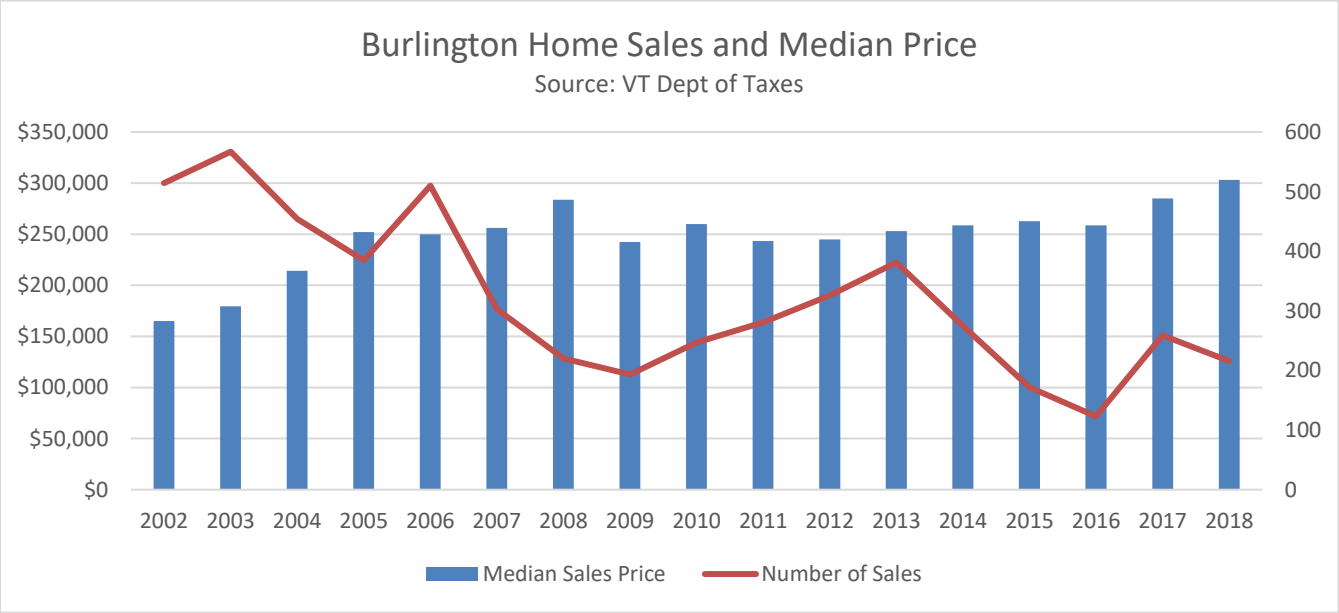

The number of homes sold showed a dramatic decline from 2006 to 2009, with that trend appearing to reverse in 2010 with slow but increasing sales until 2013. Home sales steadily decreased from 2013 to 2016, and while 2017 showed an increase, sales have once again begun to decrease since then. Burlington has escaped the kind of foreclosure crisis experienced by other cities, but foreclosure filings did begin rising in 2007 – with escalating numbers continuing in 2008 and 2009 – before beginning to abate in the first part of 2010. This decreasing trend has continued through 2017, which saw the lowest foreclosure figures in 14 years.

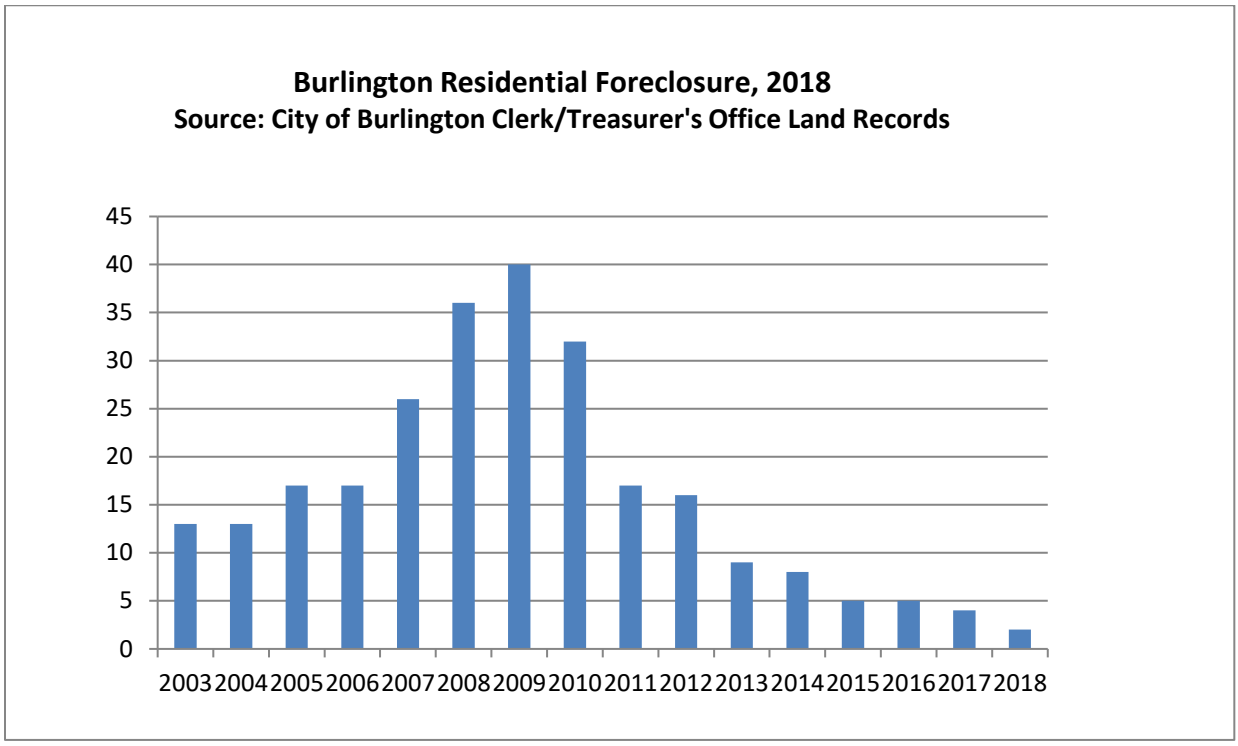

These indicators show a continuing need for support of affordable homeownership. The City will continue to monitor foreclosure levels; however, the data demonstrates foreclosure filings are at the lowest in the past 14 years. The current foreclosure prevention programs of the two federal housing counseling agencies located in Burlington – Opportunities Credit Union and the Home Ownership Center of the Champlain Housing Trust – appear to be sufficient to meet the level of need.

Number of Homeless

Each January, local homeless and housing providers count the number of people in Chittenden County (primarily in Burlington) who are without permanent housing on a given night – including those in shelters and state-paid motels, those in transitional housing and those living in places unfit for human habitation.

The total homeless population is represented by the graph **Number of Homeless, Continuum of Care Point-In-Time Survey.** The homeless population in Chittenden County experienced an overall 46% decrease from 2010 to 2017, increasing slightly in 2014, leveling out again in 2015 and decreasing

significantly in 2016 and 2017. The highest number of homeless was counted in 2010 and the lowest number in 2017. From 2015 to 2016 the total number of people experiencing homelessness decreased, including a small number of homeless people in families and a significant number of homeless single adults. From 2016 to 2018 the most significant decrease is seen in the number of families experiencing homelessness- from over 120 families to closer to 100.

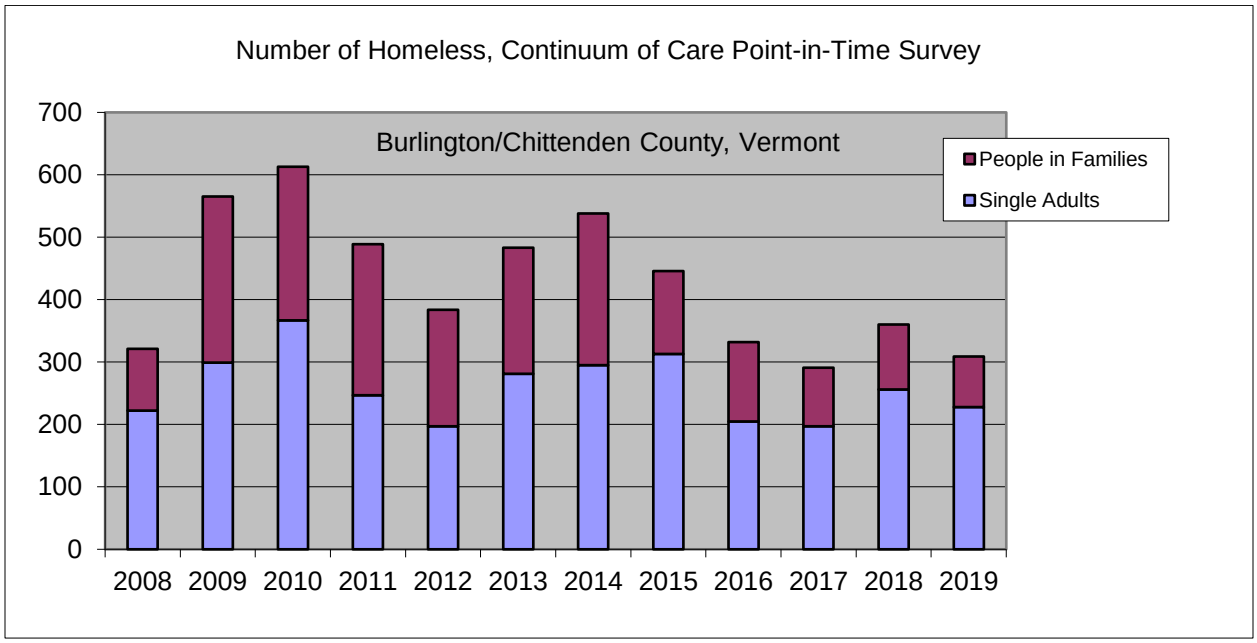

Please note the downward trend of those accessing emergency shelter with the lowest point in 2012 and then the sharp increase of 56% in 2013 due to the Emergency Assistance Motel Voucher Program. Cold weather exemptions and relaxed standards led to increased usage. It is not clear as to whether this represents an actual increase in literal homelessness in Burlington. 2019 marked the lowest number of people accessing the program in 10 years.

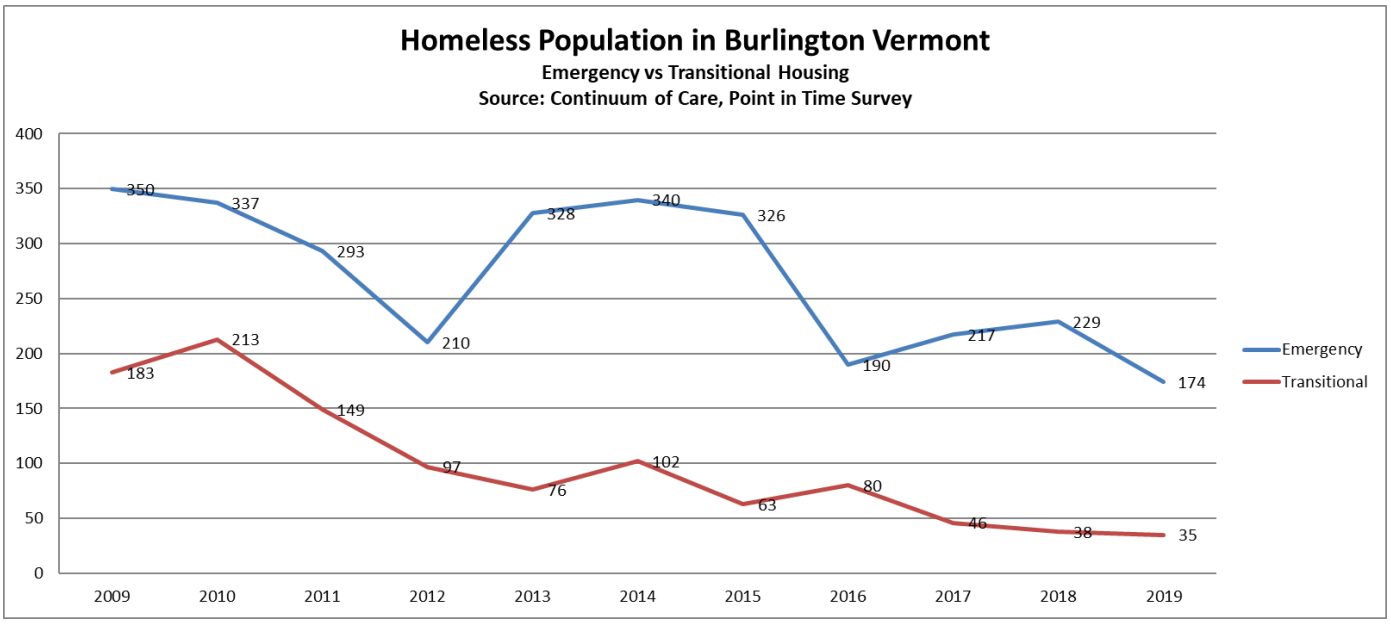
Homeless Population in Burlington Vermont
Emergency vs Transitional Housing
Source: Continuum of Care, Point in Time Survey
400
350
300
250
200
150
100
50
0
2009
2010
2011
2012
2013
2014
2015
2016
2017
2018
2019
350
337
293
210
328
340
326
190
217
229
174
183
213
149
97
76
102
63
80
46
38
35
Emergency
Transitional

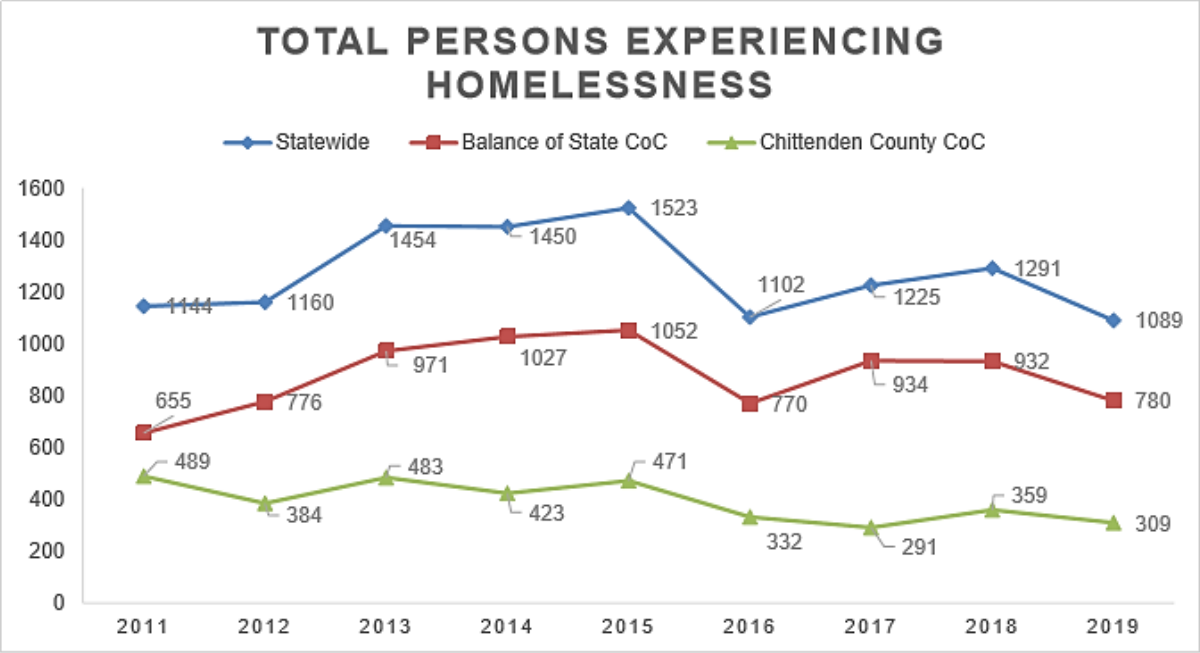
TOTAL PERSONS EXPERIENCING HOMELESSNESS
Statewide
Balance of State CoC
Chittenden County CoC
1600
1400
1200
1000
800
600
400
200
0
2011
2012
2013
2014
2015
2016
2017
2018
2019
1144
1160
1454
1450
1523
1102
1225
1291
1089
655
776
971
1027
1052
770
934
932
780
489
384
483
423
471
332
291
359
309

Economic Opportunity

The City's goal is that a prosperous Burlington economy provides all Burlington residents with access to livable wage jobs, to the education and training that qualify them for those jobs, to business ownership opportunities, and to the supports necessary to access those opportunities. The indicators which we track in this area include:

Job Growth and Unemployment

Burlington's unemployment rate continues to track state and national rates, declining each year since 2009 but at a lower level.

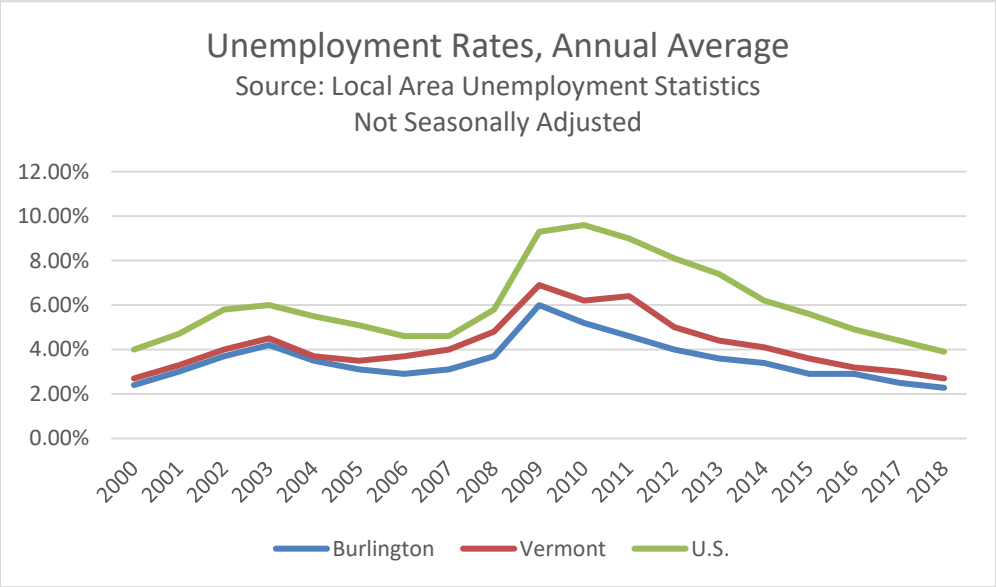

Job growth in the City and in the Labor Market Area (LMA), which is based on commuting patterns, declined sharply between 2008 and 2009. Employment, however, did appear to be following national trends with a slight decrease in jobs in the LMA, including those in the private sector.

OMB Control No: 2506-0117 (exp. 06/30/2018)

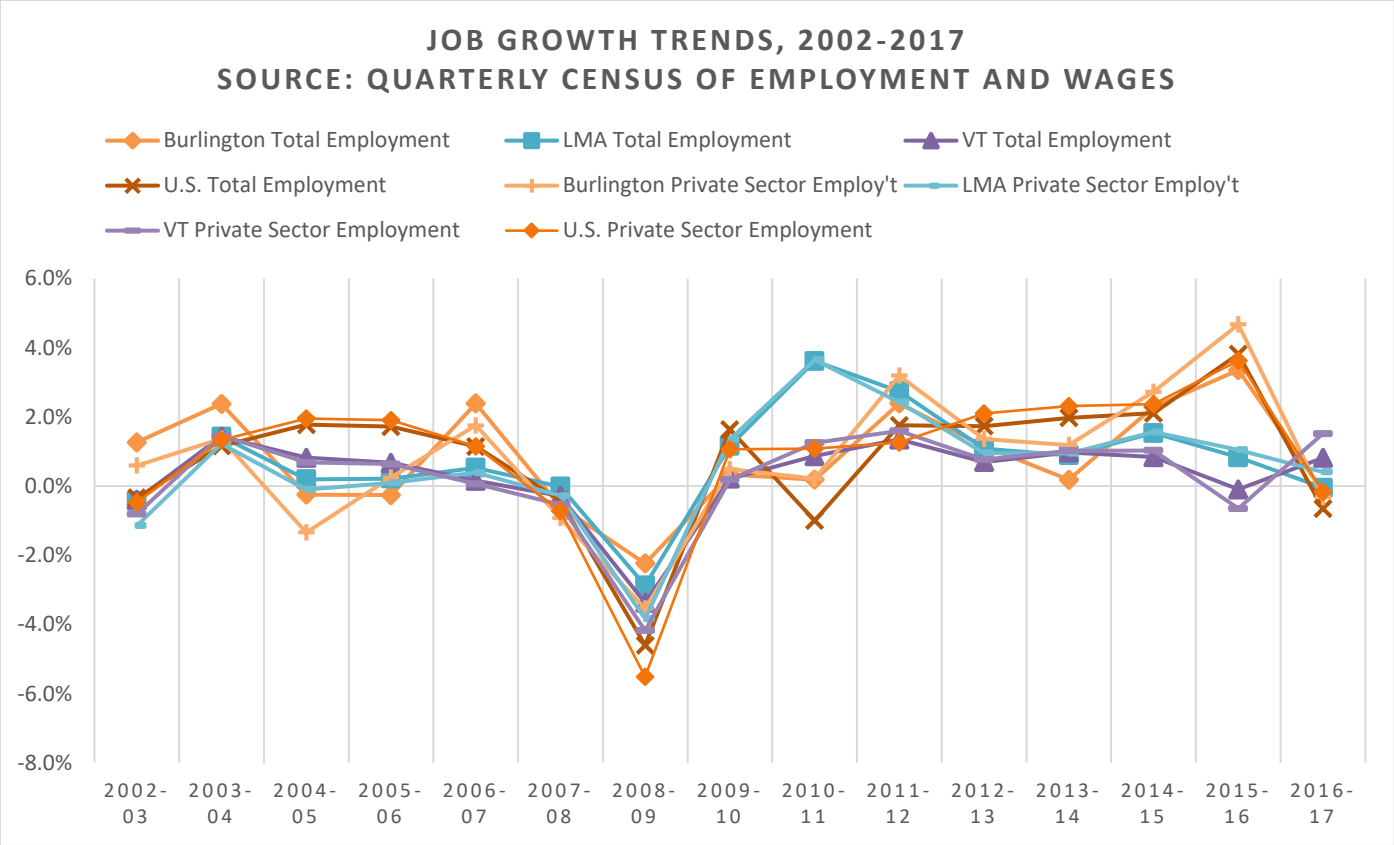

Commercial Vacancy Rates

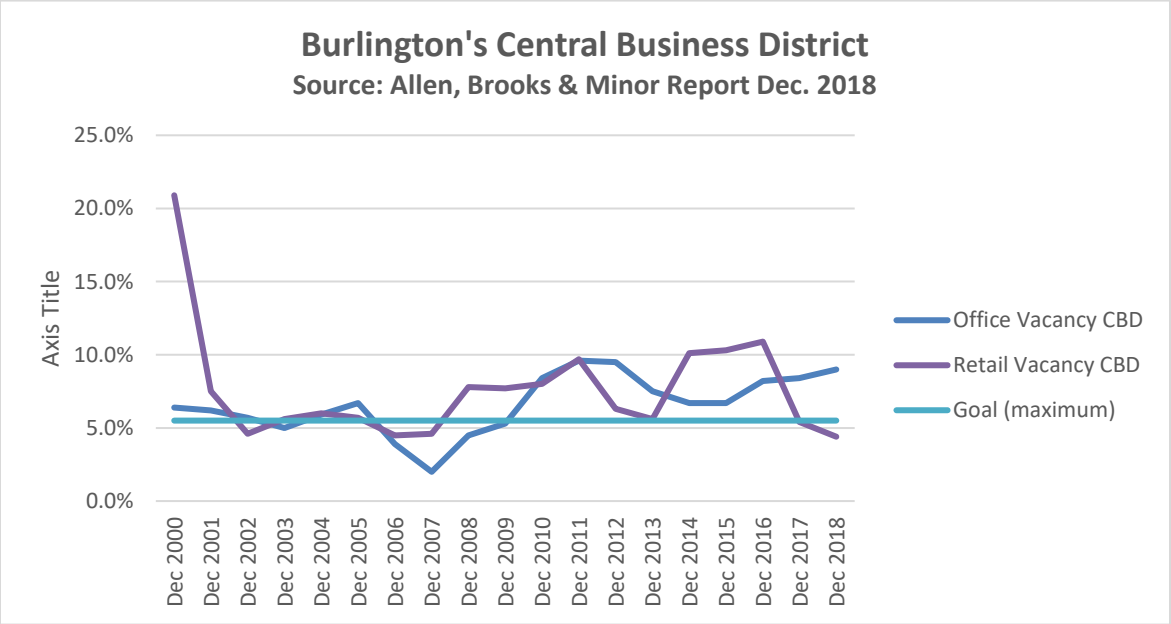

The downtown retail vacancy rate jumped upwards in June 2008, leveled out for several years, and peaked in December 2016 at 10.9%, higher than the historic average of 8.3%. Much of this increased vacancy is attributed to broad, long-term redevelopment plans at the Burlington Town Center shopping mall, now known as Burlington City Place (BCP). The redevelopment of BCP has temporarily removed 134,000 SF of space from the retail space inventory. In 2018, retail vacancy fell below 5% for the first time since 2007, while office vacancies have continued to increase.

Sales and Entertainment Revenues

Vermont saw a significant rise in sales and gross use receipts between January 2010 and 2011; from 48,027,596 to 64,779,961 in a one year period. From 2012 to 2014 we see a more modest annual increase of 3% - 10% a year, more recently 2016 and 2017 both saw an annual increase of over 10%. Burlington meals, rooms and alcohol receipts have remained largely stable since 2011, increasing by 10.81% in 2012, dipping slightly in 2013 and 2014, increasing in January 2016. In January of 2017 Burlington meals rooms and alcohol receipts saw a modest increase of 2.46%.

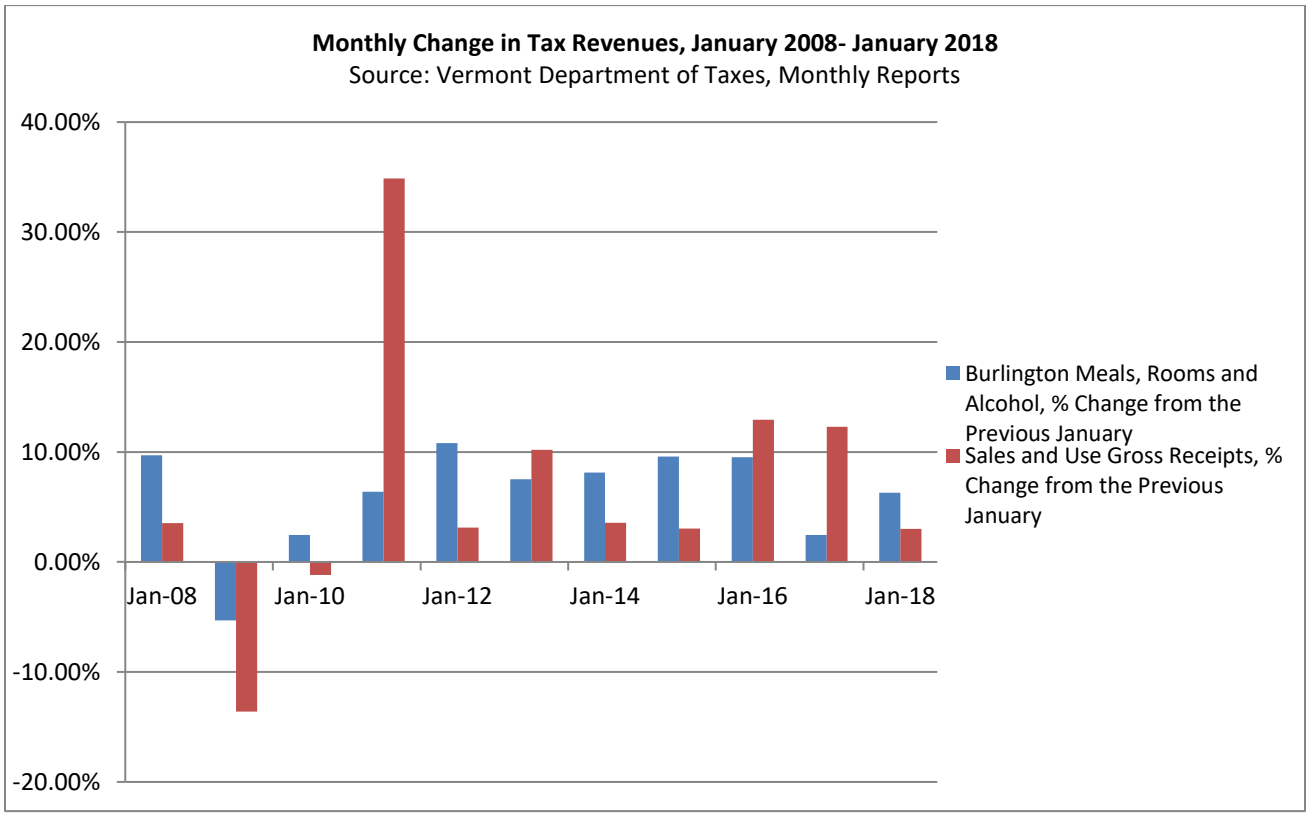

OMB Control No: 2506-0117 (exp. 06/30/2018)

Educational Success

As of September 2019 the Grade 11 New England Common Assessment Program and Smarter Balanced Assessment results have not been published. The following is the most up to date data regarding educational success and will be updated as data becomes available.

During the 2015-2016 school year, the dropout rate at Burlington Senior High School was 4.6%, the highest rate in ten years, increasing from 3.9% in 2014-2015.

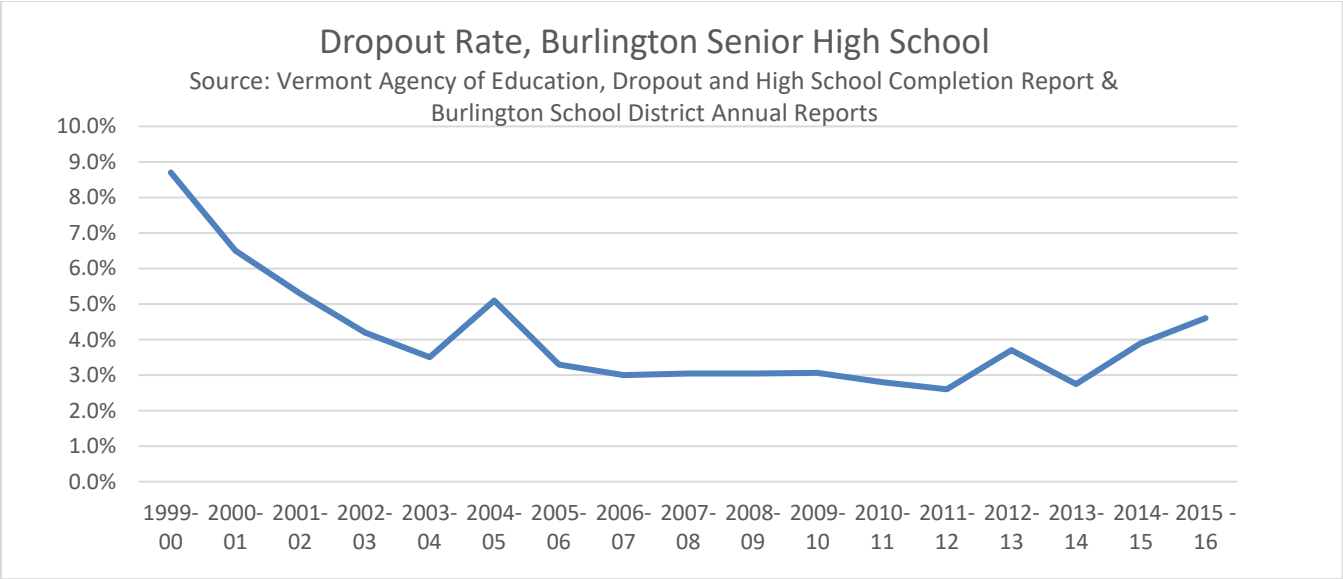

From 2011 – 2016 the rate of students scoring below proficient in Science the New England Common Assessment Program (NECAP) hovered around 70%. In the 2016 - 2017 school year there was an

OMB Control No: 2506-0117 (exp. 06/30/2018)

increase to 78% of students that scored proficient or below.

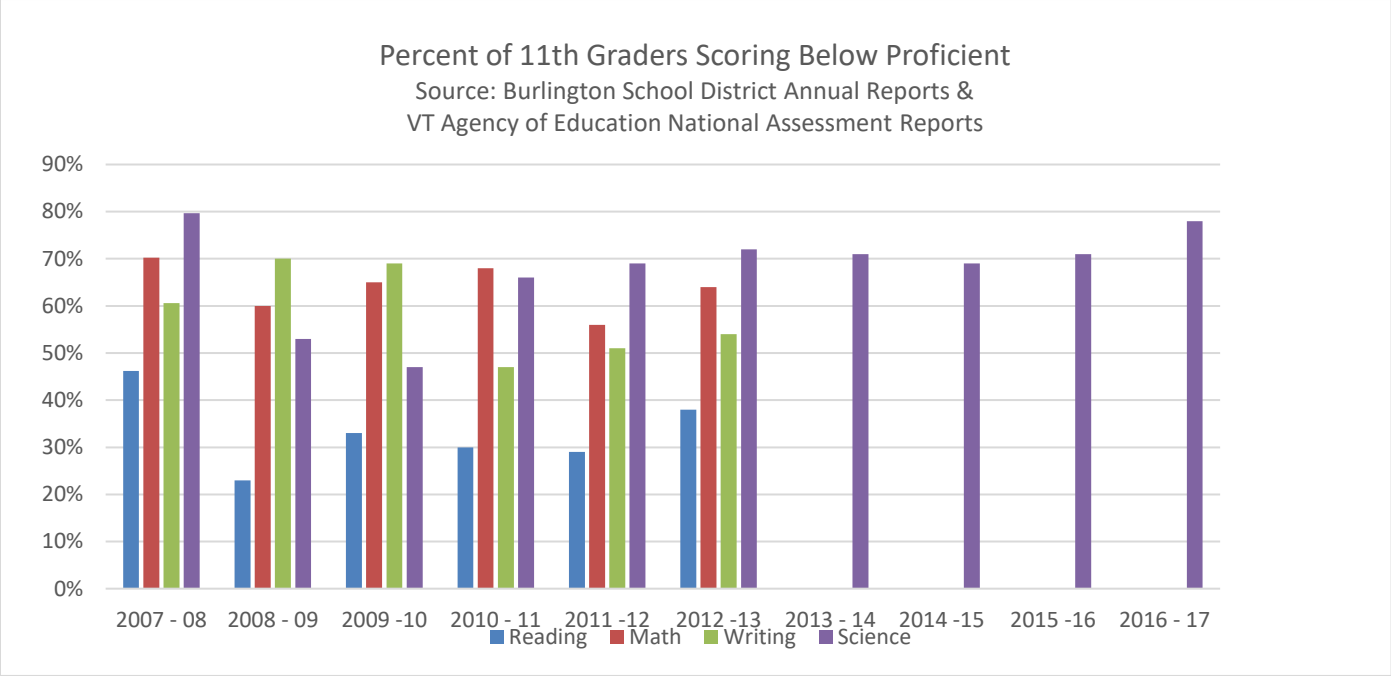

In 2010, the Vermont State Board of Education adopted the Smarter Balanced Assessment Consortium (SBAC) or Common Core assessment. Starting in the 2013-2014 school year the NECAP assessments for Reading, Writing, and Math were replaced with the Smarter Balanced Assessment Consortium (SBAC) or Common Core assessments for English Language Arts and Math. Please note when interpreting the SBAC results that test results are almost always lower when a new test is introduced and that scores on the SBAC are generally lower than on the NECAP. Since the SBAC was introduced in 2014 the number of students scoring below proficient has increased in both subjects every school year.

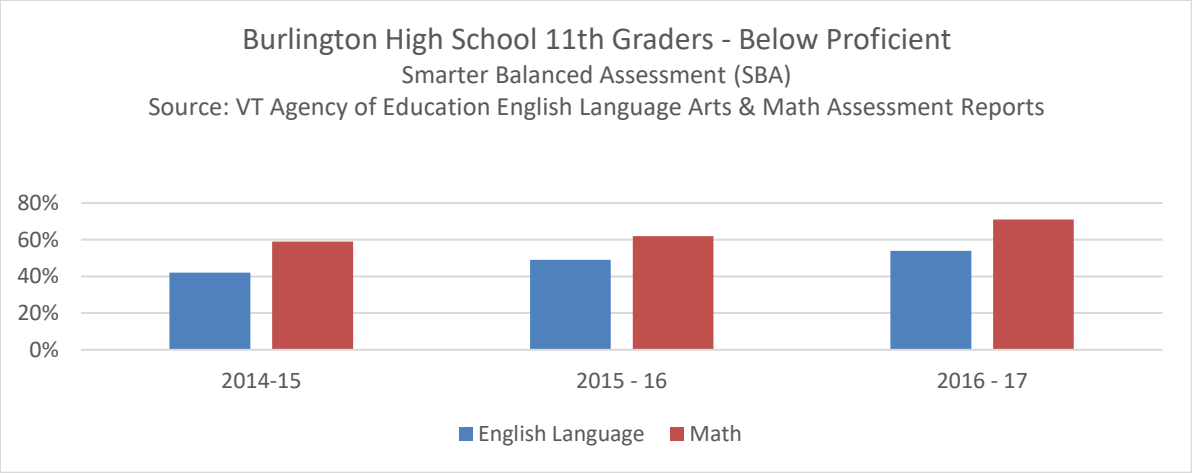

Family income continues to impact student proficiency, 25% of Grade 11 Burlington High School students who receive Free and Reduced Lunch (FRL) scored proficient or above on the SBAC English Language Arts test as compared to 58% of students who do not receive free or reduced lunch in the 2016-17 school year. The disparity in scores has decreased each year for the past 3 years, as FRL students are testing at higher rates of proficiency. These numbers may be indicative of not only poverty levels, but also diversity, English language proficiency, and range of familiarity with the American school system within the City.

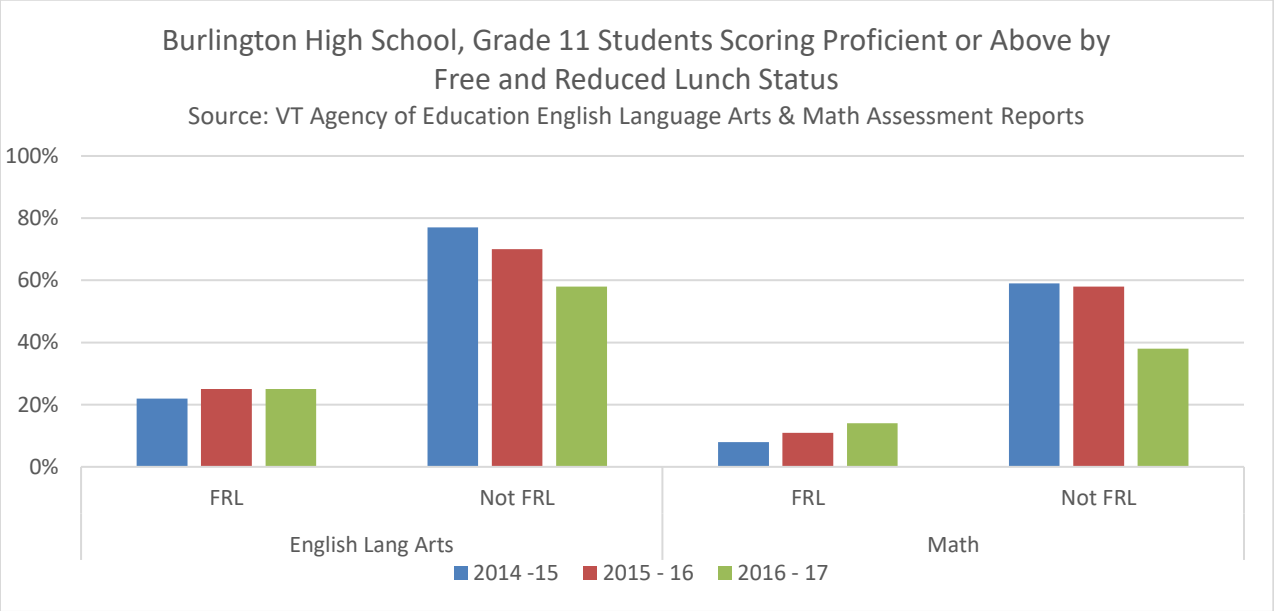

OMB Control No: 2506-0117 (exp. 06/30/2018)

Refugee Arrivals

Refugees coming to Vermont are principally resettled in Burlington and neighboring Winooski. Projections for new arrivals show a continued need for English as a Second Language and other community integration services. Refugee arrivals have seen a sharp decrease since 2016, and 2018 was the lowest reported number of arrivals in more than ten years.

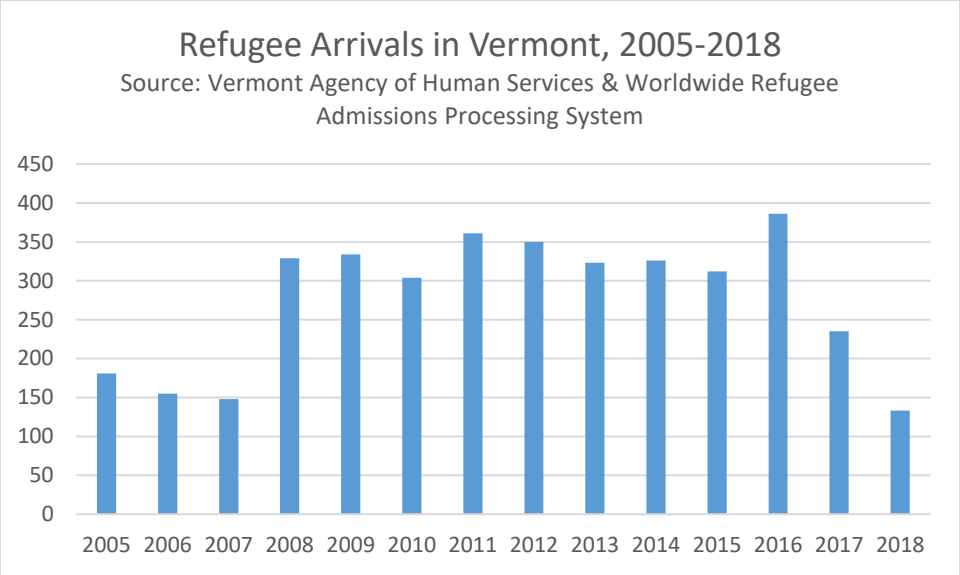

Equity

Burlington has seen major demographic changes in the last three decades. In 1980, Burlington was a city where 98.5% of its residents were White and only a half of one percent of residents didn't speak English proficiently. In 2017, over 17% of residents identified as non-white, and 16% of Burlington High School students received English Language Learning Services. The exponential diversification of the City and evidence of racial disparities in educational attainment, employment, and poverty demonstrate a need for more equitable access to opportunity.

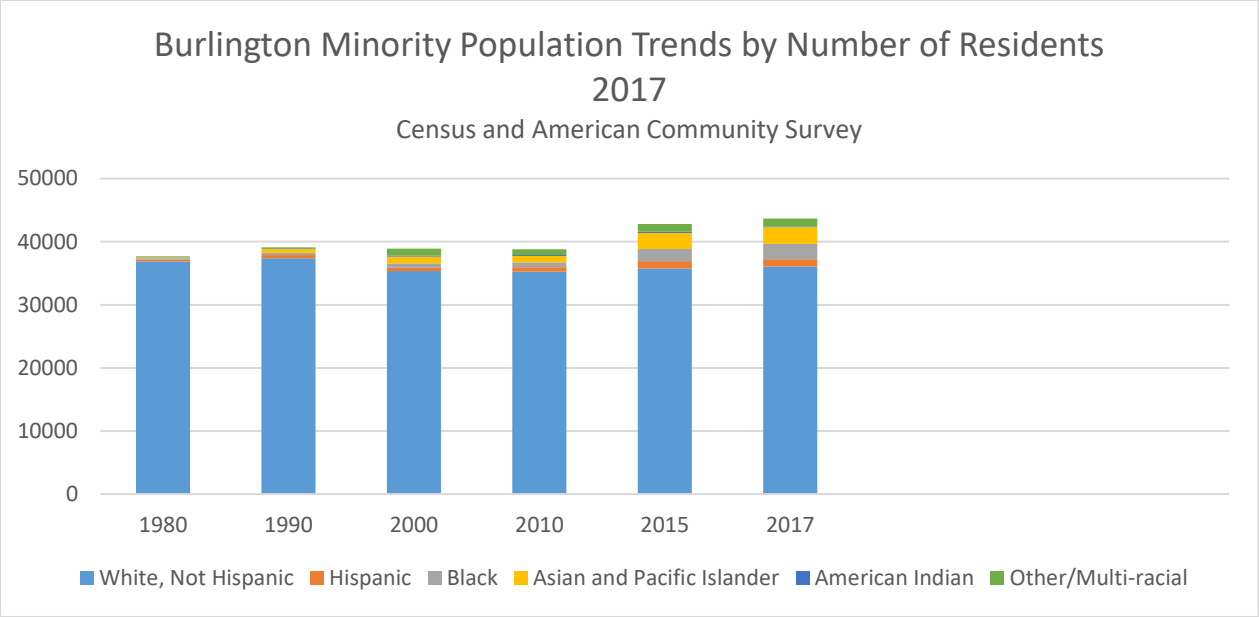

**Please note that the last column is based on ACS 5 Year Estimates and represents only 6 years of change.*

The most recent data on poverty demonstrates that some minority residents consistently lag behind white residents financially on the local and state level. Minorities in Burlington generally have higher rates of poverty than the state average among each respective race and ethnic group, and disparities in rates of poverty between white non-Hispanic residents and other races are higher in Burlington than at the state level.

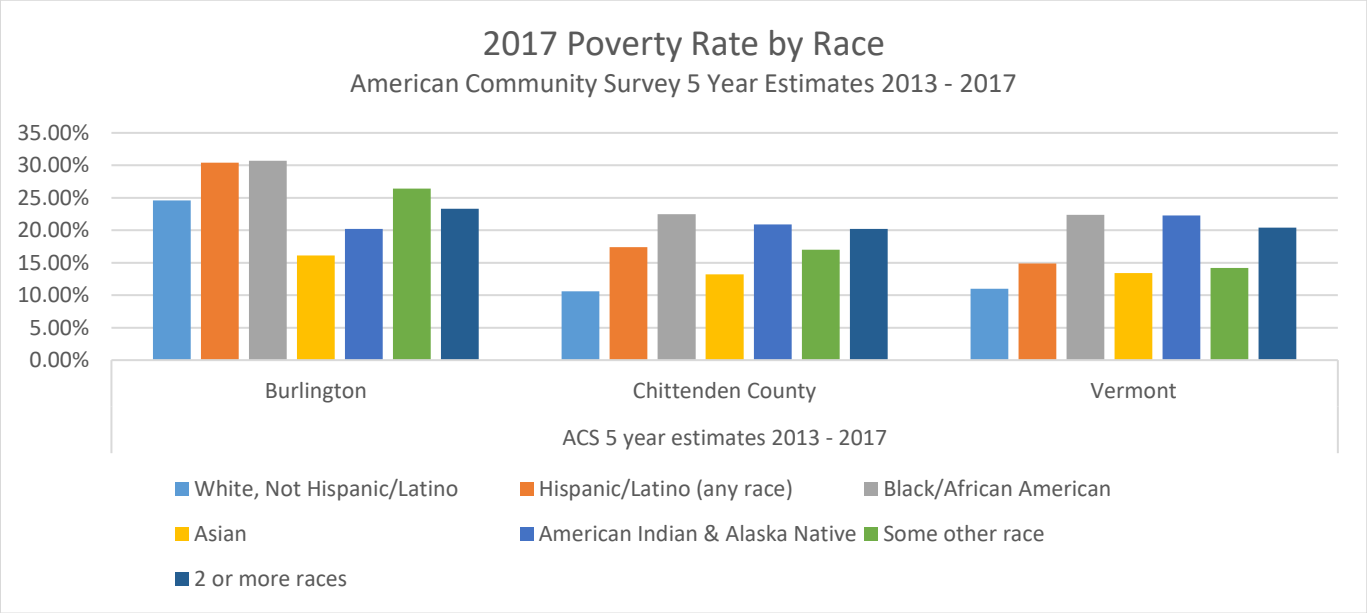

OMB Control No: 2506-0117 (exp. 06/30/2018)

Examining unemployment by race, Black/African Americans and persons who identify as being 2 or more races have a higher incidence of unemployment in Burlington than all other races, showing racial disparity in the employment sector.

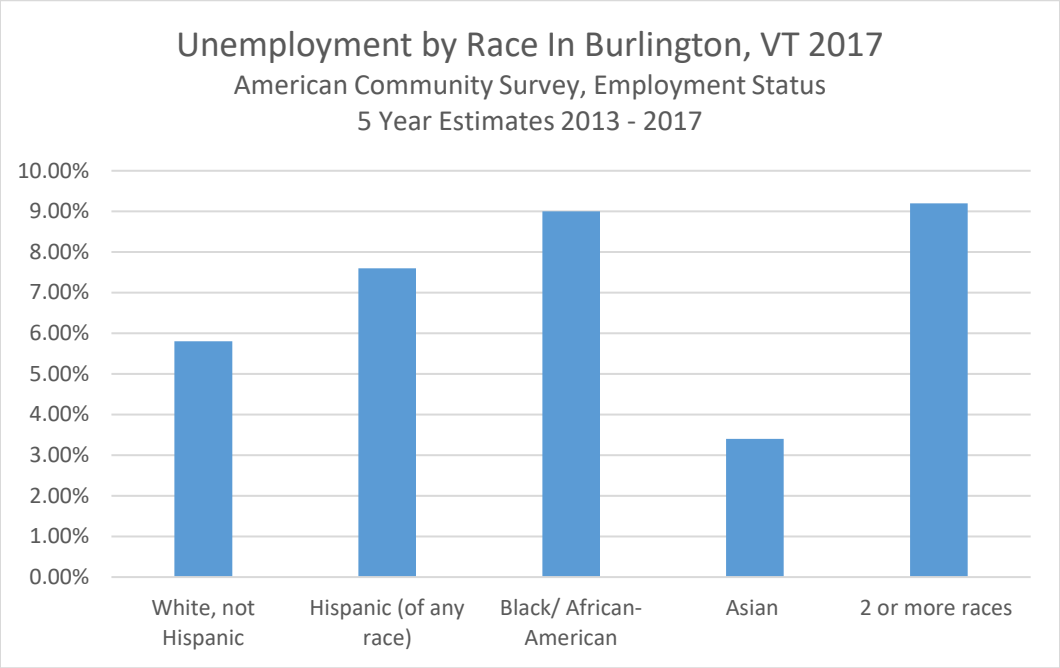

2017 unemployment was at 0% for people who identified as "some other race" or Native Hawaiian/Pacific Islander.

At Burlington Senior High School students who identify as Black or African American are scoring proficient or above at a lower rate than students who identify as White.

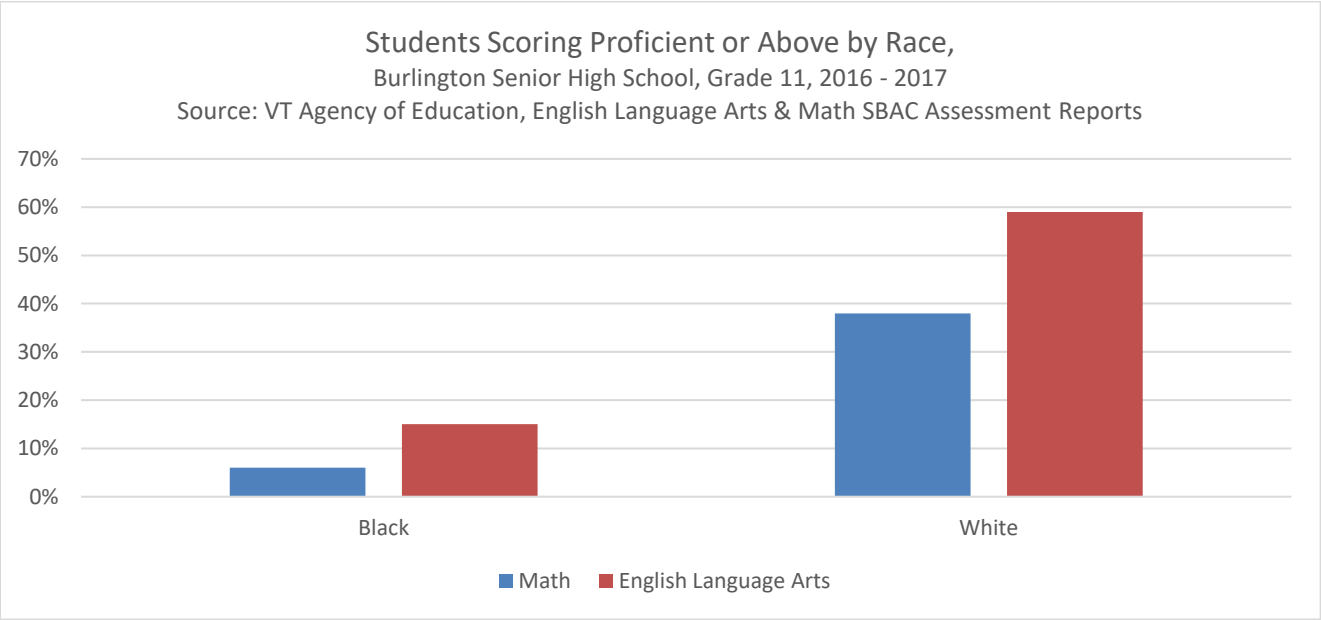

**Data is not available on the proficiency of other races or ethnicities for the 2016-2017 school year at this time.*