

Burlington Early Learning Initiative

Scholarship Model Discussion

August 22, 2018

Meeting Agenda and Roadmap

- Outline Process to Date & Next Steps
 - Phase 1: Capacity Grant Awards – Increase Available Slots
 - Phase 2: Scholarship Model Development Process – Make Care More Affordable
 - Principles guiding the effort
 - Timeline & Additional Community Engagement
- Introduction of Conceptual Model Components for Feedback
 - Relevant Burlington Context and Serving the Most Vulnerable
 - Components (Delivery, Financial, Administrative, Eligibility, Outreach)
- Discussion Questions
 - Who Could be the Most Impacted?
 - How Best to Reach those Most in Need?

ELI Goal: Increase access for lower-income Burlington children to high-quality infant and toddler early care and learning programs

Strategy: Close the widening achievement gap, improve educational and health outcomes later in childhood, and in the long run preserve public resources

Guiding Principles:

- Program is child and family focused.
- Policies prioritize serving infants and toddlers living in poverty.
- Program structure must consider continuity of care to maximize impact on lowest income.
- To ensure best outcomes, participating programs must be meeting or pursuing high quality standards through state or national programs and participate in Vermont's Specialized Care provider program.
- Our partners who work and care for families and children will be included in development, review and revision processes.
- Simplicity (administrative and for families) is an important consideration.
- A well-developed scholarship program can improve fiscal outcomes for early care and learning programs and is an important strategy for leveraging additional funding.
- Outcomes and evaluation will inform continuous improvement.

Phase 1: Summary of ELI Capacity-Building Grantees



Awardee	Award Amount
Burlington Children's Space	\$75,000
Janet S. Munt Family Room	\$45,000
Full Circle Preschool	\$19,000*
Pine Forest Children's Center	\$30,000
Robins Nest Children's Center	\$10,275
Sara Holbrook Community Center	\$150,000
Greater Burlington YMCA	\$130,000



Phase 2: Scholarship Model Development Process

- Feedback from Mayor, Council, & Public to accelerate scholarship program even as the City also seeks to expand capacity
- Guiding Principles for feedback
- Timeline
 - Establish draft model Summer 2018 for public discussion September
 - Finalize model with public & Council input Fall 2018; choose administrator
 - Conduct outreach Fall / Winter 2018-2019
 - Open Scholarship Applications March 1, 2019 and close April 1, 2019
 - Review program results with Council and Public May 2019
 - Allocate funds June 2019 & enroll scholarship recipients September 2019

Summary of other ELI-type scholarships

Community	Age	Eligibility	Funds Avail	Administrator
San Francisco	0-5	CPS or At risk for neglect/abuse, Homeless, Special Needs, Black/Hispanic, English language learner	Bridge, Gap, Voucher, Reserved	
Rockland County	0-12	Reside in Rockland County, Have a child currently enrolled in a licensed/ registered child care program or be seeking enrollment in child care, Not be eligible for DSS child care subsidy, Meet the income guidelines (\$66,000 for family of 4)	Funds to pay for part of the child care tuition	United Way
St Paul, MN	3-4	income of \$44,000 family of four	up to \$7,500	
No. Virginia	Infant, Toddler	Income: 80% of MSA, \$70,000 for family of 4	partial child care scholarships	Infant Toddler Family Day Care
Chattanooga	0-5	Children must be between ages birth to 5 years old Reside in, attend a childcare in, or work in Hamilton County Not eligible for Head Start or childcare certificates/vouchers Families employed and working to support their family and/or participating in an educational program Families must provide annual “developmental check-ups” (Ages and Stages Questionnaires-ASQ) to United Way of Greater Chattanooga Children must attend at least 80% of his/her scheduled service days every 2 months. If a child is absent for more than three consecutive days, the parents must provide a note to the provider	Families pay 60% of the tuition	United Way

Summary of child care supply, demand and subsidy in Burlington, VT

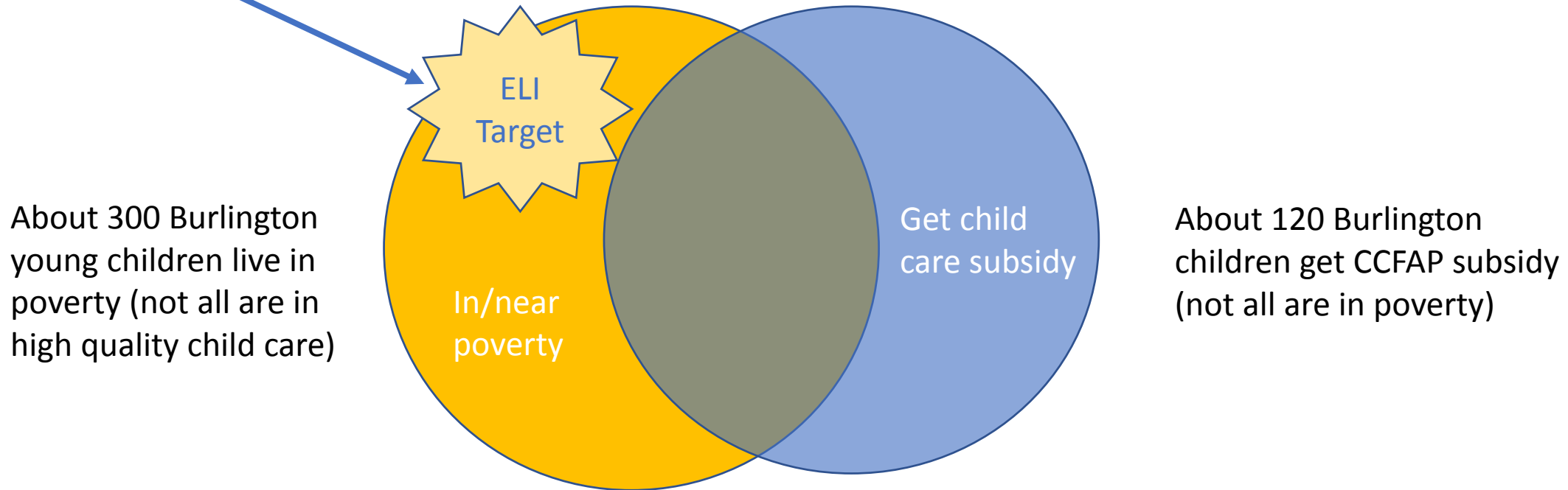
	Rates
Average weekly for infant/toddler care	\$270
4 STARS (high quality) CCFAP reimbursement	\$250
Difference (parent co-pay or scholarship)	\$20

Little kids, big market: The average weekly rate of \$270 in Chittenden County. At full enrollment, child care is a \$15 million industry in Burlington

Sample families of 4 with 1 infant in child care			
	Single parent, livable wage earner (Family 1)	2 parents @ minimum wage (Family 2)	Two working parents, 1 livable wage, 1 minimum wage (Family 3)
	Annual income \$30,160	Annual income \$43,680	Annual income \$52,000
Cost of care	\$14,000	\$14,000	\$14,000
4 STARS reimbursement	\$11,700 (90%)	\$ 5,200 (40%)	\$1,300 (10%)
Difference	\$2,300 / year (8%)	\$8,800 / year (20%)	\$12,700 /year (24%)

ELI Scholarship targets young children not already in high quality child care

Children 3 and under, in or near poverty but not in high quality child care



Eligibility

Families

- ✓ Must be residents of Burlington
- ✓ Must be low income or eligible for Family Support
- ✓ Must be under age 2 at enrollment
- ✓ Children are only eligible for ELI Scholarship until age eligible for Universal Prekindergarten



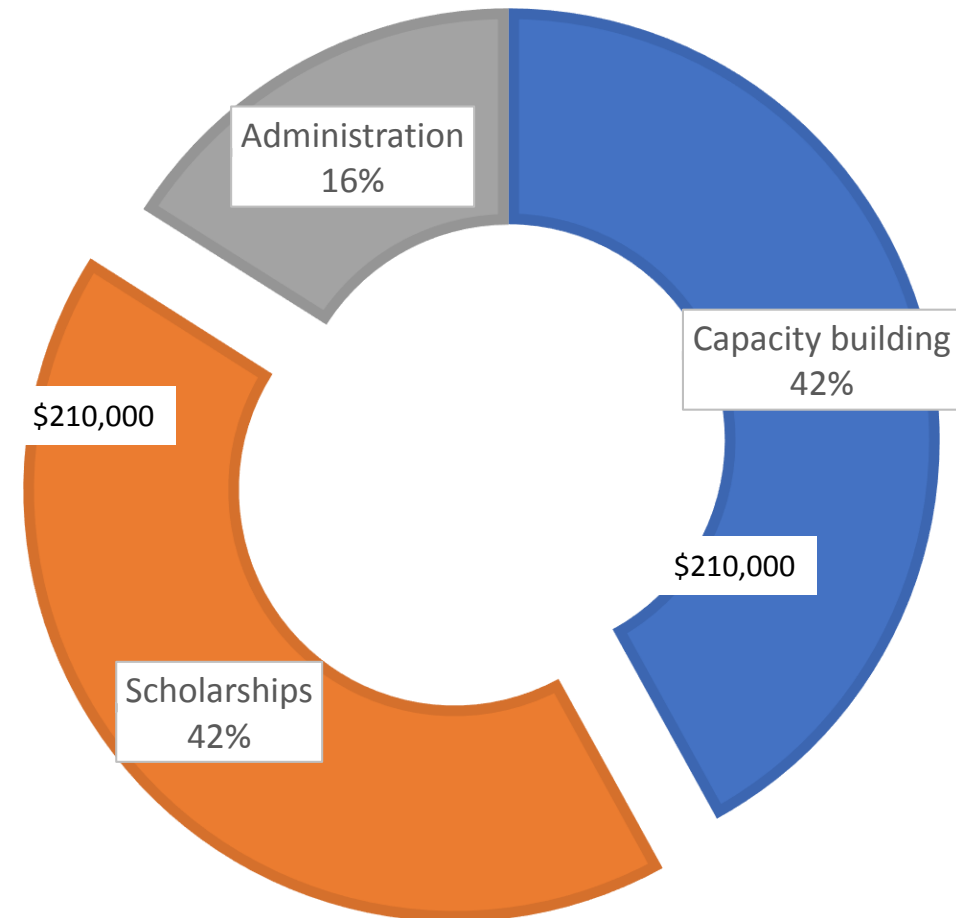
Programs

- ✓ High quality
 - 4 or 5 STARS, or nationally accredited
 - Basic Specialized Care provider
 - Accepts CCFAP (State subsidy)
- ✓ Located in Burlington or a surrounding community
- ✓ Provides evidence of Family Support e.g., Strengthening Families framework

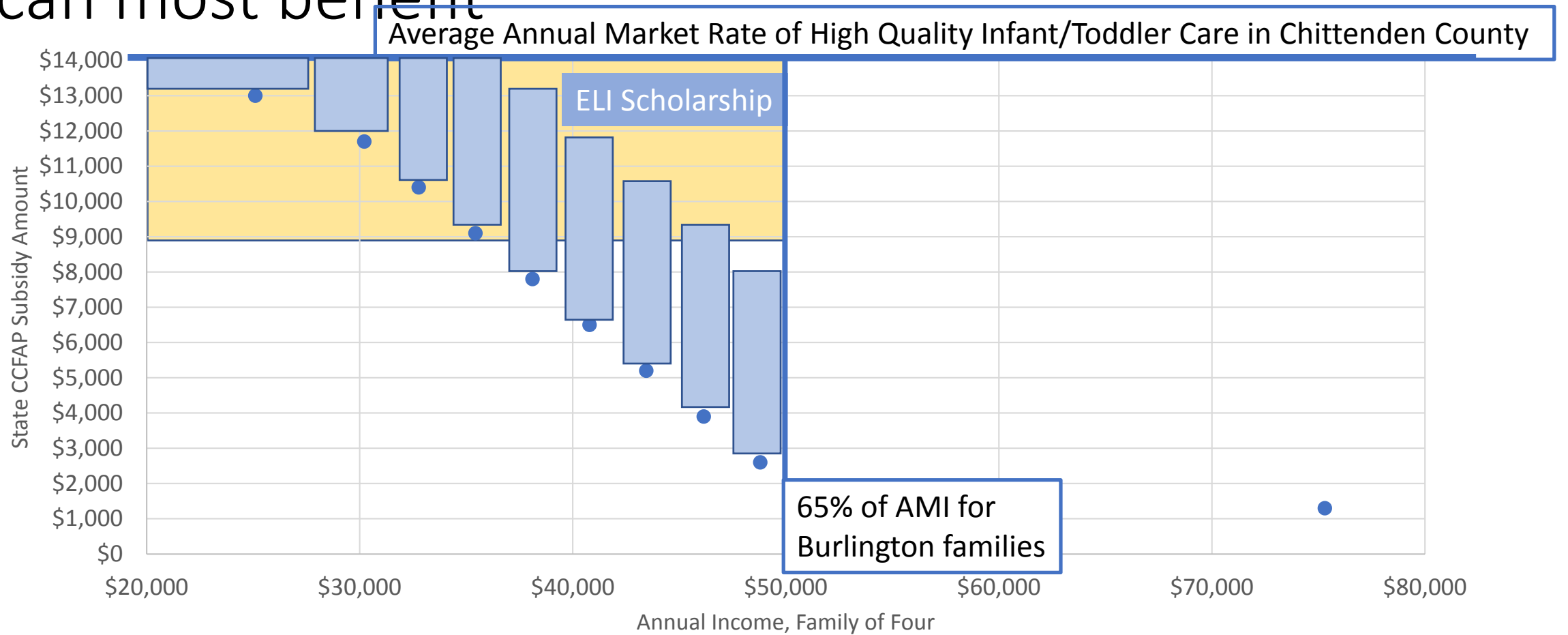
Financial model for ELI Scholarship

ELI FUNDS

- Estimate scholarships available for 25-30 young children
- Target amount of \$5000 per child
- Scholarship formula based on the 2017 Child Development Market Rate survey to address the gap between other tuition assistance paid on behalf of the child (if any) and the 2017 Median Market Rate +10%
- \$30 per week per child to Burlington-located programs for quality and capacity building



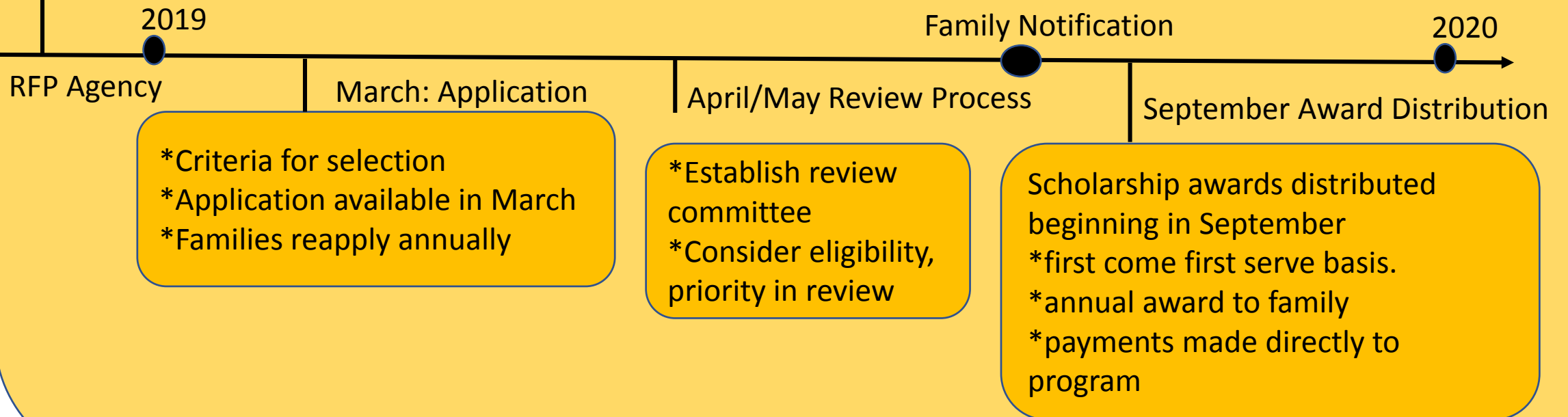
ELI Scholarship could leverage state subsidy to make high quality care affordable for those who can most benefit



Scholarship delivery model

A single agency/organization will administer scholarship program

*Selected through RFP process for scholarship vendor open October 2018, based on:
-administrative structure and capacity,
-service area, and
-experience with income based financial assistance programs



Questions

- What are the essential components of a scholarship program?
- What are important outreach strategies? How are programs currently recruiting families living in poverty? Who are key community partners?